



# Law & Finance Committee 2023 Tentative Budget Hearing

**November 3, 2022 4:30PM**  
40 McMaster Street, Ballston Spa, NY

Chair: Jonathan Schopf


Members:

Phil Barrett- VC  
Joe Grasso  
John Lant  
Jean Raymond  
Kevin Tollisen  
Matt Veitch

- I. Welcome and Attendance
- II. Overview of Tentative Budget <https://www.saratogacountyny.gov/2023-budget/>
- III. Law & Finance Committee recommendation
- IV. Other Business
- V. Adjourn

To view the webcast live or once recorded, go to <https://www.saratogacountyny.gov/meetings/2022-meetings/>

# SARATOGA COUNTY 2023 TENTATIVE BUDGET



## COUNTY ADMINISTRATOR'S BUDGET MESSAGE

To the Honorable Chairman Theodore Kusnierz, Jr., the Saratoga County Board of Supervisors, and the residents of Saratoga County:

I am honored to present the Tentative 2023 County Budget for your review and consideration. Thanks to the leadership and vision of our elected officials, Saratoga County continues to be a statewide leader among all counties in many important metrics related to quality of life, fiscal responsibility, and the strong and vibrant growth of our population and economy. We were pleased to be designated as the healthiest county in New York State by US News and World Report, earning high marks in categories including economy, education, public safety, equity, environment, and infrastructure, among others.

I am pleased to report the County remains in excellent fiscal shape as we move forward into increasingly uncertain economic times. This is due to our well established fiscally conservative approach that County leadership has maintained for decades, which forms the basis for the robust population and tax base expansion we continue to experience.

The two key metrics that have helped drive this growth will be in place again for 2023: the lowest county sales tax rate AND the lowest county property tax rate in New York State. Our proposed 2023 budget provides for a significant 5% decrease in the property tax rate, once again without exceeding the state's property tax cap. In addition, we are proposing to spend \$3.2 million less in 2023 than our adopted 2022 budget. Finally, for the first time in many years we are not proposing to use any reserve funds to balance the budget.

We believe this property tax decrease is positive news for our taxpayers as they struggle to cope with the highest inflation rate in forty years. Like everyone else, the County is tightening our financial belt to deal with both higher prices and potentially less revenues if projections of a recession come true.

There are challenges ahead we must deal with. The biggest challenge continues to be new unfunded mandates that our state and federal governments force on counties to provide additional services and programs. Taxpayers have to foot the bill for these burdensome mandates, and I am very proud of our County workforce who continue to do a good job delivering these services to our residents.


I'd like to thank Chairman Todd Kusnierz, Law & Finance Chairman Jon Schopf, and our Supervisors who were involved in this new Budget Process by providing their time, insights, and recommendation to the Budget Liaison Committee. I also thank our Department Heads and their teams for their assistance and feedback throughout this process.

Most importantly, I thank our Budget Director Stephanie Hodgson, Deputy Administrator Ridge Harris, and Director of Human Resources Scot Chamberlain for their hard work and thoughtful perspectives, along with this year's Budget Liaison Team, John Warmt, D'Arcy Plummer, Chris Schall, and Matt Rose.

Respectfully submitted,

*Steve Bulger*

County Administrator



---

## 2023 TENTATIVE BUDGET HIGHLIGHTS

- *Delivers a balanced budget of \$378.3 million for 2023 without using fund balance reserves for the first time in six years*
  - *Reduces the overall budget by \$3.2 million from the 2022 adopted budget*
  - *Reduces the County's Property Tax Rate by 5%, keeping it under the tax cap*
  - *Maintains Saratoga County's position as having the lowest county property tax rate in New York State*
  - *Maintains funding for important programs and services*
-

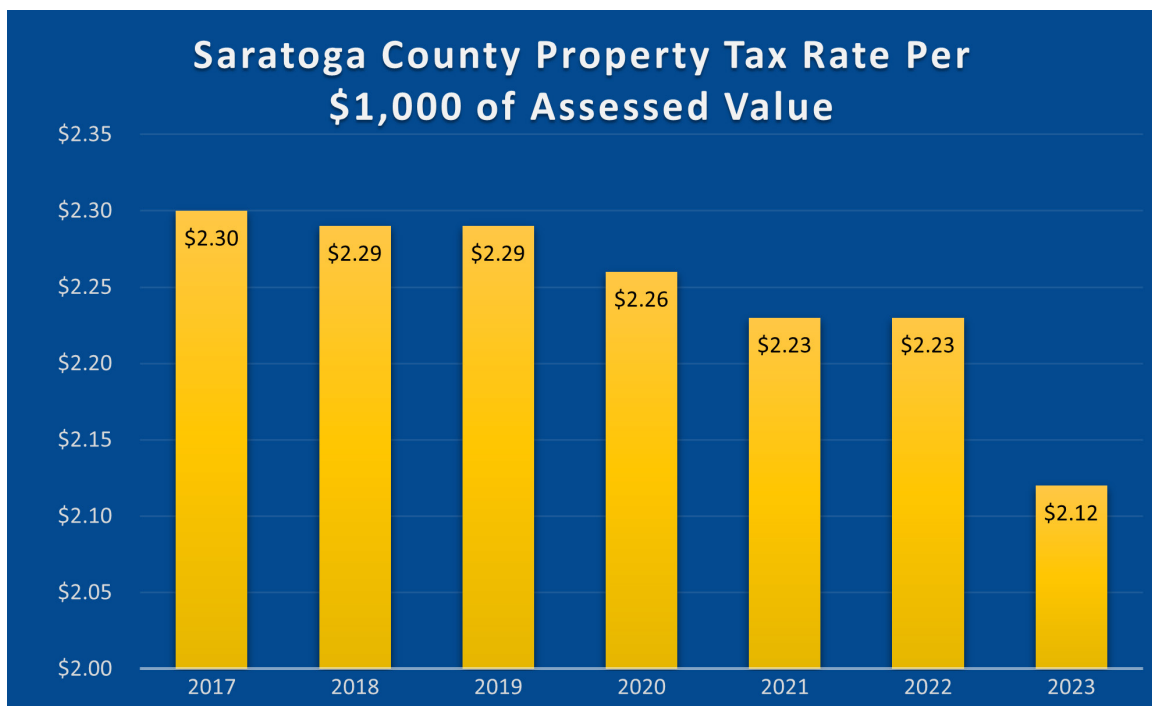
# LOWER PROPERTY TAXES & FISCALLY CONSERVATIVE PRACTICES

The 2023 proposed budget reduces the property tax rate by 5%, keeping the levy within the tax cap and continuing to provide Saratoga County homeowners the lowest county property tax rate in the State at \$2.12 per \$1,000 of assessed value. This will provide on average a 5% property tax cut for homeowners and businesses.

The 2023 tentative budget cuts government spending by \$3.2 million over the 2022 adopted budget while maintaining funding for and making key investments in important government services and programs.

The County makes a conservative sales tax revenue projection of \$150 million, amidst national soaring inflation and uncertainty in future consumer spending habits. This is a decrease of \$4 million compared with 2021 sales tax receipts and approximately \$8 million less than expected 2022 revenues.

The County's debt service remains less than 1% of the County's operating budget. This low debt helps to maintain the County's high AA+ rating from Standard & Poors (S&P), which will help the County weather any possible downturns in the nation's uncertain fiscal environment.



---

# PUBLIC SAFETY & HEALTH

The tentative 2023 budget makes significant investments in public safety to build upon Saratoga County's longstanding ranking as one of New York State's safest communities and support officials' increased obligations stemming from changes in New York State public safety laws. These include nearly \$53,000,000 for investments in personnel, technology, and equipment for the District Attorney's Office, Sheriff's Office, Probation Department, Public Defender's Department, and Conflict Defender's Office.



The tentative budget allocates \$50,000 for a county wide first responder needs assessment to provide critical information for future personnel needs, planning, and response efforts.

The budget allocates \$20,000 to purchase Automated External Defibrillators for patrol vehicles, allowing trained Sheriff's Deputies to provide life-saving aid before an ambulance can arrive and \$15,000 for Project Lifesaver, which helps children with autism and people with dementia.

The proposed budget utilizes \$130,000 in Opioid Settlement Funds to create programs and provide services to connect families, veterans, and under-served populations with community-based treatment, rehabilitation, recovery, and support services related to opioid and substance use disorders.

The proposal allocates \$25,000 to expand the successful EMT Career Pathway Program county wide to help meet the growing need for more first responders.



---

# TOURISM, ECONOMIC AND COMMUNITY DEVELOPMENT & OPEN SPACE

To continue Saratoga County's status as a cultural, entertainment, and industry destination for travelers and businesses worldwide, the tentative 2023 budget provides more than \$600,000 to promote economic development and tourism.

This spending plan provides nearly \$3 million for community development organizations that support initiatives including literacy and career development, history and culture preservation, and agriculture and environmental conservation. This funding includes \$150,000 to further the county's goals to leverage Saratoga County's vast historical resources, advancing it as a world class heritage tourism destination.

The proposed 2023 budget includes \$400,000 for the Farmland and Open Space Grant program to maintain the county's extensive network of trails and open space.



Account	Account Description	2021 Actual Amount	2022 Amended Budget	2023 Department	2023 Budget Officer
<b>Fund A - General Fund</b>					
<i>Appropriated Fund Balance</i>					
<i>Appropriated Fund Balance</i>					
0599.B	Appropriated Fund Balance Budgetary	.00	12,920,278.98	.00	.00
<i>Appropriated Fund Balance Totals</i>		<u>\$0.00</u>	<u>\$12,920,278.98</u>	<u>\$0.00</u>	<u>\$0.00</u>
<i>Appropriated Fund Balance Totals</i>		<u>\$0.00</u>	<u>\$12,920,278.98</u>	<u>\$0.00</u>	<u>\$0.00</u>
<b>Department 11 - Clerk of the Board</b>					
<i>Departmental Income</i>					
<i>Other General Departmental Income</i>					
1218	Photo Copy Reimbursement	24.25	50.00	.00	.00
<i>Other General Departmental Income Totals</i>		<u>\$24.25</u>	<u>\$50.00</u>	<u>\$0.00</u>	<u>\$0.00</u>
<i>Departmental Income Totals</i>		<u>\$24.25</u>	<u>\$50.00</u>	<u>\$0.00</u>	<u>\$0.00</u>
<b>Department 11 - Clerk of the Board Totals</b>		<u>\$24.25</u>	<u>\$50.00</u>	<u>\$0.00</u>	<u>\$0.00</u>
<b>Department 14 - County Administrator</b>					
<i>Non Property Tax Items</i>					
<i>Tax On Hotel Room Occupancy</i>					
1113	Room Tax	873,911.25	700,000.00	975,000.00	975,000.00
<i>Tax On Hotel Room Occupancy Totals</i>		<u>\$873,911.25</u>	<u>\$700,000.00</u>	<u>\$975,000.00</u>	<u>\$975,000.00</u>
<i>Non Property Tax Items Totals</i>		<u>\$873,911.25</u>	<u>\$700,000.00</u>	<u>\$975,000.00</u>	<u>\$975,000.00</u>
<i>Miscellaneous Local Sources/Other</i>					
<i>Refunds Of Prior Year Expenditures</i>					
2701	Refunds Prior Year Exp	4,394.00	.00	.00	.00
<i>Refunds Of Prior Year Expenditures Totals</i>		<u>\$4,394.00</u>	<u>\$0.00</u>	<u>\$0.00</u>	<u>\$0.00</u>
<i>Unclassified</i>					
2727	Opioid Revenue	.00	.00	.00	52,374.00
<i>Unclassified Totals</i>		<u>\$0.00</u>	<u>\$0.00</u>	<u>\$0.00</u>	<u>\$52,374.00</u>
<i>Misc Revenue, Other Govts</i>					
2873.I	Insurance Clearing Internal	194,402.00	324,888.00	347,155.00	347,157.00
<i>Misc Revenue, Other Govts Totals</i>		<u>\$194,402.00</u>	<u>\$324,888.00</u>	<u>\$347,155.00</u>	<u>\$347,157.00</u>
<i>Miscellaneous Local Sources/Other Totals</i>		<u>\$198,796.00</u>	<u>\$324,888.00</u>	<u>\$347,155.00</u>	<u>\$399,531.00</u>
<b>Department 14 - County Administrator Totals</b>		<u>\$1,072,707.25</u>	<u>\$1,024,888.00</u>	<u>\$1,322,155.00</u>	<u>\$1,374,531.00</u>
<b>Department 16 - County Treasurer</b>					
<i>Departmental Income</i>					
<i>Treasurer Fees</i>					
1230	Treasurers Fees	37,061.75	65,000.00	60,000.00	60,000.00
<i>Treasurer Fees Totals</i>		<u>\$37,061.75</u>	<u>\$65,000.00</u>	<u>\$60,000.00</u>	<u>\$60,000.00</u>
<i>Charges For Tax Redemption</i>					
1235	Charges-Tax Adv & Exp	5,636.50	17,000.00	15,000.00	15,000.00
<i>Charges For Tax Redemption Totals</i>		<u>\$5,636.50</u>	<u>\$17,000.00</u>	<u>\$15,000.00</u>	<u>\$15,000.00</u>

Account	Account Description	2021 Actual Amount	2022 Amended Budget	2023 Department	2023 Budget Officer
<b>Fund A - General Fund</b>					
Department <b>16 - County Treasurer</b>					
Departmental Income					
Restitution Surcharge					
1580	Restitution Surcharge	6,647.70	12,000.00	8,000.00	8,000.00
	<i>Restitution Surcharge Totals</i>	<u>\$6,647.70</u>	<u>\$12,000.00</u>	<u>\$8,000.00</u>	<u>\$8,000.00</u>
	<i>Departmental Income Totals</i>	<u>\$49,345.95</u>	<u>\$94,000.00</u>	<u>\$83,000.00</u>	<u>\$83,000.00</u>
Fines And Forfeitures					
Fines And Forfeited Bail					
2610	Fines & Forfeited Bail	1,147.50	3,000.00	3,000.00	3,000.00
	<i>Fines And Forfeited Bail Totals</i>	<u>\$1,147.50</u>	<u>\$3,000.00</u>	<u>\$3,000.00</u>	<u>\$3,000.00</u>
Forfeiture Of Deposits					
2620	Forfeiture Of Deposits	.00	2,000.00	2,000.00	2,000.00
	<i>Forfeiture Of Deposits Totals</i>	<u>\$0.00</u>	<u>\$2,000.00</u>	<u>\$2,000.00</u>	<u>\$2,000.00</u>
	<i>Fines And Forfeitures Totals</i>	<u>\$1,147.50</u>	<u>\$5,000.00</u>	<u>\$5,000.00</u>	<u>\$5,000.00</u>
Miscellaneous Local Sources/Other					
Refunds Of Prior Year Expenditures					
2701	Refunds Prior Year Exp	636,168.48	50,000.00	50,000.00	200,000.00
	<i>Refunds Of Prior Year Expenditures Totals</i>	<u>\$636,168.48</u>	<u>\$50,000.00</u>	<u>\$50,000.00</u>	<u>\$200,000.00</u>
	<i>Miscellaneous Local Sources/Other Totals</i>	<u>\$636,168.48</u>	<u>\$50,000.00</u>	<u>\$50,000.00</u>	<u>\$200,000.00</u>
	<b>Department 16 - County Treasurer Totals</b>	<u>\$686,661.93</u>	<u>\$149,000.00</u>	<u>\$138,000.00</u>	<u>\$288,000.00</u>
Department <b>18 - Real Property Tax Service</b>					
Sale of Property And Compensation For Loss					
Sales, Other					
1251	Taxmap Sale Photo & Map	19,509.50	20,000.00	17,000.00	20,000.00
	<i>Sales, Other Totals</i>	<u>\$19,509.50</u>	<u>\$20,000.00</u>	<u>\$17,000.00</u>	<u>\$20,000.00</u>
	<i>Sale of Property And Compensation For Loss Totals</i>	<u>\$19,509.50</u>	<u>\$20,000.00</u>	<u>\$17,000.00</u>	<u>\$20,000.00</u>
State Aid					
St Aid - Other					
3095	Sales Net	3,767.50	3,000.00	.00	.00
	<i>St Aid - Other Totals</i>	<u>\$3,767.50</u>	<u>\$3,000.00</u>	<u>\$0.00</u>	<u>\$0.00</u>
	<i>State Aid Totals</i>	<u>\$3,767.50</u>	<u>\$3,000.00</u>	<u>\$0.00</u>	<u>\$0.00</u>
	<b>Department 18 - Real Property Tax Service Totals</b>	<u>\$23,277.00</u>	<u>\$23,000.00</u>	<u>\$17,000.00</u>	<u>\$20,000.00</u>
Department <b>19 - County Clerk</b>					
Departmental Income					
Clerk Fees					
1255	ClerkS Fees	406,456.00	310,000.00	328,000.00	328,000.00
1260	Motor Vehicle Fees	3,031,605.81	3,100,000.00	2,550,500.00	2,550,500.00
	<i>Clerk Fees Totals</i>	<u>\$3,438,061.81</u>	<u>\$3,410,000.00</u>	<u>\$2,878,500.00</u>	<u>\$2,878,500.00</u>



Account	Account Description	2021 Actual Amount	2022 Amended Budget	2023 Department	2023 Budget Officer
<b>Fund A - General Fund</b>					
Department <b>19 - County Clerk</b>					
Departmental Income					
Other General Departmental Income					
1218	Photo Copy Reimbursement	463.00	250.00	2,000.00	2,000.00
1256	Mortgages	1,384,052.00	910,000.00	992,381.00	992,381.00
1257	Document Recording	532,403.00	425,000.00	442,201.00	442,201.00
1258	Exemplifications/Copies	43,598.75	40,000.00	45,000.00	45,000.00
1259	Sales Tax	37,832.98	32,500.00	22,000.00	22,000.00
1261	Reimbursement N.Y.S.	114,999.96	115,000.00	115,000.00	115,000.00
1262	R.E. Transfer Tax	7,614.25	6,500.00	6,500.00	6,500.00
1263	Filing Fees & Other	345,351.67	335,000.00	332,000.00	332,000.00
1264	Rpt Transfers - EA5217	70,209.00	65,000.00	65,000.00	65,000.00
Other General Departmental Income Totals		\$2,536,524.61	\$1,929,250.00	\$2,022,082.00	\$2,022,082.00
Departmental Income Totals		\$5,974,586.42	\$5,339,250.00	\$4,900,582.00	\$4,900,582.00
Sale of Property And Compensation For Loss					
Sales, Other					
2655	Sales Other	33,925.00	25,000.00	25,000.00	25,000.00
Sales, Other Totals		\$33,925.00	\$25,000.00	\$25,000.00	\$25,000.00
Sale of Property And Compensation For Loss Totals		\$33,925.00	\$25,000.00	\$25,000.00	\$25,000.00
Miscellaneous Local Sources/Other					
Unclassified					
2770	Unclassified Revenues	.00	4,970.00	45,000.00	25,000.00
Unclassified Totals		\$0.00	\$4,970.00	\$45,000.00	\$25,000.00
Miscellaneous Local Sources/Other Totals		\$0.00	\$4,970.00	\$45,000.00	\$25,000.00
State Aid					
St Aid - Other					
3086	State / Legislative Grant	.00	440,000.00	.00	.00
St Aid - Other Totals		\$0.00	\$440,000.00	\$0.00	\$0.00
State Aid Totals		\$0.00	\$440,000.00	\$0.00	\$0.00
Department <b>19 - County Clerk</b> Totals		\$6,008,511.42	\$5,809,220.00	\$4,970,582.00	\$4,950,582.00
Department <b>20 - County Attorney</b>					
Departmental Income					
Personnel Fees					
1290.I	Attorney Fees Internal	.00	.00	574,701.00	707,415.00
Personnel Fees Totals		\$0.00	\$0.00	\$574,701.00	\$707,415.00
Departmental Income Totals		\$0.00	\$0.00	\$574,701.00	\$707,415.00
Department <b>20 - County Attorney</b> Totals		\$0.00	\$0.00	\$574,701.00	\$707,415.00

Account	Account Description	2021 Actual Amount	2022 Amended Budget	2023 Department	2023 Budget Officer
<b>Fund A - General Fund</b>					
Department <b>21 - Human Resources</b>					
Departmental Income					
Personnel Fees					
1266	Civil Service Exam Fees	15,330.00	10,000.00	10,000.00	12,500.00
	<i>Personnel Fees Totals</i>	<u>\$15,330.00</u>	<u>\$10,000.00</u>	<u>\$10,000.00</u>	<u>\$12,500.00</u>
	<i>Departmental Income Totals</i>	<u>\$15,330.00</u>	<u>\$10,000.00</u>	<u>\$10,000.00</u>	<u>\$12,500.00</u>
State Aid					
State Aid, Indigent Legal Services Fund					
3313	Indigent Legal Service	272,020.26	658,934.06	300,000.00	329,550.00
	<i>State Aid, Indigent Legal Services Fund Totals</i>	<u>\$272,020.26</u>	<u>\$658,934.06</u>	<u>\$300,000.00</u>	<u>\$329,550.00</u>
	<i>State Aid Totals</i>	<u>\$272,020.26</u>	<u>\$658,934.06</u>	<u>\$300,000.00</u>	<u>\$329,550.00</u>
	<b>Department 21 - Human Resources Totals</b>	<u>\$287,350.26</u>	<u>\$668,934.06</u>	<u>\$310,000.00</u>	<u>\$342,050.00</u>
Department <b>22 - Board of Elections</b>					
Departmental Income					
Other General Departmental Income					
1218	Photo Copy Reimbursement	39.32	200.00	.00	.00
	<i>Other General Departmental Income Totals</i>	<u>\$39.32</u>	<u>\$200.00</u>	<u>\$0.00</u>	<u>\$0.00</u>
	<i>Departmental Income Totals</i>	<u>\$39.32</u>	<u>\$200.00</u>	<u>\$0.00</u>	<u>\$0.00</u>
Intergovernmental Charges					
Election Service Charges					
2215	Reim-Election Expenses	112,763.42	130,000.00	.00	120,000.00
	<i>Election Service Charges Totals</i>	<u>\$112,763.42</u>	<u>\$130,000.00</u>	<u>\$0.00</u>	<u>\$120,000.00</u>
	<i>Intergovernmental Charges Totals</i>	<u>\$112,763.42</u>	<u>\$130,000.00</u>	<u>\$0.00</u>	<u>\$120,000.00</u>
State Aid					
St Aid - Other					
3086	State / Legislative Grant	126,147.94	56,377.69	.00	.00
3087	HAVA	.00	50,000.00	.00	.00
	<i>St Aid - Other Totals</i>	<u>\$126,147.94</u>	<u>\$106,377.69</u>	<u>\$0.00</u>	<u>\$0.00</u>
	<i>State Aid Totals</i>	<u>\$126,147.94</u>	<u>\$106,377.69</u>	<u>\$0.00</u>	<u>\$0.00</u>
	<b>Department 22 - Board of Elections Totals</b>	<u>\$238,950.68</u>	<u>\$236,577.69</u>	<u>\$0.00</u>	<u>\$120,000.00</u>
Department <b>23 - Information Technology</b>					
Departmental Income					
Other General Departmental Income					
1289.I	Data Processing Charges Internal	3,091.27	3,622.00	4,062.00	4,161.00
	<i>Other General Departmental Income Totals</i>	<u>\$3,091.27</u>	<u>\$3,622.00</u>	<u>\$4,062.00</u>	<u>\$4,161.00</u>
	<i>Departmental Income Totals</i>	<u>\$3,091.27</u>	<u>\$3,622.00</u>	<u>\$4,062.00</u>	<u>\$4,161.00</u>

Account	Account Description	2021 Actual Amount	2022 Amended Budget	2023 Department	2023 Budget Officer
<b>Fund A - General Fund</b>					
Department <b>23 - Information Technology</b>					
<i>Miscellaneous Local Sources/Other</i>					
<i>Misc Revenue, Other Govts</i>					
2808	Telephone Clearing	300.00	300.00	120.00	120.00
2808.I	Telephone Clearing Internal	28,125.83	38,396.00	38,745.00	39,098.00
<i>Misc Revenue, Other Govts Totals</i>		<b>\$28,425.83</b>	<b>\$38,696.00</b>	<b>\$38,865.00</b>	<b>\$39,218.00</b>
<i>Miscellaneous Local Sources/Other Totals</i>		<b>\$28,425.83</b>	<b>\$38,696.00</b>	<b>\$38,865.00</b>	<b>\$39,218.00</b>
Department <b>23 - Information Technology Totals</b>		<b>\$31,517.10</b>	<b>\$42,318.00</b>	<b>\$42,927.00</b>	<b>\$43,379.00</b>
Department <b>24 - Central Services</b>					
<i>Departmental Income</i>					
<i>Other General Departmental Income</i>					
1216	Printing Reimbursement	5,332.05	7,000.00	7,500.00	7,500.00
1216.I	Printing Reimbursement Internal	30,398.48	52,000.00	55,000.00	44,955.00
1217	Mailing Reimbursement	3,084.33	5,000.00	5,000.00	5,000.00
1217.I	Mailing Reimbursement Internal	216,455.97	210,000.00	220,000.00	221,488.00
<i>Other General Departmental Income Totals</i>		<b>\$255,270.83</b>	<b>\$274,000.00</b>	<b>\$287,500.00</b>	<b>\$278,943.00</b>
<i>Departmental Income Totals</i>		<b>\$255,270.83</b>	<b>\$274,000.00</b>	<b>\$287,500.00</b>	<b>\$278,943.00</b>
Department <b>24 - Central Services Totals</b>		<b>\$255,270.83</b>	<b>\$274,000.00</b>	<b>\$287,500.00</b>	<b>\$278,943.00</b>
Department <b>25 - District Attorney</b>					
<i>Departmental Income</i>					
<i>Other Public Safety Departmental Income</i>					
2616.I	Dwi Reimbursement Internal	27,500.00	37,650.00	32,000.00	32,000.00
<i>Other Public Safety Departmental Income Totals</i>		<b>\$27,500.00</b>	<b>\$37,650.00</b>	<b>\$32,000.00</b>	<b>\$32,000.00</b>
<i>Departmental Income Totals</i>		<b>\$27,500.00</b>	<b>\$37,650.00</b>	<b>\$32,000.00</b>	<b>\$32,000.00</b>
<i>Fines And Forfeitures</i>					
<i>Forfeiture Of Crime Proceeds</i>					
2625	Forfeiture Crime Proceeds	4,284.00	.00	.00	.00
<i>Forfeiture Of Crime Proceeds Totals</i>		<b>\$4,284.00</b>	<b>\$0.00</b>	<b>\$0.00</b>	<b>\$0.00</b>
<i>Fines And Forfeitures Totals</i>		<b>\$4,284.00</b>	<b>\$0.00</b>	<b>\$0.00</b>	<b>\$0.00</b>
<i>Miscellaneous Local Sources/Other</i>					
<i>Unclassified</i>					
2770	Unclassified Revenues	18.00	.00	.00	.00
<i>Unclassified Totals</i>		<b>\$18.00</b>	<b>\$0.00</b>	<b>\$0.00</b>	<b>\$0.00</b>
<i>Miscellaneous Local Sources/Other Totals</i>		<b>\$18.00</b>	<b>\$0.00</b>	<b>\$0.00</b>	<b>\$0.00</b>
<i>State Aid</i>					
<i>State Aid, District Attorney Salaries</i>					
3030	District Attorney Salary	86,627.00	72,189.00	72,189.00	72,189.00

Account	Account Description	2021 Actual Amount	2022 Amended Budget	2023 Department	2023 Budget Officer
<b>Fund A - General Fund</b>					
Department <b>25 - District Attorney</b>					
State Aid					
State Aid, District Attorney Salaries					
State Aid, District Attorney Salaries Totals		\$86,627.00	\$72,189.00	\$72,189.00	\$72,189.00
St Aid - Other					
3031	SA Target Crime Program	86,698.90	57,820.00	57,820.00	57,820.00
3086	State / Legislative Grant	.00	.00	.00	826,489.00
St Aid - Other Totals		\$86,698.90	\$57,820.00	\$57,820.00	\$884,309.00
St Aid, Other Public Safety					
3391	Carp Grant	178,127.59	118,900.00	118,900.00	118,900.00
St Aid, Other Public Safety Totals		\$178,127.59	\$118,900.00	\$118,900.00	\$118,900.00
State Aid Totals		\$351,453.49	\$248,909.00	\$248,909.00	\$1,075,398.00
Department <b>25 - District Attorney Totals</b>		\$383,255.49	\$286,559.00	\$280,909.00	\$1,107,398.00
Department <b>26 - Public Defender</b>					
State Aid					
State Aid, Indigent Legal Services Fund					
3311	Indigent Parolee Remiburs	.00	3,000.00	3,000.00	3,000.00
3313	Indigent Legal Service	539,317.53	794,854.00	1,179,169.00	1,074,909.00
State Aid, Indigent Legal Services Fund Totals		\$539,317.53	\$797,854.00	\$1,182,169.00	\$1,077,909.00
St Aid - Other					
3031	SA Target Crime Program	16,988.20	14,000.00	14,656.00	14,656.00
St Aid - Other Totals		\$16,988.20	\$14,000.00	\$14,656.00	\$14,656.00
State Aid Totals		\$556,305.73	\$811,854.00	\$1,196,825.00	\$1,092,565.00
Department <b>26 - Public Defender Totals</b>		\$556,305.73	\$811,854.00	\$1,196,825.00	\$1,092,565.00
Department <b>28 - Conflict Defender</b>					
State Aid					
State Aid, Indigent Legal Services Fund					
3313	Indigent Legal Service	331,982.64	595,073.00	672,437.00	764,810.00
State Aid, Indigent Legal Services Fund Totals		\$331,982.64	\$595,073.00	\$672,437.00	\$764,810.00
State Aid Totals		\$331,982.64	\$595,073.00	\$672,437.00	\$764,810.00
Department <b>28 - Conflict Defender Totals</b>		\$331,982.64	\$595,073.00	\$672,437.00	\$764,810.00
Department <b>30 - Sheriff</b>					
Departmental Income					
Sheriff Fees					
1510	Sheriff Fees	177,363.47	300,000.00	300,000.00	300,000.00
Sheriff Fees Totals		\$177,363.47	\$300,000.00	\$300,000.00	\$300,000.00

Account	Account Description	2021 Actual Amount	2022 Amended Budget	2023 Department	2023 Budget Officer
<b>Fund A - General Fund</b>					
Department <b>30 - Sheriff</b>					
Departmental Income					
Prisoner Charges					
1525	Inmate Disciplinary Surch	7,441.90	1,500.00	3,000.00	3,000.00
	<i>Prisoner Charges Totals</i>	<u>\$7,441.90</u>	<u>\$1,500.00</u>	<u>\$3,000.00</u>	<u>\$3,000.00</u>
<i>Other Public Safety Departmental Income</i>					
1588	Prisoner Incentive Pmts.	5,000.00	14,000.00	4,000.00	4,000.00
2616.I	Dwi Reimbursement Internal	48,372.71	47,200.00	48,000.00	64,525.00
	<i>Other Public Safety Departmental Income Totals</i>	<u>\$53,372.71</u>	<u>\$61,200.00</u>	<u>\$52,000.00</u>	<u>\$68,525.00</u>
	<i>Departmental Income Totals</i>	<u>\$238,178.08</u>	<u>\$362,700.00</u>	<u>\$355,000.00</u>	<u>\$371,525.00</u>
<i>Intergovernmental Charges</i>					
<i>Public Safety Services, Other Governments</i>					
2260	Reimb For Maint-Prisoner	229,100.00	8,000.00	4,000.00	4,000.00
2262	Reimb For Sheriff Service	1,173,924.76	1,154,492.76	1,286,862.00	1,286,862.00
2263	School Resource Officer (SRO) Reimbursement	900,774.67	1,003,581.93	989,251.00	989,251.00
	<i>Public Safety Services, Other Governments Totals</i>	<u>\$2,303,799.43</u>	<u>\$2,166,074.69</u>	<u>\$2,280,113.00</u>	<u>\$2,280,113.00</u>
	<i>Intergovernmental Charges Totals</i>	<u>\$2,303,799.43</u>	<u>\$2,166,074.69</u>	<u>\$2,280,113.00</u>	<u>\$2,280,113.00</u>
<i>Use of Money And Property</i>					
<i>Commissions</i>					
2450	Commissions	123,950.86	100,000.00	100,000.00	120,000.00
	<i>Commissions Totals</i>	<u>\$123,950.86</u>	<u>\$100,000.00</u>	<u>\$100,000.00</u>	<u>\$120,000.00</u>
	<i>Use of Money And Property Totals</i>	<u>\$123,950.86</u>	<u>\$100,000.00</u>	<u>\$100,000.00</u>	<u>\$120,000.00</u>
<i>Licenses And Permits</i>					
<i>Licenses, Other</i>					
2545	Licenses Pistols Revolver	105,303.00	100,000.00	120,000.00	130,000.00
	<i>Licenses, Other Totals</i>	<u>\$105,303.00</u>	<u>\$100,000.00</u>	<u>\$120,000.00</u>	<u>\$130,000.00</u>
	<i>Licenses And Permits Totals</i>	<u>\$105,303.00</u>	<u>\$100,000.00</u>	<u>\$120,000.00</u>	<u>\$130,000.00</u>
<i>Sale of Property And Compensation For Loss</i>					
<i>Insurance Recoveries</i>					
2680	Insurance Recoveries	92,832.78	30,000.00	30,000.00	30,000.00
	<i>Insurance Recoveries Totals</i>	<u>\$92,832.78</u>	<u>\$30,000.00</u>	<u>\$30,000.00</u>	<u>\$30,000.00</u>
	<i>Sale of Property And Compensation For Loss Totals</i>	<u>\$92,832.78</u>	<u>\$30,000.00</u>	<u>\$30,000.00</u>	<u>\$30,000.00</u>
<i>State Aid</i>					
<i>St Aid, Navigation Law Enforcement</i>					
3315	Navigation Law-State Aid	38,023.32	45,000.00	60,000.00	60,000.00
	<i>St Aid, Navigation Law Enforcement Totals</i>	<u>\$38,023.32</u>	<u>\$45,000.00</u>	<u>\$60,000.00</u>	<u>\$60,000.00</u>
<i>St Aid, Other Public Safety</i>					
3306	Homeland Security	297,575.88	361,768.69	237,000.00	237,000.00

Account	Account Description	2021 Actual Amount	2022 Amended Budget	2023 Department	2023 Budget Officer
<b>Fund A - General Fund</b>					
Department <b>30 - Sheriff</b>					
State Aid					
St Aid, Other Public Safety					
3389	Other Public Safety	.00	250,000.00	.00	.00
St Aid, Other Public Safety Totals		\$297,575.88	\$611,768.69	\$237,000.00	\$237,000.00
St Aid, Other Transportation					
3502	SA Traffic Safety Grant	13,737.23	13,500.00	13,500.00	13,500.00
St Aid, Other Transportation Totals		\$13,737.23	\$13,500.00	\$13,500.00	\$13,500.00
State Aid Totals		\$349,336.43	\$670,268.69	\$310,500.00	\$310,500.00
Federal Aid					
Federal Aid, Crime Control					
4319.SCAAP	State Crmnl Alien Asst Pr State Crmnl Alien Asst Pr	.00	10,000.00	5,000.00	.00
Federal Aid, Crime Control Totals		\$0.00	\$10,000.00	\$5,000.00	\$0.00
Federal Aid Totals		\$0.00	\$10,000.00	\$5,000.00	\$0.00
Department <b>30 - Sheriff</b> Totals		\$3,213,400.58	\$3,439,043.38	\$3,200,613.00	\$3,242,138.00
Department <b>31 - Probation</b>					
Departmental Income					
Altern To Incarceration Fees					
1515	Alt. To Incarceration 1%	1,026.33	3,000.00	3,000.00	3,000.00
Altern To Incarceration Fees Totals		\$1,026.33	\$3,000.00	\$3,000.00	\$3,000.00
Other Public Safety Departmental Income					
2616.I	Dwi Reimbursement Internal	22,000.00	11,500.00	30,000.00	30,000.00
Other Public Safety Departmental Income Totals		\$22,000.00	\$11,500.00	\$30,000.00	\$30,000.00
Departmental Income Totals		\$23,026.33	\$14,500.00	\$33,000.00	\$33,000.00
State Aid					
St Aid, Probation Services					
3310	Probation State Aid	608,224.00	228,168.00	228,168.00	228,168.00
3312	Preventitive Services	177,054.00	180,895.00	196,323.00	196,323.00
St Aid, Probation Services Totals		\$785,278.00	\$409,063.00	\$424,491.00	\$424,491.00
St Aid, Juvenile Delinquent					
3623.RTA	Juvenile Delinquent Raise the Age	1,855.00	155,952.00	155,952.00	155,952.00
St Aid, Juvenile Delinquent Totals		\$1,855.00	\$155,952.00	\$155,952.00	\$155,952.00
St Aid, Youth Programs					
3880	Alt Incarc Pre Trial	32,553.41	16,370.00	16,370.00	16,370.00
St Aid, Youth Programs Totals		\$32,553.41	\$16,370.00	\$16,370.00	\$16,370.00
State Aid Totals		\$819,686.41	\$581,385.00	\$596,813.00	\$596,813.00

Account	Account Description	2021 Actual Amount	2022 Amended Budget	2023 Department	2023 Budget Officer
<b>Fund A - General Fund</b>					
Department <b>31 - Probation</b>					
Federal Aid					
Federal Aid, Alcohol Addiction Control Program					
4488	Alcohol Abuse Program Fed	22,033.00	22,033.00	22,033.00	22,033.00
Federal Aid, Alcohol Addiction Control Program Totals		\$22,033.00	\$22,033.00	\$22,033.00	\$22,033.00
Federal Aid Totals		\$22,033.00	\$22,033.00	\$22,033.00	\$22,033.00
Department <b>31 - Probation</b> Totals		\$864,745.74	\$617,918.00	\$651,846.00	\$651,846.00
Department <b>33 - STOP DWI</b>					
Departmental Income					
Other Departmental Income					
1660	Vip Fee Revenue	.00	6,875.00	10,000.00	10,000.00
Other Departmental Income Totals		\$0.00	\$6,875.00	\$10,000.00	\$10,000.00
Departmental Income Totals		\$0.00	\$6,875.00	\$10,000.00	\$10,000.00
Fines And Forfeitures					
Stop-Dwi Fines					
2615	S.T.O.P. D.W.I.	259,157.48	225,000.00	293,000.00	281,555.00
Stop-Dwi Fines Totals		\$259,157.48	\$225,000.00	\$293,000.00	\$281,555.00
Fines And Forfeitures Totals		\$259,157.48	\$225,000.00	\$293,000.00	\$281,555.00
State Aid					
St Aid, Other Transportation					
3502	SA Traffic Safety Grant	31,836.02	33,000.00	30,000.00	30,000.00
St Aid, Other Transportation Totals		\$31,836.02	\$33,000.00	\$30,000.00	\$30,000.00
State Aid Totals		\$31,836.02	\$33,000.00	\$30,000.00	\$30,000.00
Department <b>33 - STOP DWI</b> Totals		\$290,993.50	\$264,875.00	\$333,000.00	\$321,555.00
Department <b>35 - Animal Shelter</b>					
Departmental Income					
Sheriff Fees					
1510.K9I	Sheriff Fees K9I	17,137.16	15,000.00	19,000.00	19,000.00
Sheriff Fees Totals		\$17,137.16	\$15,000.00	\$19,000.00	\$19,000.00
Public Pound Charges, Dog Control Fees					
1550	Dog License Fees	2,000.00	2,000.00	2,000.00	2,000.00
1551	Adoption	25,040.00	25,000.00	25,000.00	25,000.00
1551.I	Adoption Internal	3,410.00	2,100.00	3,500.00	3,500.00
1552	Incoming	3,340.00	3,500.00	4,000.00	4,000.00
1553	Public Cremation Fees	2,340.00	2,000.00	3,200.00	3,200.00
1553.CV	Public Cremation Fees CV	1,035.00	1,500.00	1,500.00	1,500.00
1554	Donations	155,187.00	50,000.00	.00	.00

Account	Account Description	2021 Actual Amount	2022 Amended Budget	2023 Department	2023 Budget Officer
<b>Fund A - General Fund</b>					
Department <b>35 - Animal Shelter</b>					
Departmental Income					
Public Pound Charges, Dog Control Fees					
1555	Miscellaneous	1,122.00	.00	.00	.00
1555.I	Miscellaneous Internal	.00	.00	.00	3,750.00
1556	Municipal Contracts	11,268.00	11,500.00	15,500.00	15,500.00
1559	Boarding	4,620.00	4,500.00	3,500.00	3,500.00
1560	Testing	5,500.00	4,000.00	5,500.00	5,500.00
1560.I	Testing Internal	345.00	300.00	200.00	250.00
1561	Bereavment	1,605.00	1,500.00	2,000.00	2,000.00
1562	Vaccination	15,675.00	10,000.00	16,000.00	16,000.00
1562.I	Vaccination Internal	675.00	500.00	800.00	1,000.00
1563	Microchip Revenue	.00	.00	25,000.00	25,000.00
<i>Public Pound Charges, Dog Control Fees Totals</i>		<b>\$233,162.00</b>	<b>\$118,400.00</b>	<b>\$107,700.00</b>	<b>\$111,700.00</b>
<i>Departmental Income Totals</i>		<b>\$250,299.16</b>	<b>\$133,400.00</b>	<b>\$126,700.00</b>	<b>\$130,700.00</b>
Miscellaneous Local Sources/Other					
Unclassified					
2770	Unclassified Revenues	.00	20,000.00	.00	.00
<i>Unclassified Totals</i>		<b>\$0.00</b>	<b>\$20,000.00</b>	<b>\$0.00</b>	<b>\$0.00</b>
<i>Miscellaneous Local Sources/Other Totals</i>		<b>\$0.00</b>	<b>\$20,000.00</b>	<b>\$0.00</b>	<b>\$0.00</b>
State Aid					
St Aid, Other Health					
3410	State Aid - Rabies	2,927.84	7,000.00	7,000.00	7,000.00
<i>St Aid, Other Health Totals</i>		<b>\$2,927.84</b>	<b>\$7,000.00</b>	<b>\$7,000.00</b>	<b>\$7,000.00</b>
<i>State Aid Totals</i>		<b>\$2,927.84</b>	<b>\$7,000.00</b>	<b>\$7,000.00</b>	<b>\$7,000.00</b>
Department <b>35 - Animal Shelter Totals</b>		<b>\$253,227.00</b>	<b>\$160,400.00</b>	<b>\$133,700.00</b>	<b>\$137,700.00</b>
Department <b>36 - Emergency Services</b>					
Non Property Tax Items					
Emergency Telephone System Surcharge					
1140	E911 System Surcharge	299,076.74	303,155.00	303,155.00	303,155.00
1145	Wireless 911	556,286.60	877,941.00	877,941.00	877,941.00
<i>Emergency Telephone System Surcharge Totals</i>		<b>\$855,363.34</b>	<b>\$1,181,096.00</b>	<b>\$1,181,096.00</b>	<b>\$1,181,096.00</b>
<i>Non Property Tax Items Totals</i>		<b>\$855,363.34</b>	<b>\$1,181,096.00</b>	<b>\$1,181,096.00</b>	<b>\$1,181,096.00</b>
State Aid					
St Aid - Other					
3086	State / Legislative Grant	.00	785,000.00	785,000.00	250,000.00



Account	Account Description	2021 Actual Amount	2022 Amended Budget	2023 Department	2023 Budget Officer
<b>Fund A - General Fund</b>					
Department <b>36 - Emergency Services</b>					
State Aid					
St Aid - Other					
	<i>St Aid - Other Totals</i>	\$0.00	\$785,000.00	\$785,000.00	\$250,000.00
<i>St Aid, Other Public Safety</i>					
3306	Homeland Security	549,442.06	3,248,104.66	2,504,899.00	1,078,176.00
3325	Base Station-Lease	123,500.00	129,150.00	130,950.00	130,950.00
	<i>St Aid, Other Public Safety Totals</i>	\$672,942.06	\$3,377,254.66	\$2,635,849.00	\$1,209,126.00
	<i>State Aid Totals</i>	\$672,942.06	\$4,162,254.66	\$3,420,849.00	\$1,459,126.00
<i>Federal Aid</i>					
<i>Federal Aid, Other Health</i>					
4484	Federal Aid - COVID-19 Stimulus	48,005.42	.00	568,087.00	68,087.00
	<i>Federal Aid, Other Health Totals</i>	\$48,005.42	\$0.00	\$568,087.00	\$68,087.00
	<i>Federal Aid Totals</i>	\$48,005.42	\$0.00	\$568,087.00	\$68,087.00
	<b>Department 36 - Emergency Services Totals</b>	\$1,576,310.82	\$5,343,350.66	\$5,170,032.00	\$2,708,309.00
Department <b>40 - Department of Health</b>					
<i>Departmental Income</i>					
<i>Early Interven Fees For Serv</i>					
1292	Medicaid Reimb Pse 3-5	.00	300,000.00	600,000.00	600,000.00
1621	Early Int. Fees For Svc	25,341.25	30,000.00	30,000.00	30,000.00
	<i>Early Interven Fees For Serv Totals</i>	\$25,341.25	\$330,000.00	\$630,000.00	\$630,000.00
<i>Other Departmental Income</i>					
1602	Reimb Early Int Svc Coord	61,558.75	65,000.00	55,894.00	55,894.00
1603.MED	PHS Clinic Medicaid & HMO Medicaid Payments	312.19	100.00	100.00	100.00
1603.PI	PHS Clinic HMO Payments	1,366.21	100.00	1,400.00	1,400.00
1603.PP	PHS Clinic Self-Pay Payments	3,473.00	100.00	2,876.00	2,876.00
	<i>Other Departmental Income Totals</i>	\$66,710.15	\$65,300.00	\$60,270.00	\$60,270.00
	<i>Departmental Income Totals</i>	\$92,051.40	\$395,300.00	\$690,270.00	\$690,270.00
<i>Miscellaneous Local Sources/Other</i>					
<i>Unclassified</i>					
2770	Unclassified Revenues	782.41	24,782.00	.00	.00
	<i>Unclassified Totals</i>	\$782.41	\$24,782.00	\$0.00	\$0.00
	<i>Miscellaneous Local Sources/Other Totals</i>	\$782.41	\$24,782.00	\$0.00	\$0.00

Account	Account Description	2021 Actual Amount	2022 Amended Budget	2023 Department	2023 Budget Officer
Fund	<b>A - General Fund</b>				
	Department <b>40 - Department of Health</b>				
	State Aid				
	St Aid, Education Of Handicapped Child				
3277	Preschool Special Ed St	.00	5,329,788.00	8,756,310.00	8,756,310.00
	St Aid, Education Of Handicapped Child Totals	\$0.00	\$5,329,788.00	\$8,756,310.00	\$8,756,310.00
	St Aid, Other Educ				
3278	SA-Admin Costs Phc	.00	95,025.00	94,200.00	94,200.00
3280	SA-School Dist Admin Cost	.00	297,500.00	377,825.00	377,825.00
	St Aid, Other Educ Totals	\$0.00	\$392,525.00	\$472,025.00	\$472,025.00
	St Aid, Public Health				
3401	Article 6 - State Aid	1,388,613.56	1,033,677.00	3,282,440.00	3,542,975.00
	St Aid, Public Health Totals	\$1,388,613.56	\$1,033,677.00	\$3,282,440.00	\$3,542,975.00
	St Aid Handicapped Children				
3446	Handicapped Child St Aid	.00	650.00	650.00	.00
	St Aid Handicapped Children Totals	\$0.00	\$650.00	\$650.00	\$0.00
	Early Intervention State Aid				
3449	Early Intervention St.Aid	.00	997,353.00	1,048,600.00	1,048,600.00
	Early Intervention State Aid Totals	\$0.00	\$997,353.00	\$1,048,600.00	\$1,048,600.00
	St Aid, Other Health				
3410	State Aid - Rabies	9,770.74	12,000.00	12,000.00	12,000.00
	St Aid, Other Health Totals	\$9,770.74	\$12,000.00	\$12,000.00	\$12,000.00
	St Aid, Mental Health				
3468	Suicide Prevention Center	4,500.00	.00	.00	.00
	St Aid, Mental Health Totals	\$4,500.00	\$0.00	\$0.00	\$0.00
	State Aid Totals	\$1,402,884.30	\$7,765,993.00	\$13,572,025.00	\$13,831,910.00
	Federal Aid				
	Federal Aid, Public Health				
4402	Medical Reserve Corps	.00	75,000.00	.00	.00
4487	Federal Aid Bioterrorism	.00	26,560.00	2,547,822.00	2,330,000.00
4487.PHEP	Federal Aid Bioterrorism PHEP	883,827.63	3,181,097.00	.00	217,822.00
	Federal Aid, Public Health Totals	\$883,827.63	\$3,282,657.00	\$2,547,822.00	\$2,547,822.00
	Federal Aid, Early Intervention				
4451	Early Intervention Fedaid	63,248.00	45,000.00	45,000.00	45,000.00
	Federal Aid, Early Intervention Totals	\$63,248.00	\$45,000.00	\$45,000.00	\$45,000.00
	Federal Aid, Other Health				
4407	Lead Screening Fed Aid	39,817.17	37,661.00	37,661.00	37,661.00

Account	Account Description	2021 Actual Amount	2022 Amended Budget	2023 Department	2023 Budget Officer
<b>Fund A - General Fund</b>					
Department <b>40 - Department of Health</b>					
Federal Aid					
Federal Aid, Other Health					
4411	Immunization Program Feda	230,360.86	113,527.00	113,527.00	113,527.00
4483	Eia/Cshcn	126,722.22	126,526.00	126,526.00	126,526.00
4483.CSHCN	Eia/Cshcn Grant	24,103.29	32,283.00	32,283.00	32,283.00
<i>Federal Aid, Other Health Totals</i>		\$421,003.54	\$309,997.00	\$309,997.00	\$309,997.00
<i>Federal Aid Totals</i>		\$1,368,079.17	\$3,637,654.00	\$2,902,819.00	\$2,902,819.00
Department <b>40 - Department of Health Totals</b>		\$2,863,797.28	\$11,823,729.00	\$17,165,114.00	\$17,424,999.00
Department <b>43 - Mental Health &amp; Addiction</b>					
Departmental Income					
Other General Departmental Income					
1625	HCBS/CORE Fees	.00	.00	1,700.00	1,700.00
<i>Other General Departmental Income Totals</i>		\$0.00	\$0.00	\$1,700.00	\$1,700.00
<i>Other Public Safety Departmental Income</i>					
2616.I	Dwi Reimbursement Internal	27,500.00	20,000.00	30,000.00	30,000.00
<i>Other Public Safety Departmental Income Totals</i>		\$27,500.00	\$20,000.00	\$30,000.00	\$30,000.00
<i>Mental Health Fees</i>					
1620	Mental Health Fees	2,358,792.93	2,326,000.00	2,326,000.00	2,326,000.00
1620.DSRP	Mental Health Fees Incentive Payments	20,937.80	.00	19,860.00	19,860.00
1622	Alcohol Fees	594,114.29	530,000.00	573,000.00	573,000.00
1623	Pros	264,554.60	250,000.00	277,000.00	277,000.00
<i>Mental Health Fees Totals</i>		\$3,238,399.62	\$3,106,000.00	\$3,195,860.00	\$3,195,860.00
<i>Other Departmental Income</i>					
1624	Reimb Sheriff for Evals	.00	20,000.00	40,000.00	20,000.00
<i>Other Departmental Income Totals</i>		\$0.00	\$20,000.00	\$40,000.00	\$20,000.00
<i>Departmental Income Totals</i>		\$3,265,899.62	\$3,146,000.00	\$3,267,560.00	\$3,247,560.00
<i>Miscellaneous Local Sources/Other</i>					
<i>Unclassified</i>					
2727	Opioid Revenue	.00	14,500.00	.00	87,381.00
2770	Unclassified Revenues	.00	(14,500.00)	.00	.00
<i>Unclassified Totals</i>		\$0.00	\$0.00	\$0.00	\$87,381.00
<i>Miscellaneous Local Sources/Other Totals</i>		\$0.00	\$0.00	\$0.00	\$87,381.00

Account	Account Description	2021 Actual Amount	2022 Amended Budget	2023 Department	2023 Budget Officer
Fund	<b>A - General Fund</b>				
	Department: <b>43 - Mental Health &amp; Addiction</b>				
	State Aid				
	St Aid, Special Health Programs				
3478	Agency Cola	.00	.00	19,404.00	19,404.00
3479	County Cola Reimbursement	24,499.65	36,558.00	.00	.00
	St Aid, Special Health Programs Totals	\$24,499.65	\$36,558.00	\$19,404.00	\$19,404.00
	St Aid, Mental Health				
3462	Mh Admin - Alcohol	9,702.00	9,702.00	9,702.00	9,702.00
3463	Alcoholism Services-818	357,968.98	471,986.00	353,490.00	353,490.00
3464	Pros Start Up	44,234.00	44,343.00	38,152.00	38,152.00
3465	Veteran P2P	102,498.86	185,000.00	185,000.00	185,000.00
3468	Suicide Prevention Center	1,200.00	.00	.00	.00
3469	Mh - Reinvestment	756,123.05	835,881.00	868,507.00	868,507.00
3470	Mh-Health Homes	246,094.00	267,842.00	271,316.00	271,316.00
3471	Men Health Outpatient-Mr	25,617.00	23,521.00	23,288.00	23,288.00
3473	Contract Agencies Non 620	5,933.00	.00	11,080.00	11,080.00
3474	Family Support	80,131.50	85,342.00	89,808.00	89,808.00
3475	Innovative Job Rehab	163,292.96	159,240.00	163,096.00	163,096.00
3476	SA Special Employment	74,155.48	95,309.00	97,438.00	97,438.00
3477	SA Oasis Fr Comm Center	.00	.00	59,749.00	59,749.00
3482	Forensics	438,903.00	439,994.00	463,756.00	463,756.00
3483	Alcohol Abuse Program St	542,880.50	684,808.00	693,692.00	693,692.00
3488	Albany Diocese School Board	.00	.00	29,353.00	29,353.00
3489	State Aid - Oasas/RISE	367,050.98	364,992.00	280,119.00	280,119.00
3490	Mental Health S.A.	19,073.00	19,122.00	20,616.00	20,616.00
3491	Mh-Supported Housing	491,735.00	633,773.00	660,724.00	660,724.00
3494	Css	440,948.21	434,117.00	444,580.00	444,580.00
3495	Intensive Case Mgmt Prog	90,630.75	82,677.00	83,752.00	83,752.00
3496	Mental Health Outpatient	3,527.00	3,536.00	3,728.00	3,728.00
3497	Contract Agencies	12,614.00	17,675.00	17,904.00	17,904.00
	St Aid, Mental Health Totals	\$4,274,313.27	\$4,858,860.00	\$4,868,850.00	\$4,868,850.00
	St Aid, Intergovernmental Transfer				
3690	Intergovernmental Trnsfer	167,042.49	.00	157,570.00	157,570.00
	St Aid, Intergovernmental Transfer Totals	\$167,042.49	\$0.00	\$157,570.00	\$157,570.00

Account	Account Description	2021 Actual Amount	2022 Amended Budget	2023 Department	2023 Budget Officer
<b>Fund A - General Fund</b>					
Department <b>43 - Mental Health &amp; Addiction</b>					
<i>State Aid Totals</i>		\$4,465,855.41	\$4,895,418.00	\$5,045,824.00	\$5,045,824.00
<i>Federal Aid</i>					
<i>Federal Aid, Other Health</i>					
4484	Federal Aid - COVID-19 Stimulus	.00	140,992.00	.00	.00
<i>Federal Aid, Other Health Totals</i>		\$0.00	\$140,992.00	\$0.00	\$0.00
<i>Federal Aid, Medicaid Assistance</i>					
4490	Fed Med Sal Share - Omh	215,807.00	287,742.00	220,182.00	220,182.00
4491	Fed Med Sal Share - Oasas	38,084.00	50,788.00	31,086.00	31,086.00
<i>Federal Aid, Medicaid Assistance Totals</i>		\$253,891.00	\$338,530.00	\$251,268.00	\$251,268.00
<i>Federal Aid Totals</i>		\$253,891.00	\$479,522.00	\$251,268.00	\$251,268.00
Department <b>43 - Mental Health &amp; Addiction Totals</b>		\$7,985,646.03	\$8,520,940.00	\$8,564,652.00	\$8,632,033.00
Department <b>50 - Public Works</b>					
<i>Departmental Income</i>					
<i>Other General Departmental Income</i>					
1219	Gas/Oil	5,759.16	6,000.00	8,000.00	8,000.00
1219.I	Gas/Oil Internal	321,483.31	309,000.00	366,850.00	493,105.00
<i>Other General Departmental Income Totals</i>		\$327,242.47	\$315,000.00	\$374,850.00	\$501,105.00
<i>Airport Fees &amp; Rentals</i>					
1770	Airport Fees & Rentals	6,892.19	6,892.00	14,649.00	14,649.00
1770.FBO	Airport Fees & Rentals Fixed Base Operations	68,107.30	66,150.00	66,150.00	66,150.00
1770.NORAM	Airport Fees & Rentals North American Original	19,138.97	18,305.00	19,220.00	19,220.00
<i>Airport Fees &amp; Rentals Totals</i>		\$94,138.46	\$91,347.00	\$100,019.00	\$100,019.00
<i>Departmental Income Totals</i>		\$421,380.93	\$406,347.00	\$474,869.00	\$601,124.00
<i>Use of Money And Property</i>					
<i>Rental Of Real Property</i>					
2413.I	Aging Internal	13,600.00	13,600.00	13,600.00	13,600.00
2415	Facilities Building	109,936.21	138,569.00	138,569.00	138,569.00
2415.PLR	Facilities Building Lease Parking Space	1,300.00	1,300.00	1,300.00	1,300.00
2418	Rent JTPA	8,673.00	8,673.00	8,673.00	8,673.00
2418.I	Rent JTPA Internal	25,000.00	25,000.00	25,000.00	25,000.00
2422	Rent - UPS	520.00	260.00	260.00	260.00
<i>Rental Of Real Property Totals</i>		\$159,029.21	\$187,402.00	\$187,402.00	\$187,402.00
<i>Use of Money And Property Totals</i>		\$159,029.21	\$187,402.00	\$187,402.00	\$187,402.00

Account	Account Description	2021 Actual Amount	2022 Amended Budget	2023 Department	2023 Budget Officer
Fund	<b>A - General Fund</b>				
	Department <b>50 - Public Works</b>				
	Sale of Property And Compensation For Loss				
	Sale Of Real Property				
2660	Sale Of Real Property	2,800,100.00	.00	.00	.00
	Sale Of Real Property Totals	\$2,800,100.00	\$0.00	\$0.00	\$0.00
	Sale of Property And Compensation For Loss Totals	\$2,800,100.00	\$0.00	\$0.00	\$0.00
	Miscellaneous Local Sources/Other				
	Refunds Of Prior Year Expenditures				
2701	Refunds Prior Year Exp	5.00	.00	.00	.00
	Refunds Of Prior Year Expenditures Totals	\$5.00	\$0.00	\$0.00	\$0.00
	Unclassified				
2770	Unclassified Revenues	246.99	.00	.00	.00
	Unclassified Totals	\$246.99	\$0.00	\$0.00	\$0.00
	Miscellaneous Local Sources/Other Totals	\$251.99	\$0.00	\$0.00	\$0.00
	State Aid				
	State Aid Court Facilities				
3090	Court Facilitites -St.Aid	446,464.00	354,861.00	415,165.00	415,165.00
	State Aid Court Facilities Totals	\$446,464.00	\$354,861.00	\$415,165.00	\$415,165.00
	St Aid, Bus And Other Mass Transportation Projects				
3592	State Aid - Airport	4,107.89	1,912,800.00	40,250.00	40,250.00
	St Aid, Bus And Other Mass Transportation Projects Totals	\$4,107.89	\$1,912,800.00	\$40,250.00	\$40,250.00
	State Aid Totals	\$450,571.89	\$2,267,661.00	\$455,415.00	\$455,415.00
	Federal Aid				
	Federal Aid, Airport Capital Projects				
4592	Federal Aid - Airport	5,949,346.11	2,494,776.00	724,500.00	724,500.00
	Federal Aid, Airport Capital Projects Totals	\$5,949,346.11	\$2,494,776.00	\$724,500.00	\$724,500.00
	Federal Aid Totals	\$5,949,346.11	\$2,494,776.00	\$724,500.00	\$724,500.00
	Department <b>50 - Public Works</b> Totals	\$9,780,680.13	\$5,356,186.00	\$1,842,186.00	\$1,968,441.00
	Department <b>60 - Social Services</b>				
	Departmental Income				
	Repay Medical Assistance				
1801	Repayment-Medical Assist	183,745.66	150,000.00	150,000.00	150,000.00
	Repay Medical Assistance Totals	\$183,745.66	\$150,000.00	\$150,000.00	\$150,000.00
	Repayment Of Family Assistance				
1809	Repay-Temp Assist For Nf	195,495.84	240,000.00	204,971.00	204,971.00
	Repayment Of Family Assistance Totals	\$195,495.84	\$240,000.00	\$204,971.00	\$204,971.00
	Medical Incentive Earnings				
1811	Incentive Earnings	352,255.04	225,000.00	225,000.00	255,000.00

Account	Account Description	2021 Actual Amount	2022 Amended Budget	2023 Department	2023 Budget Officer
Fund	<b>A - General Fund</b>				
	Department <b>60 - Social Services</b>				
	Departmental Income				
	Medical Incentive Earnings				
	Medical Incentive Earnings Totals	\$352,255.04	\$225,000.00	\$225,000.00	\$255,000.00
	Repayment Of Child Care				
1819	Repay-Child Care	42,248.85	43,200.00	43,200.00	43,200.00
1820	Repay - Custodial Parent	77,900.20	75,000.00	75,000.00	75,000.00
	Repayment Of Child Care Totals	\$120,149.05	\$118,200.00	\$118,200.00	\$118,200.00
	Repayment Of Juvenile Delinquent Care				
1823	Repay-Juvenile Delinquent	9,006.56	7,000.00	7,000.00	7,000.00
	Repayment Of Juvenile Delinquent Care Totals	\$9,006.56	\$7,000.00	\$7,000.00	\$7,000.00
	Repayment Of Safety Net Assistance				
1840	Repay-Safety Net	190,583.16	210,000.00	180,000.00	180,000.00
	Repayment Of Safety Net Assistance Totals	\$190,583.16	\$210,000.00	\$180,000.00	\$180,000.00
	Departmental Income Totals	\$1,051,235.31	\$950,200.00	\$885,171.00	\$915,171.00
	Intergovernmental Charges				
	Youth Recreation Services, Other Governments				
2343	Schools Com Special Ed	1,650,904.58	1,805,986.00	3,058,144.00	2,682,785.00
	Youth Recreation Services, Other Governments Totals	\$1,650,904.58	\$1,805,986.00	\$3,058,144.00	\$2,682,785.00
	Intergovernmental Charges Totals	\$1,650,904.58	\$1,805,986.00	\$3,058,144.00	\$2,682,785.00
	Miscellaneous Local Sources/Other				
	Unclassified				
2776	Misc Revenue	14.95	325,344.00	.00	.00
	Unclassified Totals	\$14.95	\$325,344.00	\$0.00	\$0.00
	Miscellaneous Local Sources/Other Totals	\$14.95	\$325,344.00	\$0.00	\$0.00
	State Aid				
	St Aid, Special Needs (Overburden Aid)				
3606	Adult Family Type Homes	.00	.00	250.00	.00
	St Aid, Special Needs (Overburden Aid) Totals	\$0.00	\$0.00	\$250.00	\$0.00
	St Aid, Social Services Administration				
3610	Social Services Admin	3,464,090.00	4,134,928.00	4,857,426.00	4,986,826.00
	St Aid, Social Services Administration Totals	\$3,464,090.00	\$4,134,928.00	\$4,857,426.00	\$4,986,826.00
	St Aid, Child Care				
3619	Child Care - State Aid	3,424,307.52	2,253,861.00	2,420,621.00	2,347,346.00
	St Aid, Child Care Totals	\$3,424,307.52	\$2,253,861.00	\$2,420,621.00	\$2,347,346.00

Account	Account Description	2021 Actual Amount	2022 Amended Budget	2023 Department	2023 Budget Officer
<b>Fund A - General Fund</b>					
Department <b>60 - Social Services</b>					
State Aid					
St Aid, Juvenile Delinquent					
3623	Juvenile Delinquent	16,132.74	44,227.00	44,227.00	8,820.00
3623.RTA	Juvenile Delinquent Raise the Age	590,250.90	639,251.00	646,294.00	737,770.00
St Aid, Juvenile Delinquent Totals		\$606,383.64	\$683,478.00	\$690,521.00	\$746,590.00
St Aid, Safety Net					
3640	Safety Net	406,780.00	422,333.00	423,879.00	423,879.00
St Aid, Safety Net Totals		\$406,780.00	\$422,333.00	\$423,879.00	\$423,879.00
St Aid, Emergency Aid For Adults					
3642	Emergency Aid For Adults	1,161.00	7,500.00	8,829.00	5,000.00
St Aid, Emergency Aid For Adults Totals		\$1,161.00	\$7,500.00	\$8,829.00	\$5,000.00
St Aid, Day Care					
3655	Day Care	(15,312.00)	13,500.00	13,500.00	13,500.00
St Aid, Day Care Totals		(\$15,312.00)	\$13,500.00	\$13,500.00	\$13,500.00
St Aid, Other Social Services					
3644	Safe Harbour	57,652.00	43,350.00	.00	.00
3646	Rental Supplemental Program	.00	322,466.00	322,466.00	322,466.00
3670	Services For Recipients	381,671.01	395,907.00	406,332.00	406,332.00
St Aid, Other Social Services Totals		\$439,323.01	\$761,723.00	\$728,798.00	\$728,798.00
State Aid Totals		\$8,326,733.17	\$8,277,323.00	\$9,143,824.00	\$9,251,939.00
Federal Aid					
Federal Aid, Other					
4612	Emergency Rental Assistance Program	183,031.53	142,123.00	.00	.00
4655	Day Care Block Grant Fed	680,978.00	2,000,742.00	3,070,130.00	3,070,130.00
4655.E	Day Care Block Grant Fed Enhanced	606,287.00	.00	.00	.00
4655.WDI	Day Care Block Grant Fed Workforce Development	247,261.00	200,000.00	791,030.00	791,030.00
Federal Aid, Other Totals		\$1,717,557.53	\$2,342,865.00	\$3,861,160.00	\$3,861,160.00
Federal Aid, Medicaid Assistance					
4609	Tempasstforneedyfamilies	1,106,995.00	1,382,000.00	1,262,600.00	1,262,600.00
Federal Aid, Medicaid Assistance Totals		\$1,106,995.00	\$1,382,000.00	\$1,262,600.00	\$1,262,600.00
Federal Aid, Social Services Administration					
4610	Social Services Adm. Feda	3,704,770.00	3,890,068.00	3,925,796.00	3,925,796.00
4619	Child Care - Federal Aid	836,261.00	845,784.00	1,020,579.00	1,020,579.00
Federal Aid, Social Services Administration Totals		\$4,541,031.00	\$4,735,852.00	\$4,946,375.00	\$4,946,375.00
Federal Aid, Food Stamp Program Administration					
4611	Food Stamp Program Admin	1,442,964.00	1,391,513.00	1,559,335.00	1,559,335.00



Account	Account Description	2021 Actual Amount	2022 Amended Budget	2023 Department	2023 Budget Officer
<b>Fund A - General Fund</b>					
Department <b>60 - Social Services</b>					
Federal Aid					
Federal Aid, Food Stamp Program Administration					
Federal Aid, Food Stamp Program Administration Totals					
		\$1,442,964.00	\$1,391,513.00	\$1,559,335.00	\$1,559,335.00
Federal Aid, Flexible Fund For Family Services (Fffs)					
4643	Flexible Funding Family	5,345,852.00	3,476,728.00	3,515,667.00	3,515,667.00
Federal Aid, Flexible Fund For Family Services (Fffs) Totals					
		\$5,345,852.00	\$3,476,728.00	\$3,515,667.00	\$3,515,667.00
Federal Aid, Home Energy Assistance					
4640	Safety Net Federal Aid	31,463.00	36,000.00	12,000.00	12,000.00
4641	Home Energy Assist Progm	1,079,276.54	549,412.00	492,352.00	492,352.00
Federal Aid, Home Energy Assistance Totals					
		\$1,110,739.54	\$585,412.00	\$504,352.00	\$504,352.00
Federal Aid, Other Social Services					
4670	Services For Recipients	1,223,116.00	1,222,247.00	1,078,031.00	1,154,492.00
4736	Ind. Liv Skills Fostchild	49,051.00	54,377.00	38,454.00	38,454.00
Federal Aid, Other Social Services Totals					
		\$1,272,167.00	\$1,276,624.00	\$1,116,485.00	\$1,192,946.00
Federal Aid Totals					
		\$16,537,306.07	\$15,190,994.00	\$16,765,974.00	\$16,842,435.00
Department <b>60 - Social Services</b> Totals					
		\$27,566,194.08	\$26,549,847.00	\$29,853,113.00	\$29,692,330.00
Department <b>65 - Veterans Services</b>					
State Aid					
St Aid, Veterans Service Agencies					
3710	Veterans Service Admin	18,000.00	18,000.00	30,000.00	30,000.00
St Aid, Veterans Service Agencies Totals					
		\$18,000.00	\$18,000.00	\$30,000.00	\$30,000.00
State Aid Totals					
		\$18,000.00	\$18,000.00	\$30,000.00	\$30,000.00
Department <b>65 - Veterans Services</b> Totals					
		\$18,000.00	\$18,000.00	\$30,000.00	\$30,000.00
Department <b>66 - Weights &amp; Measures</b>					
Departmental Income					
Sealer Of Weights And Measures					
1962	Sealer Weights & MZ Fee	5,700.00	19,000.00	19,000.00	25,000.00
Sealer Of Weights And Measures Totals					
		\$5,700.00	\$19,000.00	\$19,000.00	\$25,000.00
Departmental Income Totals					
		\$5,700.00	\$19,000.00	\$19,000.00	\$25,000.00
Department <b>66 - Weights &amp; Measures</b> Totals					
		\$5,700.00	\$19,000.00	\$19,000.00	\$25,000.00
Department <b>68 - Employment &amp; Training</b>					
State Aid					
St Aid, Youth Programs					
3879	Alt. To Incarceration	.00	1,850.00	1,850.00	1,850.00
St Aid, Youth Programs Totals					
		\$0.00	\$1,850.00	\$1,850.00	\$1,850.00
State Aid Totals					
		\$0.00	\$1,850.00	\$1,850.00	\$1,850.00

Account	Account Description	2021 Actual Amount	2022 Amended Budget	2023 Department	2023 Budget Officer
<b>Fund A - General Fund</b>					
Department <b>68 - Employment &amp; Training</b>					
Federal Aid					
Federal Aid, Medicaid Assistance					
4609	Tempasstforneedyfamilies	138,232.00	209,360.00	209,360.00	209,360.00
Federal Aid, Medicaid Assistance Totals		\$138,232.00	\$209,360.00	\$209,360.00	\$209,360.00
Federal Aid Totals		\$138,232.00	\$209,360.00	\$209,360.00	\$209,360.00
Department <b>68 - Employment &amp; Training</b> Totals		\$138,232.00	\$211,210.00	\$211,210.00	\$211,210.00
Department <b>73 - Youth Bureau</b>					
Departmental Income					
Early Interven Fees For Serv					
1292	Medicaid Reimb Pse 3-5	936,158.24	.00	.00	.00
Early Interven Fees For Serv Totals		\$936,158.24	\$0.00	\$0.00	\$0.00
Other Departmental Income					
1660	Vip Fee Revenue	11,525.00	.00	.00	.00
Other Departmental Income Totals		\$11,525.00	\$0.00	\$0.00	\$0.00
Departmental Income Totals		\$947,683.24	\$0.00	\$0.00	\$0.00
State Aid					
St Aid, Education Of Handicapped Child					
3277	Preschool Special Ed St	8,752,154.83	.00	.00	.00
St Aid, Education Of Handicapped Child Totals		\$8,752,154.83	\$0.00	\$0.00	\$0.00
St Aid, Other Educ					
3280	SA-School Dist Admin Cost	519,936.94	.00	.00	.00
St Aid, Other Educ Totals		\$519,936.94	\$0.00	\$0.00	\$0.00
Early Intervention State Aid					
3449	Early Intervention St.Aid	898,826.57	.00	.00	.00
Early Intervention State Aid Totals		\$898,826.57	\$0.00	\$0.00	\$0.00
St Aid, Youth Programs					
3805	S/A Youth Bureau Admin	55,258.93	.00	.00	.00
3810	St Aid Youth Development	287,788.27	.00	.00	.00
3877	Runaway Homeless Youth	53,521.22	.00	.00	.00
St Aid, Youth Programs Totals		\$396,568.42	\$0.00	\$0.00	\$0.00
State Aid Totals		\$10,567,486.76	\$0.00	\$0.00	\$0.00
Federal Aid					
Federal Aid, Early Intervention					
4451	Early Intervention Fedaid	11,283.00	.00	.00	.00
Federal Aid, Early Intervention Totals		\$11,283.00	\$0.00	\$0.00	\$0.00
Federal Aid Totals		\$11,283.00	\$0.00	\$0.00	\$0.00

Account	Account Description	2021 Actual Amount	2022 Amended Budget	2023 Department	2023 Budget Officer
Fund	<b>A - General Fund</b>				
	Department <b>73 - Youth Bureau</b> Totals	\$11,526,453.00	\$0.00	\$0.00	\$0.00
	Department <b>76 - Dept of Aging and Youth Services</b>				
	Departmental Income				
	Public Pound Charges, Dog Control Fees				
1554	Donations	2,155.00	250.00	250.00	1,000.00
	Public Pound Charges, Dog Control Fees Totals	\$2,155.00	\$250.00	\$250.00	\$1,000.00
	Home Nursing Charges				
1616	Medicaid - State LTHHC	13,035.50	25,600.00	8,000.00	8,000.00
	Home Nursing Charges Totals	\$13,035.50	\$25,600.00	\$8,000.00	\$8,000.00
	Other Departmental Income				
1660	Vip Fee Revenue	.00	(1,875.00)	.00	.00
	Other Departmental Income Totals	\$0.00	(\$1,875.00)	\$0.00	\$0.00
	Charges-Programs For The Aging				
1972	Programs For The Aging. Senior Meal Reimb	4,117.00	25,000.00	41,000.00	45,000.00
2085	Department Fees	25.75	1,000.00	750.00	750.00
	Charges-Programs For The Aging Totals	\$4,142.75	\$26,000.00	\$41,750.00	\$45,750.00
	Departmental Income Totals	\$19,333.25	\$49,975.00	\$50,000.00	\$54,750.00
	Intergovernmental Charges				
	Programs For Aging, Other Governments				
2351	Aging - Other Govts	43,186.00	43,186.00	43,186.00	43,186.00
2353	Title III Other Govts	19,198.00	19,198.00	19,198.00	19,198.00
	Programs For Aging, Other Governments Totals	\$62,384.00	\$62,384.00	\$62,384.00	\$62,384.00
	Intergovernmental Charges Totals	\$62,384.00	\$62,384.00	\$62,384.00	\$62,384.00
	Miscellaneous Local Sources/Other				
	Unclassified				
2776	Misc Revenue	.00	16,962.00	.00	.00
	Unclassified Totals	\$0.00	\$16,962.00	\$0.00	\$0.00
	Miscellaneous Local Sources/Other Totals	\$0.00	\$16,962.00	\$0.00	\$0.00
	State Aid				
	St Aid, Programs For Aging				
3772	Program For Aging S.A.	568,275.79	414,153.00	414,153.00	414,153.00
3774	New York Connects	428,228.62	405,855.00	405,855.00	405,855.00
3775	S/A Supply Nutrition Asst	267,267.35	223,431.00	223,431.00	223,431.00
3778	SA Health Ins Counseling	82,770.00	48,599.00	53,808.00	53,808.00
	St Aid, Programs For Aging Totals	\$1,346,541.76	\$1,092,038.00	\$1,097,247.00	\$1,097,247.00
	St Aid-Economic Assistance				
3773	S/A In-Home Services	542,748.88	602,015.00	602,015.00	602,015.00

Account	Account Description	2021 Actual Amount	2022 Amended Budget	2023 Department	2023 Budget Officer
<b>Fund A - General Fund</b>					
Department <b>76 - Dept of Aging and Youth Services</b>					
State Aid					
St Aid-Economic Assistance					
St Aid-Economic Assistance Totals		\$542,748.88	\$602,015.00	\$602,015.00	\$602,015.00
St Aid, Youth Programs					
3780	State Aid Rsvp	6,367.00	6,367.00	6,983.00	6,983.00
3810	St Aid Youth Development	.00	182,718.00	182,718.00	182,718.00
3877	Runaway Homeless Youth	.00	27,795.00	27,795.00	27,795.00
St Aid, Youth Programs Totals		\$6,367.00	\$216,880.00	\$217,496.00	\$217,496.00
State Aid Totals		\$1,895,657.64	\$1,910,933.00	\$1,916,758.00	\$1,916,758.00
Federal Aid					
Federal Aid, Other Health					
4484	Federal Aid - COVID-19 Stimulus	167,960.00	324,834.00	440,241.00	440,241.00
Federal Aid, Other Health Totals		\$167,960.00	\$324,834.00	\$440,241.00	\$440,241.00
Federal Aid, Other Social Services					
4771	Title Iii Off Prog	233,436.41	237,587.00	243,188.00	243,188.00
4774	Nutrition Program	.00	392,246.00	396,834.00	396,834.00
Federal Aid, Other Social Services Totals		\$233,436.41	\$629,833.00	\$640,022.00	\$640,022.00
Federal Aid, Programs For Aging					
4775	Heap	32,281.73	35,000.00	35,000.00	28,111.00
4776	Cash In Lieu	114,274.20	119,720.00	113,810.00	113,810.00
4777	Retired Sr. Vol Program	53,376.00	50,000.00	50,000.00	50,000.00
4778	Fed Aid Iiif Health Sren	4,363.00	10,076.00	5,004.00	5,004.00
Federal Aid, Programs For Aging Totals		\$204,294.93	\$214,796.00	\$203,814.00	\$196,925.00
Federal Aid, Other Economic Assistance & Support					
4474	Family Support Federal	126,008.39	99,152.00	99,971.00	99,971.00
Federal Aid, Other Economic Assistance & Support Totals		\$126,008.39	\$99,152.00	\$99,971.00	\$99,971.00
Federal Aid Totals		\$731,699.73	\$1,268,615.00	\$1,384,048.00	\$1,377,159.00
Department <b>76 - Dept of Aging and Youth Services</b> Totals		\$2,709,074.62	\$3,308,869.00	\$3,413,190.00	\$3,411,051.00
Department <b>80 - Planning and Economic Dev.</b>					
Departmental Income					
Other General Departmental Income					
1289.I	Data Processing Charges Internal	.00	.00	.00	8,829.00
Other General Departmental Income Totals		\$0.00	\$0.00	\$0.00	\$8,829.00

Account	Account Description	2021 Actual Amount	2022 Amended Budget	2023 Department	2023 Budget Officer
Fund	<b>A - General Fund</b>				
	Department <b>80 - Planning and Economic Dev.</b>				
	Departmental Income				
	Other Departmental Income				
2114	Planning Conference Revenue	.00	43,000.00	43,000.00	55,000.00
	Other Departmental Income Totals	\$0.00	\$43,000.00	\$43,000.00	\$55,000.00
	Planning Board Fees				
2117	IDA Fees	22,500.00	22,500.00	58,500.00	92,775.00
	Planning Board Fees Totals	\$22,500.00	\$22,500.00	\$58,500.00	\$92,775.00
	Departmental Income Totals	\$22,500.00	\$65,500.00	\$101,500.00	\$156,604.00
	Sale of Property And Compensation For Loss				
	Sale Of Forest Products				
2652	Sale Of Forest Products	150,136.78	119,923.00	40,000.00	40,000.00
	Sale Of Forest Products Totals	\$150,136.78	\$119,923.00	\$40,000.00	\$40,000.00
	Sale of Property And Compensation For Loss Totals	\$150,136.78	\$119,923.00	\$40,000.00	\$40,000.00
	State Aid				
	St Aid-Other Cul & Rec St Aid				
3889	Snowmobile Trail Aid	.00	.00	63,000.00	63,000.00
	St Aid-Other Cul & Rec St Aid Totals	\$0.00	\$0.00	\$63,000.00	\$63,000.00
	State Aid Totals	\$0.00	\$0.00	\$63,000.00	\$63,000.00
	Department <b>80 - Planning and Economic Dev.</b> Totals	\$172,636.78	\$185,423.00	\$204,500.00	\$259,604.00
	Department <b>90 - Non Departmental</b>				
	Real Property Taxes				
	Real Property Taxes				
1001	Real Property Taxes	65,428,870.02	67,087,564.00	66,300,000.00	69,585,420.00
	Real Property Taxes Totals	\$65,428,870.02	\$67,087,564.00	\$66,300,000.00	\$69,585,420.00
	Real Property Taxes Totals	\$65,428,870.02	\$67,087,564.00	\$66,300,000.00	\$69,585,420.00
	Real Property Tax Items				
	Gain From Sale of Tax Acq Property				
1051	Gain On Sale Of Taxaqqprop	736,744.59	.00	1,000,000.00	750,000.00
	Gain From Sale of Tax Acq Property Totals	\$736,744.59	\$0.00	\$1,000,000.00	\$750,000.00
	Federal Payments in Lieu of Taxes				
1080	Fed Pay Inlieu Tax	4,639.00	5,000.00	4,760.00	4,760.00
	Federal Payments in Lieu of Taxes Totals	\$4,639.00	\$5,000.00	\$4,760.00	\$4,760.00
	Other Pyaments In Lieu of Taxes				
1081	Local Pay Inlieu Tax	1,260,032.57	1,500,000.00	1,000,000.00	1,073,757.00
	Other Pyaments In Lieu of Taxes Totals	\$1,260,032.57	\$1,500,000.00	\$1,000,000.00	\$1,073,757.00
	Interest & Penalties On Real Prop Taxes				
1090	Int & Pen Real Property	2,532,910.52	2,500,000.00	2,500,000.00	2,500,000.00

Account	Account Description	2021 Actual Amount	2022 Amended Budget	2023 Department	2023 Budget Officer
Fund	<b>A - General Fund</b>				
	Department <b>90 - Non Departmental</b>				
	Real Property Tax Items				
	Interest & Penalties On Real Prop Taxes				
	Interest & Penalties On Real Prop Taxes Totals	\$2,532,910.52	\$2,500,000.00	\$2,500,000.00	\$2,500,000.00
	Real Property Tax Items Totals	\$4,534,326.68	\$4,005,000.00	\$4,504,760.00	\$4,328,517.00
	Non Property Tax Items				
	Sales And Use Tax				
1110	Sales & Use Tax	153,793,782.00	141,000,000.00	150,000,000.00	150,000,000.00
	Sales And Use Tax Totals	\$153,793,782.00	\$141,000,000.00	\$150,000,000.00	\$150,000,000.00
	Flat Racing Admissions Tax				
1133	Flat Race Adm Tax	370,951.64	430,000.00	450,000.00	450,000.00
	Flat Racing Admissions Tax Totals	\$370,951.64	\$430,000.00	\$450,000.00	\$450,000.00
	O.T.B. Surtax				
1150	OTB Surtax	313,391.53	100,000.00	70,000.00	70,000.00
	O.T.B. Surtax Totals	\$313,391.53	\$100,000.00	\$70,000.00	\$70,000.00
	Non Property Tax Items Totals	\$154,478,125.17	\$141,530,000.00	\$150,520,000.00	\$150,520,000.00
	Intergovernmental Charges				
	Misc Revenue, Other Govts				
2344	Water Authority Fee Reimbursement	1,855,357.05	855,357.00	.00	.00
	Misc Revenue, Other Govts Totals	\$1,855,357.05	\$855,357.00	\$0.00	\$0.00
	Intergovernmental Charges Totals	\$1,855,357.05	\$855,357.00	\$0.00	\$0.00
	Use of Money And Property				
	Interest And Earnings				
2401	Interest & Earnings	69,488.89	300,000.00	200,000.00	300,000.00
2403.HL	Restricted Interest Animal	78,328.40	83,063.00	80,000.00	80,000.00
	Interest And Earnings Totals	\$147,817.29	\$383,063.00	\$280,000.00	\$380,000.00
	Interest - Restricted				
2403.SR	Restricted Interest Special Reserves	898.99	.00	.00	.00
	Interest - Restricted Totals	\$898.99	\$0.00	\$0.00	\$0.00
	Use of Money And Property Totals	\$148,716.28	\$383,063.00	\$280,000.00	\$380,000.00
	Licenses And Permits				
	Games Of Chance				
2530	License Games Of Chance	15.00	.00	.00	.00
	Games Of Chance Totals	\$15.00	\$0.00	\$0.00	\$0.00
	Licenses And Permits Totals	\$15.00	\$0.00	\$0.00	\$0.00

Account	Account Description	2021 Actual Amount	2022 Amended Budget	2023 Department	2023 Budget Officer
<b>Fund A - General Fund</b>					
Department <b>90 - Non Departmental</b>					
Sale of Property And Compensation For Loss					
Sale Of Equipment					
2666	Sale Of Equipment No Tax	40,294.00	15,000.00	20,000.00	20,000.00
	<i>Sale Of Equipment Totals</i>	\$40,294.00	\$15,000.00	\$20,000.00	\$20,000.00
Other Compensation, Loss					
2691	Restitution	2,323,817.80	2,260,000.00	2,300,000.00	2,300,000.00
	<i>Other Compensation, Loss Totals</i>	\$2,323,817.80	\$2,260,000.00	\$2,300,000.00	\$2,300,000.00
<i>Sale of Property And Compensation For Loss Totals</i>					
		\$2,364,111.80	\$2,275,000.00	\$2,320,000.00	\$2,320,000.00
Miscellaneous Local Sources/Other					
Vlt/Tribal Compact Moneys					
2725	Vlt-Tribal	891,477.70	620,000.00	600,000.00	.00
	<i>Vlt/Tribal Compact Moneys Totals</i>	\$891,477.70	\$620,000.00	\$600,000.00	\$0.00
Unclassified					
2726	Medical Marijuana Dispensing	77,075.88	.00	.00	.00
2770	Unclassified Revenues	.00	9,974,558.00	.00	.00
	<i>Unclassified Totals</i>	\$77,075.88	\$9,974,558.00	\$0.00	\$0.00
	<i>Miscellaneous Local Sources/Other Totals</i>	\$968,553.58	\$10,594,558.00	\$600,000.00	\$0.00
State Aid					
State Aid, Revenue Sharing					
3001	State Revenue Sharing	1,421,832.63	1,400,000.00	1,500,000.00	1,400,000.00
	<i>State Aid, Revenue Sharing Totals</i>	\$1,421,832.63	\$1,400,000.00	\$1,500,000.00	\$1,400,000.00
St Aid - Other					
3014	VLT/Tribal Compact Moneys	.00	.00	.00	700,000.00
3904	State Aid - Septic System Replacement Fund Program	10,000.00	20,700.00	.00	.00
	<i>St Aid - Other Totals</i>	\$10,000.00	\$20,700.00	\$0.00	\$700,000.00
St Aid-Other Cul & Rec St Aid					
3889	Snowmobile Trail Aid	57,792.00	39,750.00	39,750.00	.00
	<i>St Aid-Other Cul &amp; Rec St Aid Totals</i>	\$57,792.00	\$39,750.00	\$39,750.00	\$0.00
	<i>State Aid Totals</i>	\$1,489,624.63	\$1,460,450.00	\$1,539,750.00	\$2,100,000.00
Federal Aid					
Federal Aid, Other					
4089	Federal Aid - Other	15,000,000.00	19,851,630.00	500,000.00	2,100,000.00
	<i>Federal Aid, Other Totals</i>	\$15,000,000.00	\$19,851,630.00	\$500,000.00	\$2,100,000.00
	<i>Federal Aid Totals</i>	\$15,000,000.00	\$19,851,630.00	\$500,000.00	\$2,100,000.00
	Department <b>90 - Non Departmental Totals</b>	\$246,267,700.21	\$248,042,622.00	\$226,564,510.00	\$231,333,937.00

Account	Account Description	2021 Actual Amount	2022 Amended Budget	2023 Department	2023 Budget Officer
Fund <b>A - General Fund</b> Totals		\$325,108,606.35	\$336,703,165.77	\$307,169,702.00	\$311,139,826.00
Fund <b>CD - Special Grant</b>					
Department <b>68 - Employment &amp; Training</b>					
<i>Miscellaneous Local Sources/Other</i>					
<i>Unclassified</i>					
2776	Misc Revenue	.00	145,589.00	.00	.00
<i>Unclassified Totals</i>		\$0.00	\$145,589.00	\$0.00	\$0.00
<i>Miscellaneous Local Sources/Other Totals</i>		\$0.00	\$145,589.00	\$0.00	\$0.00
<i>Federal Aid</i>					
<i>Federal Aid, Job Training Partnership</i>					
4790	Job Training Fed Aid	1,000,773.33	1,065,815.00	1,071,373.00	1,071,373.00
<i>Federal Aid, Job Training Partnership Totals</i>		\$1,000,773.33	\$1,065,815.00	\$1,071,373.00	\$1,071,373.00
<i>Federal Aid, Workforce Investment Act</i>					
4793	Disability Employment Int	2,545.36	.00	.00	.00
<i>Federal Aid, Workforce Investment Act Totals</i>		\$2,545.36	\$0.00	\$0.00	\$0.00
<i>Federal Aid Totals</i>		\$1,003,318.69	\$1,065,815.00	\$1,071,373.00	\$1,071,373.00
Department <b>68 - Employment &amp; Training</b> Totals		\$1,003,318.69	\$1,211,404.00	\$1,071,373.00	\$1,071,373.00
Fund <b>CD - Special Grant</b> Totals		\$1,003,318.69	\$1,211,404.00	\$1,071,373.00	\$1,071,373.00
Fund <b>D - County Road</b>					
Department <b>50 - Public Works</b>					
<i>Departmental Income</i>					
<i>Other General Departmental Income</i>					
2131	Landfill Profit Sharing	1,793,006.86	1,600,000.00	1,800,000.00	1,800,000.00
<i>Other General Departmental Income Totals</i>		\$1,793,006.86	\$1,600,000.00	\$1,800,000.00	\$1,800,000.00
<i>Departmental Income Totals</i>		\$1,793,006.86	\$1,600,000.00	\$1,800,000.00	\$1,800,000.00
<i>Intergovernmental Charges</i>					
<i>Roads &amp; Bridges Charges, Other Governments</i>					
2306	Roads & Bridges Charges	354,358.34	324,500.00	324,500.00	324,500.00
<i>Roads &amp; Bridges Charges, Other Governments Totals</i>		\$354,358.34	\$324,500.00	\$324,500.00	\$324,500.00
<i>Intergovernmental Charges Totals</i>		\$354,358.34	\$324,500.00	\$324,500.00	\$324,500.00
<i>Sale of Property And Compensation For Loss</i>					
<i>Sales Of Refuse For Recycling</i>					
2657	Sale Of Recyclables-Metal	23,827.45	15,000.00	29,000.00	29,000.00
<i>Sales Of Refuse For Recycling Totals</i>		\$23,827.45	\$15,000.00	\$29,000.00	\$29,000.00
<i>Sales, Other</i>					
2655	Sales Other	184.00	150.00	180.00	180.00
<i>Sales, Other Totals</i>		\$184.00	\$150.00	\$180.00	\$180.00



Account	Account Description	2021 Actual Amount	2022 Amended Budget	2023 Department	2023 Budget Officer
Fund	<b>D - County Road</b>				
	Department <b>50 - Public Works</b>				
	Sale of Property And Compensation For Loss				
	Sale Of Real Property				
2660	Sale Of Real Property	1,000.00	.00	.00	.00
	Sale Of Real Property Totals	\$1,000.00	\$0.00	\$0.00	\$0.00
	Insurance Recoveries				
2680	Insurance Recoveries	32,390.24	2,000.00	10,000.00	10,000.00
	Insurance Recoveries Totals	\$32,390.24	\$2,000.00	\$10,000.00	\$10,000.00
	Sale of Property And Compensation For Loss Totals	\$57,401.69	\$17,150.00	\$39,180.00	\$39,180.00
	Miscellaneous Local Sources/Other				
	Refunds Of Prior Year Expenditures				
2701	Refunds Prior Year Exp	(15.66)	.00	.00	.00
	Refunds Of Prior Year Expenditures Totals	(\$15.66)	\$0.00	\$0.00	\$0.00
	Unclassified				
2770	Unclassified Revenues	260.00	.00	.00	.00
	Unclassified Totals	\$260.00	\$0.00	\$0.00	\$0.00
	Miscellaneous Local Sources/Other Totals	\$244.34	\$0.00	\$0.00	\$0.00
	State Aid				
	St Aid, Consolidated Highway Aid				
3501	Consolidated Highway Aid	2,996,867.16	3,597,000.00	5,221,918.00	5,221,918.00
	St Aid, Consolidated Highway Aid Totals	\$2,996,867.16	\$3,597,000.00	\$5,221,918.00	\$5,221,918.00
	St Aid, Multimodal Transportation Program				
3590	State Aid - Transportation	449,947.45	1,918,693.00	358,920.00	358,920.00
	St Aid, Multimodal Transportation Program Totals	\$449,947.45	\$1,918,693.00	\$358,920.00	\$358,920.00
	St Aid, Other Transportation				
3960	Emergency Disaster St Aid	1,407,327.84	.00	.00	.00
	St Aid, Other Transportation Totals	\$1,407,327.84	\$0.00	\$0.00	\$0.00
	State Aid Totals	\$4,854,142.45	\$5,515,693.00	\$5,580,838.00	\$5,580,838.00
	Federal Aid				
	Federal Aid, Other				
4590	Federal Aid - Transportation	1,061,959.63	849,733.00	1,914,240.00	1,914,240.00
	Federal Aid, Other Totals	\$1,061,959.63	\$849,733.00	\$1,914,240.00	\$1,914,240.00
	Federal Aid, Highway Safety				
4502	Fed Aid Highway Safety	(8,156.16)	.00	.00	.00
	Federal Aid, Highway Safety Totals	(\$8,156.16)	\$0.00	\$0.00	\$0.00
	Federal Aid Totals	\$1,053,803.47	\$849,733.00	\$1,914,240.00	\$1,914,240.00

Account	Account Description	2021 Actual Amount	2022 Amended Budget	2023 Department	2023 Budget Officer
Fund	<b>D - County Road</b>				
	Department <b>50 - Public Works</b>				
	Interfund Transfers				
	Interfund Transfers				
5031	Transfer From General Fnd	15,145,976.91	25,590,746.00	21,617,257.00	20,102,489.00
	Interfund Transfers Totals	\$15,145,976.91	\$25,590,746.00	\$21,617,257.00	\$20,102,489.00
	Interfund Transfers Totals	\$15,145,976.91	\$25,590,746.00	\$21,617,257.00	\$20,102,489.00
	Department <b>50 - Public Works</b> Totals	\$23,258,934.06	\$33,897,822.00	\$31,276,015.00	\$29,761,247.00
	Fund <b>D - County Road</b> Totals	\$23,258,934.06	\$33,897,822.00	\$31,276,015.00	\$29,761,247.00
Fund	<b>DM - Road Machinery</b>				
	Department <b>50 - Public Works</b>				
	Use of Money And Property				
	Rental Of Equipment				
2416.I	Rental Of Eqpmnt Othergov Internal	1,343,816.00	2,857,981.00	3,455,147.00	3,455,147.00
	Rental Of Equipment Totals	\$1,343,816.00	\$2,857,981.00	\$3,455,147.00	\$3,455,147.00
	Use of Money And Property Totals	\$1,343,816.00	\$2,857,981.00	\$3,455,147.00	\$3,455,147.00
	Sale of Property And Compensation For Loss				
	Sale Of Equipment				
2665	Sale Of Equipment	.00	125,400.00	130,200.00	.00
2666	Sale Of Equipment No Tax	19,517.00	.00	20,000.00	150,200.00
	Sale Of Equipment Totals	\$19,517.00	\$125,400.00	\$150,200.00	\$150,200.00
	Insurance Recoveries				
2680	Insurance Recoveries	8,104.27	.00	3,000.00	3,000.00
	Insurance Recoveries Totals	\$8,104.27	\$0.00	\$3,000.00	\$3,000.00
	Sale of Property And Compensation For Loss Totals	\$27,621.27	\$125,400.00	\$153,200.00	\$153,200.00
	Miscellaneous Local Sources/Other				
	Unclassified				
2773	Misc Rev-Garage Services	304.18	.00	200.00	200.00
2773.I	Misc Rev-Garage Services Internal	246,013.12	250,000.00	287,612.00	226,650.00
	Unclassified Totals	\$246,317.30	\$250,000.00	\$287,812.00	\$226,850.00
	Miscellaneous Local Sources/Other Totals	\$246,317.30	\$250,000.00	\$287,812.00	\$226,850.00
	Interfund Transfers				
	Interfund Transfers				
5031	Transfer From General Fnd	2,059,143.96	2,631,683.00	4,771,713.00	730,147.00
	Interfund Transfers Totals	\$2,059,143.96	\$2,631,683.00	\$4,771,713.00	\$730,147.00
	Interfund Transfers Totals	\$2,059,143.96	\$2,631,683.00	\$4,771,713.00	\$730,147.00
	Department <b>50 - Public Works</b> Totals	\$3,676,898.53	\$5,865,064.00	\$8,667,872.00	\$4,565,344.00

Account	Account Description	2021 Actual Amount	2022 Amended Budget	2023 Department	2023 Budget Officer
	Fund <b>DM - Road Machinery</b> Totals	\$3,676,898.53	\$5,865,064.00	\$8,667,872.00	\$4,565,344.00
Fund	<b>ES - Sewer Fund</b>				
	Appropriated Fund Balance				
	Appropriated Fund Balance				
0599.B	Appropriated Fund Balance Budgetary	.00	12,555,374.24	.00	.00
	Appropriated Fund Balance Totals	\$0.00	\$12,555,374.24	\$0.00	\$0.00
	Appropriated Fund Balance Totals	\$0.00	\$12,555,374.24	\$0.00	\$0.00
Department	<b>81 - Sewer District</b>				
	Chartes For Services Within Locality				
	Sewer Rents				
2120	User Charges	22,032,174.98	22,518,143.00	24,200,667.00	24,200,667.00
	Sewer Rents Totals	\$22,032,174.98	\$22,518,143.00	\$24,200,667.00	\$24,200,667.00
	Sewer Charges				
2122	Collectors Charges	1,310,399.01	1,303,600.00	1,387,250.00	1,387,250.00
2125	Sewer Exceedences	1,546,341.47	1,375,000.00	1,450,000.00	1,450,000.00
	Sewer Charges Totals	\$2,856,740.48	\$2,678,600.00	\$2,837,250.00	\$2,837,250.00
	Interest & Penalties On Sewer Rents				
2128	Sewer Penalties	46,093.10	4,000.00	4,000.00	4,000.00
	Interest & Penalties On Sewer Rents Totals	\$46,093.10	\$4,000.00	\$4,000.00	\$4,000.00
	Chartes For Services Within Locality Totals	\$24,935,008.56	\$25,200,743.00	\$27,041,917.00	\$27,041,917.00
	Use of Money And Property				
	Interest And Earnings				
2401	Interest & Earnings	33,414.88	.00	.00	.00
	Interest And Earnings Totals	\$33,414.88	\$0.00	\$0.00	\$0.00
	Use of Money And Property Totals	\$33,414.88	\$0.00	\$0.00	\$0.00
	Licenses And Permits				
	Permits, Other				
2778	Inspection Fee	615,430.00	250,000.00	250,000.00	250,000.00
	Permits, Other Totals	\$615,430.00	\$250,000.00	\$250,000.00	\$250,000.00
	Licenses And Permits Totals	\$615,430.00	\$250,000.00	\$250,000.00	\$250,000.00
	Sale of Property And Compensation For Loss				
	Sales, Other				
2656	Review Of Plans	16,651.50	20,000.00	20,000.00	20,000.00
	Sales, Other Totals	\$16,651.50	\$20,000.00	\$20,000.00	\$20,000.00
	Sale Of Equipment				
2665	Sale Of Equipment	180,000.00	.00	.00	.00
2666	Sale Of Equipment No Tax	6,075.00	.00	.00	.00
	Sale Of Equipment Totals	\$186,075.00	\$0.00	\$0.00	\$0.00

Account	Account Description	2021 Actual Amount	2022 Amended Budget	2023 Department	2023 Budget Officer
Fund	<b>ES - Sewer Fund</b>				
	Department <b>81 - Sewer District</b>				
	Sale of Property And Compensation For Loss				
	Insurance Recoveries				
2680	Insurance Recoveries	4,555.42	.00	.00	.00
	Insurance Recoveries Totals	\$4,555.42	\$0.00	\$0.00	\$0.00
	Sale of Property And Compensation For Loss Totals	\$207,281.92	\$20,000.00	\$20,000.00	\$20,000.00
	Miscellaneous Local Sources/Other				
	Sewer Charges				
2771	Septage Dumping Fees	482,953.88	375,000.00	350,000.00	350,000.00
	Sewer Charges Totals	\$482,953.88	\$375,000.00	\$350,000.00	\$350,000.00
	Refunds Of Prior Year Expenditures				
2701	Refunds Prior Year Exp	498,445.95	.00	.00	.00
	Refunds Of Prior Year Expenditures Totals	\$498,445.95	\$0.00	\$0.00	\$0.00
	Unclassified				
2770	Unclassified Revenues	421,212.75	.00	.00	.00
	Unclassified Totals	\$421,212.75	\$0.00	\$0.00	\$0.00
	Miscellaneous Local Sources/Other Totals	\$1,402,612.58	\$375,000.00	\$350,000.00	\$350,000.00
	Federal Aid				
	Federal Aid, Other				
4089	Federal Aid - Other	.00	4,000,000.00	.00	.00
	Federal Aid, Other Totals	\$0.00	\$4,000,000.00	\$0.00	\$0.00
	Federal Aid Totals	\$0.00	\$4,000,000.00	\$0.00	\$0.00
	Department <b>81 - Sewer District</b> Totals	\$27,193,747.94	\$29,845,743.00	\$27,661,917.00	\$27,661,917.00
	Fund <b>ES - Sewer Fund</b> Totals	\$27,193,747.94	\$42,401,117.24	\$27,661,917.00	\$27,661,917.00
Fund	<b>S - Worker's Compensation</b>				
	Department <b>21 - Human Resources</b>				
	Intergovernmental Charges				
	Participants' Assessments				
2222	Participants Assessments	4,691,840.94	4,791,826.00	4,092,471.00	4,092,471.00
	Participants' Assessments Totals	\$4,691,840.94	\$4,791,826.00	\$4,092,471.00	\$4,092,471.00
	Intergovernmental Charges Totals	\$4,691,840.94	\$4,791,826.00	\$4,092,471.00	\$4,092,471.00
	Use of Money And Property				
	Interest And Earnings				
2401	Interest & Earnings	4,335.04	10,000.00	5,000.00	5,000.00
2404	Interest - Cont. Res.	12,889.94	40,000.00	15,000.00	15,000.00
	Interest And Earnings Totals	\$17,224.98	\$50,000.00	\$20,000.00	\$20,000.00
	Use of Money And Property Totals	\$17,224.98	\$50,000.00	\$20,000.00	\$20,000.00

Account	Account Description	2021 Actual Amount	2022 Amended Budget	2023 Department	2023 Budget Officer
Fund	<b>S - Worker's Compensation</b>				
	Department <b>21 - Human Resources</b>				
	<i>Miscellaneous Local Sources/Other</i>				
	<i>Refunds Of Prior Year Expenditures</i>				
2701	Refunds Prior Year Exp	124,841.93	33,000.00	33,000.00	33,000.00
	<i>Refunds Of Prior Year Expenditures Totals</i>	<u>\$124,841.93</u>	<u>\$33,000.00</u>	<u>\$33,000.00</u>	<u>\$33,000.00</u>
	<i>Miscellaneous Local Sources/Other Totals</i>	<u>\$124,841.93</u>	<u>\$33,000.00</u>	<u>\$33,000.00</u>	<u>\$33,000.00</u>
	Department <b>21 - Human Resources</b> Totals	<u>\$4,833,907.85</u>	<u>\$4,874,826.00</u>	<u>\$4,145,471.00</u>	<u>\$4,145,471.00</u>
	Fund <b>S - Worker's Compensation</b> Totals	<u>\$4,833,907.85</u>	<u>\$4,874,826.00</u>	<u>\$4,145,471.00</u>	<u>\$4,145,471.00</u>
	Net Grand Totals	<u>\$385,075,413.42</u>	<u>\$424,953,399.01</u>	<u>\$379,992,350.00</u>	<u>\$378,345,178.00</u>

Account	Account Description	2021 Actual Amount	2022 Amended Budget	2023 Department	2023 Budget Officer
<b>Fund A - General Fund</b>					
Department <b>10 - Board of Supervisors</b>					
Division <b>000 - Dept Operations/Adminstrn</b>					
<i>Personal Services</i>					
6000	Regular Wages	460,549.82	485,722.00	471,825.00	481,262.00
<i>Personal Services Totals</i>		\$460,549.82	\$485,722.00	\$471,825.00	\$481,262.00
<i>Equipment &amp; Capital Outlay</i>					
7033	Personal Computers	1,226.74	4,480.00	3,420.00	1.00
<i>Equipment &amp; Capital Outlay Totals</i>		\$1,226.74	\$4,480.00	\$3,420.00	\$1.00
<i>Contractual Expenses</i>					
7001	Employee Mileage Reimb	11,490.59	19,000.00	19,000.00	15,000.00
8193	Photographer	.00	800.00	.00	.00
8200	Departmental Supplies	5,275.47	7,379.90	3,500.00	3,500.00
8211	Food/Food Supplies	88.00	600.00	600.00	.00
8291	Equipment Rental	36.00	250.00	.00	.00
8511	Association Dues	26,555.00	27,350.00	28,200.00	28,200.00
8512	Conference Fees	4,792.00	9,000.00	9,000.00	9,000.00
8512.ML	Conference Fees Meals & Lodging	6,651.05	7,000.00	7,000.00	7,000.00
8512.T	Conference Fees Travel	1,811.10	11,000.00	11,000.00	4,500.00
8513	Meeting Expenses	.00	2,500.00	6,000.00	3,000.00
8520	Software	.00	3,420.00	1,640.00	4.00
8533	Telephone	107.38	375.00	375.00	375.00
8550	Office Supplies	66.42	.00	.00	.00
8550.I	Office Supplies Internal	413.92	50.00	100.00	100.00
8560	Printing	812.48	812.48	.00	.00
8560.I	Printing Internal	12.19	100.00	100.00	100.00
8611.I	Vehicle Fuel Internal	144.72	.00	1,200.00	.00
<i>Contractual Expenses Totals</i>		\$58,256.32	\$89,637.38	\$87,715.00	\$70,779.00
<i>Fringe Benefits</i>					
6910	Retirement	48,240.11	37,694.00	47,188.00	37,944.00
6930	Social Security	34,036.21	37,036.00	32,691.00	36,817.00
6940	Workers Compensation	14,414.77	14,766.00	11,395.00	11,395.00
6950	Disability Insurance	1,623.22	1,740.00	1,617.00	1,617.00
6960	Health Insurance	189,257.78	52,315.00	222,707.00	176,326.00
6960.M	Health Insurance Part B	31,619.20	29,615.00	29,498.00	29,498.00

Account	Account Description	2021 Actual Amount	2022 Amended Budget	2023 Department	2023 Budget Officer
<b>Fund A - General Fund</b>					
Department <b>10 - Board of Supervisors</b>					
Division <b>000 - Dept Operations/Adminstrn</b>					
<i>Fringe Benefits</i>					
6960.R	Health Insurance Retirees	105,512.34	95,499.00	95,024.00	95,024.00
6968	In Lieu Of Health Ins	22,650.00	15,498.00	21,600.00	21,600.00
<i>Fringe Benefits Totals</i>		<b>\$447,353.63</b>	<b>\$284,163.00</b>	<b>\$461,720.00</b>	<b>\$410,221.00</b>
Division <b>000 - Dept Operations/Adminstrn Totals</b>		<b>\$967,386.51</b>	<b>\$864,002.38</b>	<b>\$1,024,680.00</b>	<b>\$962,263.00</b>
Department <b>10 - Board of Supervisors Totals</b>		<b>\$967,386.51</b>	<b>\$864,002.38</b>	<b>\$1,024,680.00</b>	<b>\$962,263.00</b>
Department <b>11 - Clerk of the Board</b>					
Division <b>000 - Dept Operations/Adminstrn</b>					
<i>Personal Services</i>					
6000	Regular Wages	161,484.16	147,201.00	181,824.61	181,825.00
6890	General Salary Provision	.00	12,392.00	.00	.00
<i>Personal Services Totals</i>		<b>\$161,484.16</b>	<b>\$159,593.00</b>	<b>\$181,824.61</b>	<b>\$181,825.00</b>
<i>Equipment &amp; Capital Outlay</i>					
7033	Personal Computers	423.28	.00	.00	.00
<i>Equipment &amp; Capital Outlay Totals</i>		<b>\$423.28</b>	<b>\$0.00</b>	<b>\$0.00</b>	<b>\$0.00</b>
<i>Contractual Expenses</i>					
7001	Employee Mileage Reimb	102.14	200.00	400.00	400.00
8116	Legal Advertising	2,093.93	3,000.00	3,000.00	3,000.00
8160	Data Processing Fees	7,118.51	5,000.00	5,000.00	2,500.00
8200	Departmental Supplies	2,546.58	500.00	500.00	300.00
8291	Equipment Rental	41.44	100.00	150.00	150.00
8511	Association Dues	100.00	100.00	100.00	100.00
8512	Conference Fees	100.00	836.09	850.00	850.00
8512.ML	Conference Fees Meals & Lodging	800.00	985.00	1,200.00	1,200.00
8512.T	Conference Fees Travel	8.43	61.00	.00	.00
8514	Publications	633.43	400.00	775.00	775.00
8516	Employee Testing/Crtfctn	75.00	75.00	75.00	75.00
8520	Software	1,093.72	267.91	25,825.00	100.00
8531.I	Postage Internal	314.45	500.00	300.00	300.00
8540	Minor Office Furn & Equip	.00	.00	4,500.00	4,500.00
8543	Office Equipment Rental	1,040.89	1,200.00	1,200.00	1,200.00
8550.I	Office Supplies Internal	1,763.07	1,500.00	1,500.00	1,500.00
8560	Printing	812.48	900.00	900.00	900.00

Account	Account Description	2021 Actual Amount	2022 Amended Budget	2023 Department	2023 Budget Officer
<b>Fund A - General Fund</b>					
Department <b>11 - Clerk of the Board</b>					
Division <b>000 - Dept Operations/Adminstrn</b>					
<i>Contractual Expenses</i>					
8560.I	Printing Internal	606.20	600.00	600.00	600.00
<i>Contractual Expenses Totals</i>		\$19,250.27	\$16,225.00	\$46,875.00	\$18,450.00
<i>Fringe Benefits</i>					
6910	Retirement	26,858.67	26,630.00	30,913.51	24,857.00
6930	Social Security	11,975.89	11,261.00	13,909.94	13,910.00
6940	Workers Compensation	4,906.29	5,026.00	4,341.00	4,341.00
6950	Disability Insurance	140.64	141.00	141.00	141.00
6960	Health Insurance	34,770.00	18,899.00	24,228.00	19,182.00
6960.M	Health Insurance Part B	5,784.00	4,763.00	5,900.00	5,900.00
6960.R	Health Insurance Retirees	33,847.29	23,661.00	43,261.00	43,261.00
6968	In Lieu Of Health Ins	900.00	1,800.00	1,950.00	1,800.00
<i>Fringe Benefits Totals</i>		\$119,182.78	\$92,181.00	\$124,644.45	\$113,392.00
Division <b>000 - Dept Operations/Adminstrn Totals</b>		\$300,340.49	\$267,999.00	\$353,344.06	\$313,667.00
Division <b>111 - County Historian</b>					
<i>Personal Services</i>					
6000	Regular Wages	53,924.40	.00	.00	.00
<i>Personal Services Totals</i>		\$53,924.40	\$0.00	\$0.00	\$0.00
<i>Contractual Expenses</i>					
7001	Employee Mileage Reimb	385.28	.00	.00	.00
8160	Data Processing Fees	318.86	.00	.00	.00
8200	Departmental Supplies	1,547.22	.00	.00	.00
8511	Association Dues	50.00	.00	.00	.00
8512	Conference Fees	190.00	.00	.00	.00
8512.ML	Conference Fees Meals & Lodging	574.50	.00	.00	.00
8512.T	Conference Fees Travel	8.44	.00	.00	.00
8514	Publications	300.50	.00	.00	.00
8531.I	Postage Internal	85.11	.00	.00	.00
8540	Minor Office Furn & Equip	2,914.00	.00	.00	.00
8543	Office Equipment Rental	347.40	.00	.00	.00
8550.I	Office Supplies Internal	322.79	.00	.00	.00
8560	Printing	238.15	.00	.00	.00
8560.I	Printing Internal	5.15	.00	.00	.00



Account	Account Description	2021 Actual Amount	2022 Amended Budget	2023 Department	2023 Budget Officer
<b>Fund A - General Fund</b>					
Department <b>11 - Clerk of the Board</b>					
Division <b>111 - County Historian</b>					
<i>Contractual Expenses</i>					
<i>Contractual Expenses Totals</i>		\$7,287.40	\$0.00	\$0.00	\$0.00
<i>Fringe Benefits</i>					
6910	Retirement	9,061.60	.00	.00	.00
6930	Social Security	3,571.00	.00	.00	.00
6940	Workers Compensation	1,107.13	.00	.00	.00
6950	Disability Insurance	70.32	.00	.00	.00
6960	Health Insurance	16,708.45	.00	.00	.00
<i>Fringe Benefits Totals</i>		\$30,518.50	\$0.00	\$0.00	\$0.00
Division <b>111 - County Historian Totals</b>		\$91,730.30	\$0.00	\$0.00	\$0.00
Division <b>112 - County Promotions</b>					
<i>Contractual Expenses</i>					
8200	Departmental Supplies	940.28	1,200.00	1,200.00	1,200.00
8211	Food/Food Supplies	.00	250.00	250.00	250.00
8430	Printing - Special Jobs	.00	.00	150.00	150.00
8560	Printing	.00	150.00	.00	.00
<i>Contractual Expenses Totals</i>		\$940.28	\$1,600.00	\$1,600.00	\$1,600.00
Division <b>112 - County Promotions Totals</b>		\$940.28	\$1,600.00	\$1,600.00	\$1,600.00
Department <b>11 - Clerk of the Board Totals</b>		\$393,011.07	\$269,599.00	\$354,944.06	\$315,267.00
Department <b>14 - County Administrator</b>					
Division <b>000 - Dept Operations/Adminstrn</b>					
<i>Personal Services</i>					
6000	Regular Wages	524,592.38	438,133.09	666,732.78	666,733.00
6810	Overtime	7,557.50	.00	.00	.00
6890	General Salary Provision	.00	193,283.00	.00	88,266.00
<i>Personal Services Totals</i>		\$532,149.88	\$631,416.09	\$666,732.78	\$754,999.00
<i>Equipment &amp; Capital Outlay</i>					
7010	Furniture & Furnishings	12,374.07	4,006.57	.00	1,850.00
7032	Pc Networks	.00	110,514.00	.00	.00
7033	Personal Computers	1,571.58	.00	.00	1,205.00
7041	Cars & Light Trucks	.00	60,279.80	.00	.00
7053	Medical Equipment	1,615.68	.00	.00	.00
7080	Other Equipment	.00	2,500.00	500.00	500.00

Account	Account Description	2021 Actual Amount	2022 Amended Budget	2023 Department	2023 Budget Officer
<b>Fund A - General Fund</b>					
Department <b>14 - County Administrator</b>					
Division <b>000 - Dept Operations/Adminstrn</b>					
<i>Equipment &amp; Capital Outlay</i>					
<i>Equipment &amp; Capital Outlay Totals</i>		\$15,561.33	\$177,300.37	\$500.00	\$3,555.00
<i>Contractual Expenses</i>					
7001	Employee Mileage Reimb	.00	500.00	.00	500.00
7002	Transportation Reimbrsmnt	.00	.00	500.00	.00
8141	Accounting & Fin Srv	86,490.00	83,250.00	81,200.00	81,200.00
8190	Other Professional Srv	45,000.00	175,000.00	111,340.00	163,714.00
8200	Departmental Supplies	4,157.38	3,000.00	102,000.00	102,000.00
8221	Building Materials	10,340.58	2,000.00	.00	.00
8294	Equipment Repairs	9,185.00	9,185.00	.00	.00
8511	Association Dues	400.00	400.00	300.00	300.00
8512	Conference Fees	1,501.50	1,500.00	4,000.00	4,000.00
8512.ML	Conference Fees Meals & Lodging	909.00	1,000.00	1,200.00	1,200.00
8512.T	Conference Fees Travel	.00	3,000.00	2,000.00	2,000.00
8513	Meeting Expenses	47.56	1,000.00	25,000.00	25,000.00
8514	Publications	2,553.00	15,000.00	500.00	500.00
8520	Software	73,434.58	100,414.00	150.00	560.00
8531	Postage	.00	50.00	50.00	50.00
8531.I	Postage Internal	39.91	110.00	.00	.00
8533	Telephone	292.75	300.00	300.00	300.00
8540	Minor Office Furn & Equip	1,472.14	.00	2,000.00	2,000.00
8550.I	Office Supplies Internal	3,260.18	2,000.00	1,800.00	1,800.00
8560	Printing	198.00	500.00	500.00	500.00
8560.I	Printing Internal	139.67	250.00	250.00	250.00
8611	Vehicle Fuel	.00	3,580.00	.00	.00
8619	Miscellaneous Vehicle Exp	25.62	.00	.00	.00
<i>Contractual Expenses Totals</i>		\$239,446.87	\$402,039.00	\$333,090.00	\$385,874.00
<i>Fringe Benefits</i>					
6910	Retirement	71,239.49	57,651.99	87,800.75	70,602.00
6930	Social Security	38,985.00	32,464.25	49,770.86	49,771.00
6940	Workers Compensation	12,665.04	12,975.00	15,881.00	15,881.00

Account	Account Description	2021 Actual Amount	2022 Amended Budget	2023 Department	2023 Budget Officer
<b>Fund A - General Fund</b>					
Department <b>14 - County Administrator</b>					
Division <b>000 - Dept Operations/Adminstrn</b>					
<i>Fringe Benefits</i>					
6950	Disability Insurance	336.95	281.68	422.00	422.00
6960	Health Insurance	78,650.37	49,970.60	105,163.00	83,262.00
6960.M	Health Insurance Part B	4,627.20	4,372.00	4,720.00	4,720.00
6960.R	Health Insurance Retirees	55,921.77	32,897.00	58,212.00	58,212.00
<i>Fringe Benefits Totals</i>		<u>\$262,425.82</u>	<u>\$190,612.52</u>	<u>\$321,969.61</u>	<u>\$282,870.00</u>
Division <b>000 - Dept Operations/Adminstrn Totals</b>		<u>\$1,049,583.90</u>	<u>\$1,401,367.98</u>	<u>\$1,322,292.39</u>	<u>\$1,427,298.00</u>
Division <b>114 - Economic Development</b>					
<i>Contractual Expenses</i>					
7111	I Love Ny Contract	375,000.00	325,000.00	325,000.00	300,000.00
7112	250th Revolution Anniversary	.00	200,000.00	100,000.00	50,000.00
7821	Fish Stocking	23,847.50	.00	.00	.00
8170	Coordination/Mgt Services	.00	10,000.00	10,000.00	10,000.00
8190	Other Professional Srv	45,375.00	60,000.00	60,000.00	60,000.00
8710	Saratoga County Prosperity Partnership	337,500.00	100,000.00	487,500.00	.00
8713	Saratoga Economic Dev Crp	75,000.00	294,189.01	200,000.00	200,000.00
8763	Municipal Planning Grant Program-Economic Development	79,800.00	424,800.00	.00	.00
<i>Contractual Expenses Totals</i>		<u>\$936,522.50</u>	<u>\$1,413,989.01</u>	<u>\$1,182,500.00</u>	<u>\$620,000.00</u>
Division <b>114 - Economic Development Totals</b>		<u>\$936,522.50</u>	<u>\$1,413,989.01</u>	<u>\$1,182,500.00</u>	<u>\$620,000.00</u>
Division <b>141 - Unified Courts</b>					
<i>Contractual Expenses</i>					
8192	Translator	170.00	1,500.00	.00	200.00
8491	New York State Charges	7,530.00	7,000.00	.00	.00
8621	Rent Of Space	48,102.63	45,600.00	45,600.00	45,600.00
<i>Contractual Expenses Totals</i>		<u>\$55,802.63</u>	<u>\$54,100.00</u>	<u>\$45,600.00</u>	<u>\$45,800.00</u>
Division <b>141 - Unified Courts Totals</b>		<u>\$55,802.63</u>	<u>\$54,100.00</u>	<u>\$45,600.00</u>	<u>\$45,800.00</u>
Division <b>991 - Unallocated Insurance</b>					
<i>Contractual Expenses</i>					
8630	Commercial Package Prem	714,346.00	783,814.61	845,459.00	845,459.00
8637	Prof & Special Liability	142,785.00	150,694.00	167,816.00	167,816.00
8638	Excess Liability Ins	101,478.00	103,520.00	106,714.00	106,714.00
8639	Misc Insurance Premiums	88,606.00	.00	.00	.00
8646	Insurance Loss Fund	.00	110,000.00	74,400.00	96,660.00

Account	Account Description	2021 Actual Amount	2022 Amended Budget	2023 Department	2023 Budget Officer
<b>Fund A - General Fund</b>					
Department <b>14 - County Administrator</b>					
Division <b>991 - Unallocated Insurance</b>					
<i>Contractual Expenses</i>					
<i>Contractual Expenses Totals</i>		\$1,047,215.00	\$1,148,028.61	\$1,194,389.00	\$1,216,649.00
Division <b>991 - Unallocated Insurance Totals</b>		\$1,047,215.00	\$1,148,028.61	\$1,194,389.00	\$1,216,649.00
Division <b>999 - Contingency</b>					
<i>Contractual Expenses</i>					
9000	Unallocated Amount	.00	234,520.58	600,000.00	600,000.00
<i>Contractual Expenses Totals</i>		\$0.00	\$234,520.58	\$600,000.00	\$600,000.00
Division <b>999 - Contingency Totals</b>		\$0.00	\$234,520.58	\$600,000.00	\$600,000.00
Department <b>14 - County Administrator Totals</b>		\$3,089,124.03	\$4,252,006.18	\$4,344,781.39	\$3,909,747.00
Department <b>15 - County Auditor</b>					
Division <b>000 - Dept Operations/Adminstrn</b>					
<i>Personal Services</i>					
6000	Regular Wages	297,921.94	305,754.00	328,713.84	328,714.00
<i>Personal Services Totals</i>		\$297,921.94	\$305,754.00	\$328,713.84	\$328,714.00
<i>Equipment &amp; Capital Outlay</i>					
7010	Furniture & Furnishings	.00	2,500.00	.00	.00
7020	Office Equipment	.00	.00	300.00	.00
7033	Personal Computers	.00	855.00	1,205.00	1.00
<i>Equipment &amp; Capital Outlay Totals</i>		\$0.00	\$3,355.00	\$1,505.00	\$1.00
<i>Contractual Expenses</i>					
7008	Employee Tuition Reimb	5,783.20	2,700.00	3,000.00	3,000.00
8512	Conference Fees	.00	300.00	.00	.00
8520	Software	.00	1,640.00	1,640.00	4.00
8540	Minor Office Furn & Equip	308.50	805.00	2,806.00	3.00
8550.I	Office Supplies Internal	192.02	445.00	400.00	400.00
<i>Contractual Expenses Totals</i>		\$6,283.72	\$5,890.00	\$7,846.00	\$3,407.00
<i>Fringe Benefits</i>					
6910	Retirement	45,792.43	48,723.00	52,953.05	42,580.00
6930	Social Security	20,532.03	23,391.00	25,147.62	25,148.00
6940	Workers Compensation	9,564.01	9,798.00	7,904.00	7,904.00
6950	Disability Insurance	398.48	422.00	422.00	422.00
6960	Health Insurance	87,593.48	75,266.00	103,228.00	81,730.00
6960.M	Health Insurance Part B	2,313.60	2,186.00	2,314.00	2,314.00

Account	Account Description	2021 Actual Amount	2022 Amended Budget	2023 Department	2023 Budget Officer
<b>Fund A - General Fund</b>					
Department <b>15 - County Auditor</b>					
Division <b>000 - Dept Operations/Adminstrn</b>					
<i>Fringe Benefits</i>					
6960.R	Health Insurance Retirees	8,390.64	7,733.00	8,391.00	8,391.00
6968	In Lieu Of Health Ins	.00	.00	.00	1,800.00
<i>Fringe Benefits Totals</i>		<u>\$174,584.67</u>	<u>\$167,519.00</u>	<u>\$200,359.67</u>	<u>\$170,289.00</u>
Division <b>000 - Dept Operations/Adminstrn Totals</b>		<u>\$478,790.33</u>	<u>\$482,518.00</u>	<u>\$538,424.51</u>	<u>\$502,411.00</u>
Department <b>15 - County Auditor Totals</b>		<u>\$478,790.33</u>	<u>\$482,518.00</u>	<u>\$538,424.51</u>	<u>\$502,411.00</u>
Department <b>16 - County Treasurer</b>					
Division <b>000 - Dept Operations/Adminstrn</b>					
<i>Personal Services</i>					
6000	Regular Wages	769,279.64	534,377.00	590,439.60	590,440.00
6810	Overtime	84.34	.00	.00	.00
6890	General Salary Provision	.00	120,145.00	.00	6,109.00
<i>Personal Services Totals</i>		<u>\$769,363.98</u>	<u>\$654,522.00</u>	<u>\$590,439.60</u>	<u>\$596,549.00</u>
<i>Equipment &amp; Capital Outlay</i>					
7010	Furniture & Furnishings	3,449.52	4,625.00	.00	.00
7033	Personal Computers	694.76	5,322.00	.00	1.00
<i>Equipment &amp; Capital Outlay Totals</i>		<u>\$4,144.28</u>	<u>\$9,947.00</u>	<u>\$0.00</u>	<u>\$1.00</u>
<i>Contractual Expenses</i>					
7001	Employee Mileage Reimb	1,500.80	2,500.00	1,700.00	1,600.00
7002	Transportation Reimbrsmnt	26.12	542.00	542.00	.00
7008	Employee Tuition Reimb	2,304.00	4,300.00	.00	.00
8143	Bank Fees	50,970.88	42,000.00	45,000.00	60,000.00
8160	Data Processing Fees	143,517.97	113,000.00	117,000.00	122,000.00
8190	Other Professional Srv	.00	400.00	400.00	75,000.00
8200	Departmental Supplies	339.49	2,500.00	2,500.00	2,500.00
8221	Building Materials	1,446.62	1,500.00	.00	.00
8410	Advertising	7,776.80	.00	.00	.00
8511	Association Dues	280.00	485.00	485.00	485.00
8512	Conference Fees	350.00	2,300.00	2,300.00	1,510.00
8512.ML	Conference Fees Meals & Lodging	585.00	1,900.00	1,900.00	1,200.00
8512.T	Conference Fees Travel	.00	50.00	50.00	.00
8513	Meeting Expenses	.00	150.00	30,000.00	15,000.00
8514	Publications	30.00	30.00	.00	.00

Account	Account Description	2021 Actual Amount	2022 Amended Budget	2023 Department	2023 Budget Officer
<b>Fund A - General Fund</b>					
Department <b>16 - County Treasurer</b>					
Division <b>000 - Dept Operations/Adminstrn</b>					
<i>Contractual Expenses</i>					
8516	Employee Testing/Crtfctn	115.00	400.00	400.00	200.00
8520	Software	710.38	6,530.00	5,800.00	3.00
8531.I	Postage Internal	12,034.23	12,500.00	2,000.00	12,000.00
8540	Minor Office Furn & Equip	958.28	1,050.00	1,400.00	4.00
8541	Office Equipment Maintnce	109.50	110.00	110.00	110.00
8543	Office Equipment Rental	873.08	1,200.00	1,400.00	800.00
8550	Office Supplies	.00	.00	4,000.00	.00
8550.I	Office Supplies Internal	3,976.23	3,750.00	.00	4,000.00
8560	Printing	.00	.00	1,000.00	.00
8560.I	Printing Internal	1,091.21	1,750.00	.00	1,000.00
<i>Contractual Expenses Totals</i>		\$228,995.59	\$198,947.00	\$217,987.00	\$297,412.00
<i>Fringe Benefits</i>					
6910	Retirement	91,968.18	64,203.03	56,334.39	45,299.00
6910.VDC	Retirement Retirement Defined Contribution	9,492.88	9,515.00	9,900.00	9,900.00
6930	Social Security	55,540.81	42,814.72	45,169.27	45,170.00
6940	Workers Compensation	21,974.30	24,082.00	14,312.00	14,312.00
6950	Disability Insurance	966.90	633.08	633.00	633.00
6960	Health Insurance	151,107.39	120,875.52	109,240.00	86,490.00
6960.M	Health Insurance Part B	17,641.20	17,969.00	20,059.00	20,059.00
6960.R	Health Insurance Retirees	111,453.06	94,537.00	107,096.00	107,096.00
6968	In Lieu Of Health Ins	4,350.00	(1,800.00)	1,950.00	1,800.00
<i>Fringe Benefits Totals</i>		\$464,494.72	\$372,829.35	\$364,693.66	\$330,759.00
Division <b>000 - Dept Operations/Adminstrn Totals</b>		\$1,466,998.57	\$1,236,245.35	\$1,173,120.26	\$1,224,721.00
Division <b>159 - Payroll Processing</b>					
<i>Personal Services</i>					
6000	Regular Wages	.00	117,726.66	113,384.56	113,385.00
6890	General Salary Provision	.00	.00	.00	79,320.00
<i>Personal Services Totals</i>		\$0.00	\$117,726.66	\$113,384.56	\$192,705.00
<i>Equipment &amp; Capital Outlay</i>					
7010	Furniture & Furnishings	.00	.00	.00	1,850.00
7033	Personal Computers	.00	.00	.00	1,205.00
<i>Equipment &amp; Capital Outlay Totals</i>		\$0.00	\$0.00	\$0.00	\$3,055.00

Account	Account Description	2021 Actual Amount	2022 Amended Budget	2023 Department	2023 Budget Officer
<b>Fund A - General Fund</b>					
Department <b>16 - County Treasurer</b>					
Division <b>159 - Payroll Processing</b>					
<i>Contractual Expenses</i>					
8520	Software	.00	.00	.00	410.00
<i>Contractual Expenses Totals</i>		\$0.00	\$0.00	\$0.00	\$410.00
<i>Fringe Benefits</i>					
6910	Retirement	.00	21,297.86	17,249.54	13,871.00
6930	Social Security	.00	9,006.08	8,674.17	8,675.00
6940	Workers Compensation	.00	.00	2,732.00	2,732.00
6950	Disability Insurance	.00	140.64	135.00	135.00
6960	Health Insurance	.00	35,241.96	37,229.00	29,476.00
<i>Fringe Benefits Totals</i>		\$0.00	\$65,686.54	\$66,019.71	\$54,889.00
Division <b>159 - Payroll Processing Totals</b>		\$0.00	\$183,413.20	\$179,404.27	\$251,059.00
Division <b>160 - Grant Administration</b>					
<i>Personal Services</i>					
6000	Regular Wages	.00	.00	59,195.00	59,195.00
<i>Personal Services Totals</i>		\$0.00	\$0.00	\$59,195.00	\$59,195.00
<i>Fringe Benefits</i>					
6910	Retirement	.00	.00	5,892.00	4,738.00
6930	Social Security	.00	.00	4,529.00	4,529.00
6940	Workers Compensation	.00	.00	1,430.00	1,430.00
6950	Disability Insurance	.00	.00	71.00	71.00
6960	Health Insurance	.00	.00	19,228.00	15,224.00
<i>Fringe Benefits Totals</i>		\$0.00	\$0.00	\$31,150.00	\$25,992.00
Division <b>160 - Grant Administration Totals</b>		\$0.00	\$0.00	\$90,345.00	\$85,187.00
Division <b>161 - Finance and Accounting</b>					
<i>Personal Services</i>					
6000	Regular Wages	.00	110,238.57	104,058.55	104,059.00
<i>Personal Services Totals</i>		\$0.00	\$110,238.57	\$104,058.55	\$104,059.00
<i>Fringe Benefits</i>					
6910	Retirement	.00	16,516.87	15,781.06	12,690.00
6930	Social Security	.00	8,433.25	7,961.15	7,962.00
6940	Workers Compensation	.00	.00	2,541.00	2,541.00
6950	Disability Insurance	.00	140.64	141.00	141.00
6960	Health Insurance	.00	589.20	19,818.00	15,691.00
6968	In Lieu Of Health Ins	.00	3,600.00	1,950.00	1,800.00

Account	Account Description	2021 Actual Amount	2022 Amended Budget	2023 Department	2023 Budget Officer
<b>Fund A - General Fund</b>					
Department <b>16 - County Treasurer</b>					
Division <b>161 - Finance and Accounting</b>					
<i>Fringe Benefits</i>					
<i>Fringe Benefits Totals</i>		\$0.00	\$29,279.96	\$48,192.21	\$40,825.00
Division <b>161 - Finance and Accounting Totals</b>		\$0.00	\$139,518.53	\$152,250.76	\$144,884.00
Division <b>162 - Tax Collection &amp; Enforce</b>					
<i>Personal Services</i>					
6000	Regular Wages	.00	149,613.68	152,184.45	152,185.00
<i>Personal Services Totals</i>		\$0.00	\$149,613.68	\$152,184.45	\$152,185.00
<i>Contractual Expenses</i>					
7001	Employee Mileage Reimb	.00	282.00	250.00	.00
8410	Advertising	.00	39,000.00	40,000.00	20,000.00
8440.I	Special Mailings Internal	.00	14,000.00	19,000.00	10,000.00
8531.I	Postage Internal	.00	250.00	2,500.00	2,500.00
8560	Printing	.00	150.00	.00	.00
8560.I	Printing Internal	.00	650.00	1,500.00	1,500.00
<i>Contractual Expenses Totals</i>		\$0.00	\$54,332.00	\$63,250.00	\$34,000.00
<i>Fringe Benefits</i>					
6910	Retirement	.00	25,002.20	25,069.84	20,159.00
6930	Social Security	.00	11,445.70	11,642.15	11,643.00
6940	Workers Compensation	.00	.00	3,704.00	3,704.00
6950	Disability Insurance	.00	210.96	211.00	211.00
6960	Health Insurance	.00	28,554.72	28,925.00	22,901.00
6960.M	Health Insurance Part B	.00	.00	2,360.00	2,360.00
6960.R	Health Insurance Retirees	.00	.00	8,391.00	8,391.00
6968	In Lieu Of Health Ins	.00	1,800.00	1,950.00	1,800.00
<i>Fringe Benefits Totals</i>		\$0.00	\$67,013.58	\$82,252.99	\$71,169.00
Division <b>162 - Tax Collection &amp; Enforce Totals</b>		\$0.00	\$270,959.26	\$297,687.44	\$257,354.00
Division <b>163 - Community Colleges</b>					
<i>Contractual Expenses</i>					
8321	Institutional Tuition	9,721,509.73	9,245,675.00	9,750,000.00	9,750,000.00
<i>Contractual Expenses Totals</i>		\$9,721,509.73	\$9,245,675.00	\$9,750,000.00	\$9,750,000.00
Division <b>163 - Community Colleges Totals</b>		\$9,721,509.73	\$9,245,675.00	\$9,750,000.00	\$9,750,000.00
Department <b>16 - County Treasurer Totals</b>		\$11,188,508.30	\$11,075,811.34	\$11,642,807.73	\$11,713,205.00



Account	Account Description	2021 Actual Amount	2022 Amended Budget	2023 Department	2023 Budget Officer
<b>Fund A - General Fund</b>					
Department <b>18 - Real Property Tax Service</b>					
Division <b>000 - Dept Operations/Adminstrn</b>					
<i>Personal Services</i>					
6000	Regular Wages	591,794.61	677,302.00	628,010.41	628,011.00
6890	General Salary Provision	.00	.00	.00	1,782.00
<i>Personal Services Totals</i>		<b>\$591,794.61</b>	<b>\$677,302.00</b>	<b>\$628,010.41</b>	<b>\$629,793.00</b>
<i>Equipment &amp; Capital Outlay</i>					
7033	Personal Computers	1,310.04	525.00	575.00	.00
<i>Equipment &amp; Capital Outlay Totals</i>		<b>\$1,310.04</b>	<b>\$525.00</b>	<b>\$575.00</b>	<b>\$0.00</b>
<i>Contractual Expenses</i>					
7001	Employee Mileage Reimb	32.88	200.00	200.00	200.00
8150	Training Services	1,185.00	500.00	1,000.00	500.00
8200	Departmental Supplies	7,149.15	7,575.00	12,525.00	11,500.00
8221	Building Materials	1,466.07	.00	.00	.00
8430	Printing - Special Jobs	1,854.09	1,800.00	2,850.00	2,500.00
8491	New York State Charges	29,450.00	29,650.00	29,650.00	29,650.00
8511	Association Dues	265.00	290.00	265.00	290.00
8512	Conference Fees	.00	300.00	300.00	250.00
8512.ML	Conference Fees Meals & Lodging	1,606.00	200.00	350.00	350.00
8512.T	Conference Fees Travel	323.68	.00	200.00	.00
8520	Software	329.40	4,100.00	4,100.00	10.00
8521	Minor IT Equipment	1,163.03	.00	.00	.00
8531.I	Postage Internal	336.00	450.00	450.00	400.00
8540	Minor Office Furn & Equip	229.00	350.00	.00	2.00
8541	Office Equipment Maintnce	350.00	900.00	1,385.00	990.00
8543	Office Equipment Rental	5,714.70	6,200.00	6,000.00	6,000.00
8550.I	Office Supplies Internal	4,687.40	6,000.00	6,000.00	5,500.00
8560	Printing	1,404.75	2,000.00	2,000.00	2,000.00
8560.I	Printing Internal	.00	150.00	250.00	200.00
8611.I	Vehicle Fuel Internal	75.54	.00	.00	.00
<i>Contractual Expenses Totals</i>		<b>\$57,621.69</b>	<b>\$60,665.00</b>	<b>\$67,525.00</b>	<b>\$60,342.00</b>
<i>Fringe Benefits</i>					
6910	Retirement	92,458.10	107,498.00	111,347.85	89,536.00
6930	Social Security	43,185.17	51,814.00	48,043.34	48,044.00

Account	Account Description	2021 Actual Amount	2022 Amended Budget	2023 Department	2023 Budget Officer
<b>Fund A - General Fund</b>					
Department <b>18 - Real Property Tax Service</b>					
Division <b>000 - Dept Operations/Adminstrn</b>					
<i>Fringe Benefits</i>					
6940	Workers Compensation	19,462.97	19,938.00	15,193.00	15,193.00
6950	Disability Insurance	720.78	844.00	774.00	774.00
6960	Health Insurance	151,178.43	157,743.00	150,614.00	119,247.00
6960.M	Health Insurance Part B	10,507.60	10,040.00	10,619.00	10,619.00
6960.R	Health Insurance Retirees	32,899.84	28,056.00	40,814.00	40,814.00
6968	In Lieu Of Health Ins	2,400.00	3,600.00	1,950.00	1,800.00
<i>Fringe Benefits Totals</i>		<b>\$352,812.89</b>	<b>\$379,533.00</b>	<b>\$379,355.19</b>	<b>\$326,027.00</b>
Division <b>000 - Dept Operations/Adminstrn Totals</b>		<b>\$1,003,539.23</b>	<b>\$1,118,025.00</b>	<b>\$1,075,465.60</b>	<b>\$1,016,162.00</b>
Division <b>162 - Tax Collection &amp; Enforce</b>					
<i>Contractual Expenses</i>					
8200	Departmental Supplies	240.99	.00	.00	.00
8611.I	Vehicle Fuel Internal	.00	350.00	650.00	450.00
<i>Contractual Expenses Totals</i>		<b>\$240.99</b>	<b>\$350.00</b>	<b>\$650.00</b>	<b>\$450.00</b>
Division <b>162 - Tax Collection &amp; Enforce Totals</b>		<b>\$240.99</b>	<b>\$350.00</b>	<b>\$650.00</b>	<b>\$450.00</b>
Department <b>18 - Real Property Tax Service Totals</b>		<b>\$1,003,780.22</b>	<b>\$1,118,375.00</b>	<b>\$1,076,115.60</b>	<b>\$1,016,612.00</b>
Department <b>19 - County Clerk</b>					
Division <b>000 - Dept Operations/Adminstrn</b>					
<i>Personal Services</i>					
6000	Regular Wages	874,117.24	1,285,993.00	978,228.42	978,229.00
6890	General Salary Provision	.00	107,510.00	.00	20,787.00
<i>Personal Services Totals</i>		<b>\$874,117.24</b>	<b>\$1,393,503.00</b>	<b>\$978,228.42</b>	<b>\$999,016.00</b>
<i>Equipment &amp; Capital Outlay</i>					
7010	Furniture & Furnishings	1,947.00	28,426.00	5,248.00	2,159.00
7033	Personal Computers	.00	99,628.00	7,010.00	2.00
7080	Other Equipment	.00	100,000.00	.00	.00
7094	Bldg Components Realty	.00	554,000.00	.00	.00
7098	Prof Srv For Cap Purposes	.00	1,645,903.00	.00	.00
7099	Other Capital Expense	193,140.00	211,050.00	201,450.00	201,450.00
<i>Equipment &amp; Capital Outlay Totals</i>		<b>\$195,087.00</b>	<b>\$2,639,007.00</b>	<b>\$213,708.00</b>	<b>\$203,611.00</b>
<i>Contractual Expenses</i>					
7001	Employee Mileage Reimb	237.22	1,200.00	1,500.00	1,000.00
7002	Transportation Reimbrsmnt	7.62	50.00	250.00	150.00
7008	Employee Tuition Reimb	.00	1,600.00	.00	.00

Account	Account Description	2021 Actual Amount	2022 Amended Budget	2023 Department	2023 Budget Officer
<b>Fund A - General Fund</b>					
Department <b>19 - County Clerk</b>					
Division <b>000 - Dept Operations/Adminstrn</b>					
<i>Contractual Expenses</i>					
8116	Legal Advertising	17.32	.00	.00	.00
8150	Training Services	398.00	1,990.00	1,990.00	1,990.00
8190	Other Professional Srv	2,788.23	32,950.00	3,500.00	3,500.00
8200	Departmental Supplies	2,025.24	4,811.58	6,485.00	3,787.00
8293	Equipment Maintenance	1,037.00	3,837.00	342.00	342.00
8410	Advertising	.00	.00	250.00	125.00
8460	Rent Special	7,075.35	7,560.00	7,700.00	7,500.00
8511	Association Dues	375.00	375.00	375.00	375.00
8512	Conference Fees	150.00	450.00	1,500.00	1,500.00
8512.ML	Conference Fees Meals & Lodging	212.00	850.00	1,800.00	1,800.00
8520	Software	2,684.83	8,609.00	4,312.00	2,733.00
8531	Postage	.00	.00	60.00	.00
8531.I	Postage Internal	23,724.17	22,000.00	25,200.00	22,000.00
8535	Internet Service	2,160.10	2,520.00	1,320.00	1,320.00
8540	Minor Office Furn & Equip	165.19	.00	.00	.00
8541	Office Equipment Maintnce	515.05	1,500.00	1,800.00	1,000.00
8543	Office Equipment Rental	1,939.68	2,000.00	2,173.00	2,173.00
8550	Office Supplies	1,214.00	1,555.00	2,925.00	1,950.00
8550.I	Office Supplies Internal	8,481.47	11,500.00	11,500.00	8,000.00
8560	Printing	26,449.72	40,000.00	45,000.00	40,000.00
8560.I	Printing Internal	2,180.86	2,363.00	2,510.00	2,510.00
8590	Miscellaneous Office Exp	277.07	527.07	1,200.00	301.00
<i>Contractual Expenses Totals</i>		\$84,115.12	\$148,247.65	\$123,692.00	\$104,056.00
<i>Fringe Benefits</i>					
6910	Retirement	144,184.37	169,764.00	158,574.46	127,511.00
6930	Social Security	64,058.14	97,596.00	74,835.22	74,836.00
6940	Workers Compensation	31,367.30	32,133.00	28,935.00	28,935.00
6950	Disability Insurance	1,166.14	1,227.00	1,337.00	1,337.00
6960	Health Insurance	219,026.54	244,812.00	267,609.00	211,877.00
6960.M	Health Insurance Part B	13,881.60	15,303.00	12,979.00	12,979.00
6960.R	Health Insurance Retirees	51,392.67	54,129.00	57,077.00	57,077.00

Account	Account Description	2021 Actual Amount	2022 Amended Budget	2023 Department	2023 Budget Officer
<b>Fund A - General Fund</b>					
Department <b>19 - County Clerk</b>					
Division <b>000 - Dept Operations/Adminstrn</b>					
<i>Fringe Benefits</i>					
6968	In Lieu Of Health Ins	5,250.00	5,400.00	3,900.00	3,600.00
<i>Fringe Benefits Totals</i>		<b>\$530,326.76</b>	<b>\$620,364.00</b>	<b>\$605,246.68</b>	<b>\$518,152.00</b>
Division <b>000 - Dept Operations/Adminstrn Totals</b>		<b>\$1,683,646.12</b>	<b>\$4,801,121.65</b>	<b>\$1,920,875.10</b>	<b>\$1,824,835.00</b>
Division <b>111 - County Historian</b>					
<i>Personal Services</i>					
6000	Regular Wages	.00	54,293.00	70,927.00	70,927.00
6890	General Salary Provision	.00	.00	.00	22,903.00
<i>Personal Services Totals</i>		<b>\$0.00</b>	<b>\$54,293.00</b>	<b>\$70,927.00</b>	<b>\$93,830.00</b>
<i>Equipment &amp; Capital Outlay</i>					
7010	Furniture & Furnishings	.00	.00	.00	1,850.00
7020	Office Equipment	.00	.00	.00	1,000.00
7033	Personal Computers	.00	5,832.00	5,795.00	1,206.00
7099	Other Capital Expense	.00	4,970.00	.00	.00
<i>Equipment &amp; Capital Outlay Totals</i>		<b>\$0.00</b>	<b>\$10,802.00</b>	<b>\$5,795.00</b>	<b>\$4,056.00</b>
<i>Contractual Expenses</i>					
7001	Employee Mileage Reimb	.00	500.00	1,200.00	700.00
8160	Data Processing Fees	.00	450.00	500.00	500.00
8190	Other Professional Srv	.00	3,500.00	8,500.00	5,001.00
8200	Departmental Supplies	.00	3,500.00	7,000.00	5,750.00
8400	Licenses & Permits	.00	.00	200.00	.00
8511	Association Dues	.00	50.00	75.00	75.00
8512	Conference Fees	.00	350.00	1,000.00	667.00
8512.ML	Conference Fees Meals & Lodging	.00	600.00	2,000.00	1,500.00
8514	Publications	.00	250.00	500.00	250.00
8520	Software	.00	712.00	1,187.00	410.00
8531.I	Postage Internal	.00	.00	150.00	50.00
8540	Minor Office Furn & Equip	.00	3,033.00	500.00	.00
8543	Office Equipment Rental	.00	300.00	350.00	350.00
8550	Office Supplies	.00	750.00	1,000.00	100.00
8550.I	Office Supplies Internal	.00	.00	500.00	250.00
8560	Printing	.00	100.00	300.00	100.00

Account	Account Description	2021 Actual Amount	2022 Amended Budget	2023 Department	2023 Budget Officer
<b>Fund A - General Fund</b>					
Department <b>19 - County Clerk</b>					
Division <b>111 - County Historian</b>					
<i>Contractual Expenses</i>					
<i>Contractual Expenses Totals</i>		\$0.00	\$14,095.00	\$24,962.00	\$15,703.00
<i>Fringe Benefits</i>					
6910	Retirement	.00	10,211.45	13,689.00	11,008.00
6930	Social Security	.00	4,153.00	5,426.00	5,426.00
6940	Workers Compensation	.00	1,135.00	1,713.00	1,713.00
6950	Disability Insurance	.00	70.00	71.00	71.00
6960	Health Insurance	.00	15,985.00	18,451.00	14,608.00
<i>Fringe Benefits Totals</i>		\$0.00	\$31,554.45	\$39,350.00	\$32,826.00
Division <b>111 - County Historian Totals</b>		\$0.00	\$110,744.45	\$141,034.00	\$146,415.00
Division <b>191 - Motor Vehicle</b>					
<i>Personal Services</i>					
6000	Regular Wages	1,573,026.96	1,534,825.00	1,609,243.00	1,609,243.00
6810	Overtime	.00	35,000.00	35,000.00	35,000.00
6890	General Salary Provision	.00	.00	.00	5,112.00
<i>Personal Services Totals</i>		\$1,573,026.96	\$1,569,825.00	\$1,644,243.00	\$1,649,355.00
<i>Equipment &amp; Capital Outlay</i>					
7010	Furniture & Furnishings	.00	.00	1,018.00	.00
7033	Personal Computers	.00	.00	23,710.00	54.00
7094	Bldg Components Realty	.00	58,721.00	.00	.00
<i>Equipment &amp; Capital Outlay Totals</i>		\$0.00	\$58,721.00	\$24,728.00	\$54.00
<i>Contractual Expenses</i>					
7001	Employee Mileage Reimb	2,792.14	4,000.00	6,000.00	4,000.00
7002	Transportation Reimbrsmnt	.00	200.00	.00	.00
8190	Other Professional Srv	9,381.86	35,000.00	.00	.00
8194	Fingerprinting	309.00	824.00	1,030.00	824.00
8195	Ez Pass Expense	21,000.00	21,000.00	21,000.00	21,000.00
8200	Departmental Supplies	3,765.91	1,965.00	4,895.00	1,037.00
8293	Equipment Maintenance	8,133.66	10,660.00	14,314.00	9,465.00
8410	Advertising	.00	.00	250.00	125.00
8514	Publications	615.00	750.00	760.00	760.00
8520	Software	.00	2,700.00	2,646.00	1,135.00

Account	Account Description	2021 Actual Amount	2022 Amended Budget	2023 Department	2023 Budget Officer
<b>Fund A - General Fund</b>					
Department <b>19 - County Clerk</b>					
Division <b>191 - Motor Vehicle</b>					
<i>Contractual Expenses</i>					
8531	Postage	1,000.00	1,000.00	1,000.00	1,000.00
8531.I	Postage Internal	7,055.98	13,100.00	8,000.00	8,000.00
8533	Telephone	5,523.28	6,500.00	7,000.00	6,000.00
8535	Internet Service	2,277.67	2,616.00	2,448.00	2,448.00
8540	Minor Office Furn & Equip	578.42	2,645.00	6,274.00	6,060.00
8543	Office Equipment Rental	2,261.82	2,290.00	2,576.00	2,576.00
8550	Office Supplies	393.82	510.02	350.00	350.00
8550.I	Office Supplies Internal	2,589.05	4,500.00	5,000.00	3,500.00
8560	Printing	2,129.62	1,000.00	2,500.00	1,500.00
8560.I	Printing Internal	147.66	500.00	740.00	500.00
8590	Miscellaneous Office Exp	350.14	1,584.00	740.00	501.00
8621	Rent Of Space	137,080.08	125,663.00	127,013.00	127,013.00
8622	Heating Expense	1,400.39	3,500.00	4,500.00	4,000.00
8623	Electricity	17,183.13	19,187.00	21,466.00	21,466.00
8624	Water Charges	616.70	646.00	633.00	633.00
8627	Bldg Maintenance Supplies	21,595.00	23,810.00	25,940.00	25,940.00
<i>Contractual Expenses Totals</i>		\$248,180.33	\$286,150.02	\$267,075.00	\$249,833.00
<i>Fringe Benefits</i>					
6910	Retirement	230,234.90	234,687.00	216,571.00	174,148.00
6930	Social Security	114,080.02	117,415.00	123,108.00	123,108.00
6940	Workers Compensation	46,817.80	47,960.00	38,863.00	38,863.00
6950	Disability Insurance	2,765.92	2,743.00	2,462.00	2,462.00
6960	Health Insurance	373,698.44	318,480.00	376,919.00	298,422.00
6960.M	Health Insurance Part B	32,197.60	31,525.00	34,218.00	34,218.00
6960.R	Health Insurance Retirees	122,069.26	123,787.00	156,453.00	156,453.00
6968	In Lieu Of Health Ins	6,300.00	5,400.00	3,900.00	3,600.00
<i>Fringe Benefits Totals</i>		\$928,163.94	\$881,997.00	\$952,494.00	\$831,274.00
Division <b>191 - Motor Vehicle Totals</b>		\$2,749,371.23	\$2,796,693.02	\$2,888,540.00	\$2,730,516.00
Division <b>192 - Records Management</b>					
<i>Personal Services</i>					
6000	Regular Wages	.00	102,840.00	308,265.00	271,576.00

Account	Account Description	2021 Actual Amount	2022 Amended Budget	2023 Department	2023 Budget Officer
<b>Fund A - General Fund</b>					
Department <b>19 - County Clerk</b>					
Division <b>192 - Records Management</b>					
<i>Personal Services</i>					
<i>Personal Services Totals</i>		\$0.00	\$102,840.00	\$308,265.00	\$271,576.00
<i>Equipment &amp; Capital Outlay</i>					
7010	Furniture & Furnishings	.00	.00	112,246.00	1.00
7099	Other Capital Expense	.00	.00	34,246.00	10.00
<i>Equipment &amp; Capital Outlay Totals</i>		\$0.00	\$0.00	\$146,492.00	\$11.00
<i>Contractual Expenses</i>					
7001	Employee Mileage Reimb	.00	.00	350.00	350.00
7002	Transportation Reimbrsmnt	.00	.00	75.00	75.00
8160	Data Processing Fees	.00	.00	.00	15,742.00
8190	Other Professional Srv	.00	.00	.00	5,988.00
8293	Equipment Maintenance	.00	.00	2,300.00	2,300.00
8511	Association Dues	.00	.00	100.00	100.00
8512	Conference Fees	.00	.00	500.00	250.00
8512.ML	Conference Fees Meals & Lodging	.00	.00	1,200.00	600.00
8550	Office Supplies	.00	.00	13,333.00	6,000.00
8550.I	Office Supplies Internal	.00	.00	1,000.00	1,000.00
8560	Printing	.00	.00	500.00	1.00
<i>Contractual Expenses Totals</i>		\$0.00	\$0.00	\$19,358.00	\$32,406.00
<i>Fringe Benefits</i>					
6910	Retirement	.00	8,865.00	8,660.00	6,964.00
6930	Social Security	.00	8,650.00	23,584.00	20,777.00
6940	Workers Compensation	.00	.00	2,101.00	2,101.00
6950	Disability Insurance	.00	250.00	212.00	212.00
6960	Health Insurance	.00	21,360.00	19,103.00	15,125.00
<i>Fringe Benefits Totals</i>		\$0.00	\$39,125.00	\$53,660.00	\$45,179.00
Division <b>192 - Records Management Totals</b>		\$0.00	\$141,965.00	\$527,775.00	\$349,172.00
Department <b>19 - County Clerk Totals</b>		\$4,433,017.35	\$7,850,524.12	\$5,478,224.10	\$5,050,938.00
Department <b>20 - County Attorney</b>					
Division <b>000 - Dept Operations/Adminstrn</b>					
<i>Personal Services</i>					
6000	Regular Wages	461,095.50	541,508.00	1,120,395.53	1,120,396.00

Account	Account Description	2021 Actual Amount	2022 Amended Budget	2023 Department	2023 Budget Officer
<b>Fund A - General Fund</b>					
Department <b>20 - County Attorney</b>					
Division <b>000 - Dept Operations/Adminstrn</b>					
<i>Personal Services</i>					
6890	General Salary Provision	.00	4,056.00	.00	88,266.00
<i>Personal Services Totals</i>		\$461,095.50	\$545,564.00	\$1,120,395.53	\$1,208,662.00
<i>Equipment &amp; Capital Outlay</i>					
7010	Furniture & Furnishings	.00	.00	1,000.00	.00
7020	Office Equipment	.00	.00	762.00	1,850.00
7032	Pc Networks	.00	22,219.52	.00	.00
7033	Personal Computers	.00	1,292.85	1,710.00	1,206.00
<i>Equipment &amp; Capital Outlay Totals</i>		\$0.00	\$23,512.37	\$3,472.00	\$3,056.00
<i>Contractual Expenses</i>					
7001	Employee Mileage Reimb	663.46	400.00	600.00	600.00
7002	Transportation Reimbrsmnt	.00	20.00	50.00	.00
8110	Attorneys Fees	8,775.00	.00	.00	.00
8114	Process Service	960.00	1,500.00	2,500.00	2,500.00
8118	Miscellaneous Legal Fees	46.35	100.00	100.00	100.00
8200	Departmental Supplies	.00	.00	1,000.00	.00
8221	Building Materials	.00	8,995.00	.00	.00
8291	Equipment Rental	63.89	250.00	250.00	250.00
8511	Association Dues	781.00	781.00	859.00	859.00
8513	Meeting Expenses	1,540.00	1,936.36	5,654.00	3,000.00
8514	Publications	2,197.10	1,768.64	500.00	500.00
8516	Employee Testing/Crtfctn	1,276.21	1,600.00	2,370.00	2,370.00
8520	Software	9,625.76	9,280.48	20,448.00	20,858.00
8531.I	Postage Internal	721.72	1,500.00	2,250.00	1,600.00
8532	Other Shipping Charges	.00	100.00	100.00	.00
8533	Telephone	.00	.00	3,400.00	3,400.00
8535	Internet Service	.00	.00	100.00	.00
8540	Minor Office Furn & Equip	392.42	975.00	.00	5.00
8543	Office Equipment Rental	750.72	760.00	760.00	760.00
8550	Office Supplies	.00	227.36	.00	.00
8550.I	Office Supplies Internal	2,472.10	2,634.79	4,500.00	3,000.00



Account	Account Description	2021 Actual Amount	2022 Amended Budget	2023 Department	2023 Budget Officer
<b>Fund A - General Fund</b>					
Department <b>20 - County Attorney</b>					
Division <b>000 - Dept Operations/Adminstrn</b>					
<i>Contractual Expenses</i>					
8560.I	Printing Internal	39.38	250.00	263.00	263.00
<i>Contractual Expenses Totals</i>		\$30,305.11	\$33,078.63	\$45,704.00	\$40,065.00
<i>Fringe Benefits</i>					
6910	Retirement	75,738.21	94,526.20	164,795.22	132,514.00
6930	Social Security	37,426.15	42,351.40	85,608.04	85,609.00
6940	Workers Compensation	15,046.78	15,414.00	26,763.00	26,763.00
6950	Disability Insurance	362.23	384.00	844.00	844.00
6960	Health Insurance	19,380.78	42,111.80	109,947.00	87,050.00
6960.M	Health Insurance Part B	8,483.20	6,734.00	8,063.00	8,063.00
6960.R	Health Insurance Retirees	62,214.94	29,777.00	66,116.00	66,116.00
6968	In Lieu Of Health Ins	6,345.00	5,850.00	9,750.00	9,000.00
<i>Fringe Benefits Totals</i>		\$224,997.29	\$237,148.40	\$471,886.26	\$415,959.00
Division <b>000 - Dept Operations/Adminstrn Totals</b>		\$716,397.90	\$839,303.40	\$1,641,457.79	\$1,667,742.00
Division <b>162 - Tax Collection &amp; Enforce</b>					
<i>Personal Services</i>					
6000	Regular Wages	17,147.34	.00	.00	.00
<i>Personal Services Totals</i>		\$17,147.34	\$0.00	\$0.00	\$0.00
<i>Contractual Expenses</i>					
8190	Other Professional Srv	5,607.00	15,000.00	30,000.00	30,000.00
8440.I	Special Mailings Internal	.00	.00	2,000.00	.00
<i>Contractual Expenses Totals</i>		\$5,607.00	\$15,000.00	\$32,000.00	\$30,000.00
<i>Fringe Benefits</i>					
6910	Retirement	3,113.42	.00	.00	.00
6930	Social Security	1,301.15	.00	.00	.00
6940	Workers Compensation	1,533.77	.00	.00	.00
6950	Disability Insurance	23.44	.00	.00	.00
6960	Health Insurance	6,744.36	.00	.00	.00
6960.R	Health Insurance Retirees	4,894.54	.00	.00	.00
<i>Fringe Benefits Totals</i>		\$17,610.68	\$0.00	\$0.00	\$0.00
Division <b>162 - Tax Collection &amp; Enforce Totals</b>		\$40,365.02	\$15,000.00	\$32,000.00	\$30,000.00
Division <b>992 - Judgements &amp; Claims</b>					
<i>Contractual Expenses</i>					
8110	Attorneys Fees	70,104.53	60,000.00	60,000.00	60,000.00

Account	Account Description	2021 Actual Amount	2022 Amended Budget	2023 Department	2023 Budget Officer
<b>Fund A - General Fund</b>					
Department <b>20 - County Attorney</b>					
Division <b>992 - Judgements &amp; Claims</b>					
<i>Contractual Expenses</i>					
8115	Transcripts/Stenography	.00	.00	250.00	.00
8119	Expense Re Legal Service	130.75	150.00	250.00	150.00
9100	Claim Settlements	20,227.89	64,500.00	200,000.00	25,000.00
9190	Reimbursed Defense Costs	20,467.24	40,000.00	350,000.00	25,000.00
<i>Contractual Expenses Totals</i>		<b>\$110,930.41</b>	<b>\$164,650.00</b>	<b>\$610,500.00</b>	<b>\$110,150.00</b>
Division <b>992 - Judgements &amp; Claims Totals</b>		<b>\$110,930.41</b>	<b>\$164,650.00</b>	<b>\$610,500.00</b>	<b>\$110,150.00</b>
Department <b>20 - County Attorney Totals</b>		<b>\$867,693.33</b>	<b>\$1,018,953.40</b>	<b>\$2,283,957.79</b>	<b>\$1,807,892.00</b>
Department <b>21 - Human Resources</b>					
Division <b>000 - Dept Operations/Adminstrn</b>					
<i>Personal Services</i>					
6000	Regular Wages	623,702.18	744,503.46	598,872.32	623,944.00
6810	Overtime	2,608.62	.00	.00	.00
6890	General Salary Provision	.00	.00	.00	89,051.00
<i>Personal Services Totals</i>		<b>\$626,310.80</b>	<b>\$744,503.46</b>	<b>\$598,872.32</b>	<b>\$712,995.00</b>
<i>Equipment &amp; Capital Outlay</i>					
7010	Furniture & Furnishings	.00	.00	.00	1,850.00
7033	Personal Computers	.00	.00	10,150.00	1,205.00
7080	Other Equipment	.00	5,500.00	.00	.00
<i>Equipment &amp; Capital Outlay Totals</i>		<b>\$0.00</b>	<b>\$5,500.00</b>	<b>\$10,150.00</b>	<b>\$3,055.00</b>
<i>Contractual Expenses</i>					
7001	Employee Mileage Reimb	230.72	300.00	.00	.00
7008	Employee Tuition Reimb	.00	5,000.00	1,928.00	1,928.00
7218	Civil Service Exam Fees	2,592.50	13,000.00	15,000.00	13,000.00
8147	Other Financial Consultnt	.00	12,000.00	.00	.00
8150	Training Services	5,790.00	48,000.00	51,094.00	29,104.00
8190	Other Professional Srv	3,200.00	15,000.00	30,000.00	25,000.00
8221	Building Materials	61.92	.00	.00	.00
8291	Equipment Rental	596.85	500.00	500.00	500.00
8410	Advertising	.00	1,600.00	1,500.00	840.00
8511	Association Dues	100.00	2,500.00	1,350.00	1,337.00
8512	Conference Fees	225.00	4,000.00	4,000.00	3,780.00

Account	Account Description	2021 Actual Amount	2022 Amended Budget	2023 Department	2023 Budget Officer
<b>Fund A - General Fund</b>					
Department <b>21 - Human Resources</b>					
Division <b>000 - Dept Operations/Adminstrn</b>					
<i>Contractual Expenses</i>					
8512.ML	Conference Fees Meals & Lodging	795.00	.00	.00	1,000.00
8512.T	Conference Fees Travel	16.00	.00	2,000.00	1,000.00
8520	Software	46,165.73	11,280.00	8,000.00	418.00
8531	Postage	87.12	100.00	100.00	100.00
8531.I	Postage Internal	2,651.18	3,000.00	4,000.00	3,500.00
8533	Telephone	94.20	.00	.00	768.00
8533.I	Telephone Internal	.00	850.00	.00	.00
8540	Minor Office Furn & Equip	1,637.28	1,175.54	.00	2.00
8541	Office Equipment Maintnce	708.10	1,000.00	1,000.00	710.00
8550	Office Supplies	1,929.64	3,000.00	2,000.00	2,000.00
8550.I	Office Supplies Internal	4,053.14	3,500.00	3,000.00	3,000.00
8560.I	Printing Internal	323.57	850.00	700.00	700.00
<i>Contractual Expenses Totals</i>		<b>\$71,257.95</b>	<b>\$126,655.54</b>	<b>\$126,172.00</b>	<b>\$88,687.00</b>
<i>Fringe Benefits</i>					
6910	Retirement	90,754.78	108,141.00	82,122.32	66,036.00
6930	Social Security	45,037.56	57,439.00	45,813.75	47,732.00
6940	Workers Compensation	20,458.16	20,958.00	14,342.00	14,342.00
6950	Disability Insurance	634.73	757.00	563.00	563.00
6960	Health Insurance	141,321.64	162,702.00	69,949.00	55,382.00
6960.M	Health Insurance Part B	8,965.20	8,745.00	7,670.00	7,670.00
6960.R	Health Insurance Retirees	109,231.34	101,311.00	102,303.00	102,303.00
6968	In Lieu Of Health Ins	4,350.00	3,600.00	7,800.00	7,200.00
<i>Fringe Benefits Totals</i>		<b>\$420,753.41</b>	<b>\$463,653.00</b>	<b>\$330,563.07</b>	<b>\$301,228.00</b>
Division <b>000 - Dept Operations/Adminstrn Totals</b>		<b>\$1,118,322.16</b>	<b>\$1,340,312.00</b>	<b>\$1,065,757.39</b>	<b>\$1,105,965.00</b>
Division <b>211 - Labor Negotiations</b>					
<i>Contractual Expenses</i>					
8110	Attorneys Fees	189,422.67	130,000.00	130,000.00	130,000.00
8118	Miscellaneous Legal Fees	150.00	300.00	300.00	.00
8511	Association Dues	230.00	500.00	.00	.00
8512	Conference Fees	290.00	700.00	.00	.00
<i>Contractual Expenses Totals</i>		<b>\$190,092.67</b>	<b>\$131,500.00</b>	<b>\$130,300.00</b>	<b>\$130,000.00</b>
Division <b>211 - Labor Negotiations Totals</b>		<b>\$190,092.67</b>	<b>\$131,500.00</b>	<b>\$130,300.00</b>	<b>\$130,000.00</b>

Account	Account Description	2021 Actual Amount	2022 Amended Budget	2023 Department	2023 Budget Officer
<b>Fund A - General Fund</b>					
Department <b>21 - Human Resources</b>					
Division <b>212 - Safety Programs</b>					
<i>Contractual Expenses</i>					
8200	Departmental Supplies	689.70	5,000.00	.00	.00
8533.I	Telephone Internal	.00	100.00	.00	.00
8611.I	Vehicle Fuel Internal	71.68	.00	.00	.00
<i>Contractual Expenses Totals</i>		<u>\$761.38</u>	<u>\$5,100.00</u>	<u>\$0.00</u>	<u>\$0.00</u>
Division <b>212 - Safety Programs Totals</b>		\$761.38	\$5,100.00	\$0.00	\$0.00
Division <b>214 - 18-B Administration</b>					
<i>Personal Services</i>					
6000	Regular Wages	92,696.73	94,550.00	98,755.07	98,756.00
<i>Personal Services Totals</i>		<u>\$92,696.73</u>	<u>\$94,550.00</u>	<u>\$98,755.07</u>	<u>\$98,756.00</u>
<i>Equipment &amp; Capital Outlay</i>					
7033	Personal Computers	339.49	.00	.00	.00
<i>Equipment &amp; Capital Outlay Totals</i>		<u>\$339.49</u>	<u>\$0.00</u>	<u>\$0.00</u>	<u>\$0.00</u>
<i>Contractual Expenses</i>					
8110.18B	Attorneys Fees 18-B	210,025.95	200,000.00	275,000.00	200,000.00
8110.ONC	Attorneys Fees On Call	152,850.00	507,840.06	161,550.00	161,550.00
8111	Litigation Consultants	7,937.50	10,000.00	10,000.00	10,000.00
8112	Expert Witnesses	4,650.00	5,000.00	7,500.00	7,500.00
8114	Process Service	95.23	100.00	1,200.00	1,200.00
8115	Transcripts/Stenography	2,729.50	750.00	3,000.00	3,000.00
8117	Investigators	4,046.00	3,500.00	3,500.00	3,500.00
8119	Expense Re Legal Service	5,277.84	4,000.00	5,000.00	5,000.00
8125	Lab Fees	100.00	500.00	500.00	500.00
8190	Other Professional Srv	.00	5,000.00	20,000.00	20,000.00
8192	Translator	783.00	1,000.00	1,000.00	1,000.00
8511	Association Dues	.00	375.00	.00	.00
8512	Conference Fees	.00	5,000.00	5,000.00	5,000.00
8516	Employee Testing/Crtfctn	40.00	60.00	.00	.00
8520	Software	.00	500.00	500.00	500.00
8533	Telephone	282.19	.00	.00	.00
<i>Contractual Expenses Totals</i>		<u>\$388,817.21</u>	<u>\$743,625.06</u>	<u>\$493,750.00</u>	<u>\$418,750.00</u>
<i>Fringe Benefits</i>					
6910	Retirement	10,812.82	11,654.00	9,828.21	7,903.00

Account	Account Description	2021 Actual Amount	2022 Amended Budget	2023 Department	2023 Budget Officer
<b>Fund A - General Fund</b>					
Department <b>21 - Human Resources</b>					
Division <b>214 - 18-B Administration</b>					
<i>Fringe Benefits</i>					
6930	Social Security	7,199.17	7,234.00	7,555.10	7,556.00
6940	Workers Compensation	.00	.00	2,329.00	2,329.00
6950	Disability Insurance	70.32	71.00	71.00	71.00
6968	In Lieu Of Health Ins	1,800.00	1,800.00	1,950.00	1,800.00
<i>Fringe Benefits Totals</i>		\$19,882.31	\$20,759.00	\$21,733.31	\$19,659.00
Division <b>214 - 18-B Administration Totals</b>		\$501,735.74	\$858,934.06	\$614,238.38	\$537,165.00
Department <b>21 - Human Resources Totals</b>		\$1,810,911.95	\$2,335,846.06	\$1,810,295.77	\$1,773,130.00
Department <b>22 - Board of Elections</b>					
Division <b>000 - Dept Operations/Adminstrn</b>					
<i>Personal Services</i>					
6000	Regular Wages	650,624.36	729,632.00	822,089.00	822,089.00
6890	General Salary Provision	.00	156,793.72	.00	.00
<i>Personal Services Totals</i>		\$650,624.36	\$886,425.72	\$822,089.00	\$822,089.00
<i>Equipment &amp; Capital Outlay</i>					
7010	Furniture & Furnishings	.00	2,996.64	.00	.00
7020	Office Equipment	369.77	.00	.00	.00
7033	Personal Computers	.00	321.64	.00	.00
<i>Equipment &amp; Capital Outlay Totals</i>		\$369.77	\$3,318.28	\$0.00	\$0.00
<i>Contractual Expenses</i>					
7001	Employee Mileage Reimb	270.75	900.00	900.00	400.00
7005	Meal Reimb - No Overnight	528.00	500.00	500.00	500.00
8150	Training Services	.00	3,000.00	3,000.00	3,000.00
8160	Data Processing Fees	119,200.00	137,500.00	137,500.00	125,000.00
8190.CUST	Other Professional Srv Election Custodians	43,200.00	89,000.00	89,000.00	75,000.00
8190.EIC	Other Professional Srv Election Insp Chairman	1,525.00	9,800.00	9,800.00	7,000.00
8190.INSPE	Other Professional Srv Election Inspections	166,541.37	450,000.00	450,000.00	250,000.00
8190.PRTYR	Other Professional Srv Election Party Reps	1,920.00	7,000.00	7,000.00	2,880.00
8190.TRAIN	Other Professional Srv Election Training	17,995.00	32,500.00	32,500.00	30,000.00
8200	Departmental Supplies	4,861.98	5,000.00	5,000.00	5,000.00
8200.EQUIP	Departmental Supplies Polling Equipment	367.50	1,500.00	1,500.00	1,500.00
8211	Food/Food Supplies	.00	200.00	200.00	.00
8222	Cleaning/Paper Supplies	132.62	500.00	500.00	250.00

Account	Account Description	2021 Actual Amount	2022 Amended Budget	2023 Department	2023 Budget Officer
<b>Fund A - General Fund</b>					
Department <b>22 - Board of Elections</b>					
Division <b>000 - Dept Operations/Adminstrn</b>					
<i>Contractual Expenses</i>					
8291	Equipment Rental	23.03	.00	.00	120.00
8293	Equipment Maintenance	1,991.70	2,500.00	2,500.00	2,500.00
8294	Equipment Repairs	625.60	5,000.00	5,000.00	5,000.00
8410	Advertising	6,376.57	6,500.00	6,500.00	6,500.00
8430	Printing - Special Jobs	71,283.97	155,000.00	155,000.00	90,000.00
8440	Special Mailings	.00	35,000.00	35,000.00	30,020.00
8460	Rent Special	70,116.00	72,000.00	72,000.00	72,000.00
8511	Association Dues	140.00	140.00	140.00	140.00
8512	Conference Fees	90.00	250.00	250.00	250.00
8512.ML	Conference Fees Meals & Lodging	240.00	1,600.00	1,600.00	1,600.00
8514	Publications	.00	250.00	250.00	.00
8516	Employee Testing/Crtfctn	.00	40.00	40.00	.00
8520	Software	24,640.20	28,830.00	23,000.00	14.00
8521	Minor IT Equipment	390.60	2,000.00	2,000.00	.00
8531	Postage	23,370.68	.00	1,000.00	1,000.00
8531.I	Postage Internal	42,008.54	96,377.69	40,000.00	40,000.00
8533	Telephone	773.99	900.00	900.00	900.00
8535	Internet Service	36,481.64	45,000.00	45,000.00	21,260.00
8540	Minor Office Furn & Equip	.00	175.00	.00	1.00
8541	Office Equipment Maintnce	278.65	600.00	600.00	600.00
8542	Office Equipment Repair	.00	250.00	250.00	.00
8543	Office Equipment Rental	666.72	700.00	700.00	700.00
8550.I	Office Supplies Internal	18,366.45	10,000.00	10,000.00	10,000.00
8560.I	Printing Internal	1,421.39	8,500.00	8,500.00	3,000.00
8611.I	Vehicle Fuel Internal	497.28	800.00	800.00	800.00
8613	Automobile Lease	13,893.03	25,000.00	25,000.00	25,000.00
8629	Misc Building Expenses	1,656.36	.00	.00	.00
<i>Contractual Expenses Totals</i>		\$671,874.62	\$1,234,812.69	\$1,173,430.00	\$811,935.00
<i>Fringe Benefits</i>					
6910	Retirement	86,677.53	92,803.00	99,453.00	79,971.00
6930	Social Security	48,082.99	55,817.00	62,890.00	62,890.00

Account	Account Description	2021 Actual Amount	2022 Amended Budget	2023 Department	2023 Budget Officer
<b>Fund A - General Fund</b>					
Department <b>22 - Board of Elections</b>					
Division <b>000 - Dept Operations/Adminstrn</b>					
<i>Fringe Benefits</i>					
6940	Workers Compensation	16,450.09	16,852.00	19,853.00	19,853.00
6950	Disability Insurance	896.58	915.00	1,196.00	1,196.00
6960	Health Insurance	91,815.43	83,750.00	79,580.00	63,007.00
6960.M	Health Insurance Part B	13,881.60	13,117.00	14,159.00	14,159.00
6960.R	Health Insurance Retirees	58,477.70	55,681.00	58,186.00	58,186.00
6968	In Lieu Of Health Ins	5,550.00	5,400.00	7,800.00	7,200.00
<i>Fringe Benefits Totals</i>		<b>\$321,831.92</b>	<b>\$324,335.00</b>	<b>\$343,117.00</b>	<b>\$306,462.00</b>
Division <b>000 - Dept Operations/Adminstrn Totals</b>		<b>\$1,644,700.67</b>	<b>\$2,448,891.69</b>	<b>\$2,338,636.00</b>	<b>\$1,940,486.00</b>
Department <b>22 - Board of Elections Totals</b>		<b>\$1,644,700.67</b>	<b>\$2,448,891.69</b>	<b>\$2,338,636.00</b>	<b>\$1,940,486.00</b>
Department <b>23 - Information Technology</b>					
Division <b>000 - Dept Operations/Adminstrn</b>					
<i>Personal Services</i>					
6000	Regular Wages	852,884.29	956,317.00	1,067,258.38	1,067,259.00
6810	Overtime	11,538.32	16,000.00	12,000.00	12,000.00
6890	General Salary Provision	.00	137,240.00	.00	11,903.00
<i>Personal Services Totals</i>		<b>\$864,422.61</b>	<b>\$1,109,557.00</b>	<b>\$1,079,258.38</b>	<b>\$1,091,162.00</b>
<i>Equipment &amp; Capital Outlay</i>					
7010	Furniture & Furnishings	308.50	.00	.00	.00
7031	Major Computer Items	41,931.00	43,150.00	52,000.00	46,483.00
7032	Pc Networks	504,128.45	50,480.00	347,000.00	239,525.00
7033	Personal Computers	37,646.01	36,135.52	21,110.00	10,004.00
7051	Communications Equipment	167,181.66	117,539.05	5,000.00	.00
7070	Bldg Component Personalty	792.42	.00	.00	.00
7094	Bldg Components Realty	.00	92,000.00	.00	.00
<i>Equipment &amp; Capital Outlay Totals</i>		<b>\$751,988.04</b>	<b>\$339,304.57</b>	<b>\$425,110.00</b>	<b>\$296,012.00</b>
<i>Contractual Expenses</i>					
7001	Employee Mileage Reimb	969.60	1,200.00	1,000.00	1,000.00
7503	Disposal Of Recyclables	2,327.00	1,000.00	1,000.00	1,000.00
8150	Training Services	5,081.64	80,500.00	22,500.00	22,500.00
8160	Data Processing Fees	248,823.82	441,996.24	655,122.00	572,517.00
8190	Other Professional Srv	38,223.47	206,382.00	324,300.00	254,464.00
8200	Departmental Supplies	6,660.97	5,672.00	4,600.00	4,300.00

Account	Account Description	2021 Actual Amount	2022 Amended Budget	2023 Department	2023 Budget Officer
<b>Fund A - General Fund</b>					
Department <b>23 - Information Technology</b>					
Division <b>000 - Dept Operations/Adminstrn</b>					
<i>Contractual Expenses</i>					
8221	Building Materials	102.12	1,000.00	.00	.00
8291	Equipment Rental	.00	224.00	300.00	300.00
8293	Equipment Maintenance	51,846.11	212,778.00	165,949.00	161,164.00
8461	Building Component Mntce	.00	10,000.00	10,000.00	10,000.00
8511	Association Dues	50.00	22,050.00	50.00	50.00
8512	Conference Fees	.00	200.00	200.00	200.00
8512.T	Conference Fees Travel	.00	35.00	35.00	35.00
8520	Software	129,460.16	49,935.00	47,760.00	48,035.00
8531.I	Postage Internal	33.96	110.00	75.00	75.00
8535	Internet Service	81,766.07	86,268.00	84,288.00	84,288.00
8540	Minor Office Furn & Equip	.00	1,400.00	.00	8.00
8550.I	Office Supplies Internal	655.64	800.00	1,000.00	750.00
8560.I	Printing Internal	32.32	75.00	75.00	75.00
8611.I	Vehicle Fuel Internal	106.33	275.00	275.00	100.00
<i>Contractual Expenses Totals</i>		\$566,139.21	\$1,121,900.24	\$1,318,529.00	\$1,160,861.00
<i>Fringe Benefits</i>					
6910	Retirement	123,382.63	149,633.00	141,985.01	114,172.00
6930	Social Security	62,390.15	77,902.00	81,646.45	81,647.00
6940	Workers Compensation	20,486.37	20,987.00	25,625.00	25,625.00
6950	Disability Insurance	855.56	1,055.00	1,055.00	1,055.00
6960	Health Insurance	166,431.60	196,389.00	220,347.00	174,458.00
6960.M	Health Insurance Part B	9,254.40	7,753.00	9,439.00	9,439.00
6960.R	Health Insurance Retirees	55,716.60	58,100.00	55,938.00	55,938.00
6968	In Lieu Of Health Ins	1,800.00	1,800.00	1,950.00	1,800.00
<i>Fringe Benefits Totals</i>		\$440,317.31	\$513,619.00	\$537,985.46	\$464,134.00
Division <b>000 - Dept Operations/Adminstrn Totals</b>		\$2,622,867.17	\$3,084,380.81	\$3,360,882.84	\$3,012,169.00
Division <b>361 - Central Communications</b>					
<i>Equipment &amp; Capital Outlay</i>					
7051	Communications Equipment	105,861.36	106,128.00	106,111.00	106,111.00
<i>Equipment &amp; Capital Outlay Totals</i>		\$105,861.36	\$106,128.00	\$106,111.00	\$106,111.00
<i>Contractual Expenses</i>					
8293	Equipment Maintenance	21,674.40	18,500.00	8,100.00	8,100.00



Account	Account Description	2021 Actual Amount	2022 Amended Budget	2023 Department	2023 Budget Officer
<b>Fund A - General Fund</b>					
Department <b>23 - Information Technology</b>					
Division <b>361 - Central Communications</b>					
<i>Contractual Expenses</i>					
8533	Telephone	45,577.71	52,080.00	43,080.00	43,080.00
<i>Contractual Expenses Totals</i>		<u>\$67,252.11</u>	<u>\$70,580.00</u>	<u>\$51,180.00</u>	<u>\$51,180.00</u>
Division <b>361 - Central Communications Totals</b>		<u>\$173,113.47</u>	<u>\$176,708.00</u>	<u>\$157,291.00</u>	<u>\$157,291.00</u>
Department <b>23 - Information Technology Totals</b>		<u>\$2,795,980.64</u>	<u>\$3,261,088.81</u>	<u>\$3,518,173.84</u>	<u>\$3,169,460.00</u>
Department <b>24 - Central Services</b>					
Division <b>000 - Dept Operations/Adminstrn</b>					
<i>Personal Services</i>					
6000	Regular Wages	237,726.24	253,008.00	262,681.00	262,681.00
6890	General Salary Provision	.00	10,578.00	.00	8,609.00
<i>Personal Services Totals</i>		<u>\$237,726.24</u>	<u>\$263,586.00</u>	<u>\$262,681.00</u>	<u>\$271,290.00</u>
<i>Equipment &amp; Capital Outlay</i>					
7033	Personal Computers	.00	.00	1,555.00	.00
7080	Other Equipment	.00	.00	872.00	.00
<i>Equipment &amp; Capital Outlay Totals</i>		<u>\$0.00</u>	<u>\$0.00</u>	<u>\$2,427.00</u>	<u>\$0.00</u>
<i>Contractual Expenses</i>					
7001	Employee Mileage Reimb	.00	250.00	200.00	150.00
7002	Transportation Reimbrsmnt	.00	250.00	200.00	.00
8191.E	Auctioneer eBay	.00	200.00	500.00	100.00
8291	Equipment Rental	30.30	.00	150.00	150.00
8410	Advertising	4,966.83	6,500.00	8,000.00	8,000.00
8511	Association Dues	.00	200.00	250.00	250.00
8520	Software	.00	2,050.00	2,050.00	5.00
8531.I	Postage Internal	395.88	800.00	800.00	600.00
8540	Minor Office Furn & Equip	1,493.83	1,911.16	.00	350.00
8543	Office Equipment Rental	884.88	935.00	935.00	935.00
8550.I	Office Supplies Internal	1,068.86	1,000.00	1,000.00	1,000.00
8560.I	Printing Internal	246.68	300.00	300.00	300.00
8611.I	Vehicle Fuel Internal	.00	200.00	.00	.00
<i>Contractual Expenses Totals</i>		<u>\$9,087.26</u>	<u>\$14,596.16</u>	<u>\$14,385.00</u>	<u>\$11,840.00</u>
<i>Fringe Benefits</i>					
6910	Retirement	39,584.58	42,453.00	42,919.00	34,512.00

Account	Account Description	2021 Actual Amount	2022 Amended Budget	2023 Department	2023 Budget Officer
<b>Fund A - General Fund</b>					
Department <b>24 - Central Services</b>					
Division <b>000 - Dept Operations/Adminstrn</b>					
<i>Fringe Benefits</i>					
6930	Social Security	17,180.14	19,356.00	20,096.00	20,096.00
6940	Workers Compensation	6,881.68	7,050.00	6,344.00	6,344.00
6950	Disability Insurance	304.72	282.00	352.00	352.00
6960	Health Insurance	60,800.64	52,492.00	80,177.00	63,479.00
6960.M	Health Insurance Part B	5,784.00	5,466.00	7,080.00	7,080.00
6960.R	Health Insurance Retirees	43,643.64	40,222.00	36,619.00	36,619.00
6968	In Lieu Of Health Ins	1,800.00	1,800.00	.00	.00
<i>Fringe Benefits Totals</i>		<u>\$175,979.40</u>	<u>\$169,121.00</u>	<u>\$193,587.00</u>	<u>\$168,482.00</u>
Division <b>000 - Dept Operations/Adminstrn Totals</b>		<u>\$422,792.90</u>	<u>\$447,303.16</u>	<u>\$473,080.00</u>	<u>\$451,612.00</u>
Division <b>241 - Central Stores</b>					
<i>Personal Services</i>					
6000	Regular Wages	46,602.99	44,773.00	47,210.00	47,210.00
<i>Personal Services Totals</i>		<u>\$46,602.99</u>	<u>\$44,773.00</u>	<u>\$47,210.00</u>	<u>\$47,210.00</u>
<i>Contractual Expenses</i>					
7241	Inventory Adjustment	1,205.17	2,500.00	2,500.00	2,500.00
8550.I	Office Supplies Internal	245.90	500.00	500.00	500.00
8560.I	Printing Internal	485.78	500.00	500.00	500.00
8611.I	Vehicle Fuel Internal	.00	300.00	.00	.00
<i>Contractual Expenses Totals</i>		<u>\$1,936.85</u>	<u>\$3,800.00</u>	<u>\$3,500.00</u>	<u>\$3,500.00</u>
<i>Fringe Benefits</i>					
6910	Retirement	7,595.82	8,191.00	9,112.00	7,327.00
6930	Social Security	3,346.76	3,464.00	3,612.00	3,612.00
6940	Workers Compensation	1,845.81	1,891.00	1,140.00	1,140.00
6950	Disability Insurance	82.04	71.00	71.00	71.00
6960	Health Insurance	9,357.36	8,079.00	9,759.00	7,727.00
<i>Fringe Benefits Totals</i>		<u>\$22,227.79</u>	<u>\$21,696.00</u>	<u>\$23,694.00</u>	<u>\$19,877.00</u>
Division <b>241 - Central Stores Totals</b>		<u>\$70,767.63</u>	<u>\$70,269.00</u>	<u>\$74,404.00</u>	<u>\$70,587.00</u>
Division <b>242 - Print Shop</b>					
<i>Personal Services</i>					
6000	Regular Wages	46,703.33	48,642.00	49,734.00	49,734.00
<i>Personal Services Totals</i>		<u>\$46,703.33</u>	<u>\$48,642.00</u>	<u>\$49,734.00</u>	<u>\$49,734.00</u>
<i>Contractual Expenses</i>					
8200	Departmental Supplies	34,242.27	36,851.20	43,000.00	43,000.00

Account	Account Description	2021 Actual Amount	2022 Amended Budget	2023 Department	2023 Budget Officer
<b>Fund A - General Fund</b>					
Department <b>24 - Central Services</b>					
Division <b>242 - Print Shop</b>					
<i>Contractual Expenses</i>					
8542	Office Equipment Repair	245.90	300.00	300.00	300.00
8543	Office Equipment Rental	12,756.60	13,250.00	21,036.00	21,036.00
8560.I	Printing Internal	141.06	150.00	150.00	150.00
<i>Contractual Expenses Totals</i>		<b>\$47,385.83</b>	<b>\$50,551.20</b>	<b>\$64,486.00</b>	<b>\$64,486.00</b>
<i>Fringe Benefits</i>					
6910	Retirement	7,996.54	8,800.00	9,599.00	7,719.00
6930	Social Security	3,132.17	3,722.00	3,805.00	3,805.00
6940	Workers Compensation	1,433.28	1,469.00	1,201.00	1,201.00
6950	Disability Insurance	70.32	71.00	71.00	71.00
6960	Health Insurance	26,591.16	22,958.00	26,901.00	21,299.00
6960.M	Health Insurance Part B	1,156.80	1,093.00	1,180.00	1,180.00
6960.R	Health Insurance Retirees	4,195.32	3,866.00	4,195.00	4,195.00
<i>Fringe Benefits Totals</i>		<b>\$44,575.59</b>	<b>\$41,979.00</b>	<b>\$46,952.00</b>	<b>\$39,470.00</b>
Division <b>242 - Print Shop Totals</b>		<b>\$138,664.75</b>	<b>\$141,172.20</b>	<b>\$161,172.00</b>	<b>\$153,690.00</b>
Division <b>243 - Central Mail</b>					
<i>Personal Services</i>					
6000	Regular Wages	42,391.82	45,161.00	46,064.00	46,064.00
<i>Personal Services Totals</i>		<b>\$42,391.82</b>	<b>\$45,161.00</b>	<b>\$46,064.00</b>	<b>\$46,064.00</b>
<i>Contractual Expenses</i>					
8200	Departmental Supplies	1,816.40	3,000.00	3,000.00	3,000.00
8294	Equipment Repairs	.00	300.00	300.00	.00
8531	Postage	192,765.00	200,000.00	220,000.00	220,000.00
8532	Other Shipping Charges	5,500.00	14,000.00	16,000.00	7,500.00
8543	Office Equipment Rental	12,588.00	13,370.00	12,588.00	12,588.00
8611.I	Vehicle Fuel Internal	967.93	1,000.00	1,750.00	1,200.00
8612.I	Vehicle Maintenance & Rep Internal	554.58	150.00	150.00	150.00
<i>Contractual Expenses Totals</i>		<b>\$214,191.91</b>	<b>\$231,820.00</b>	<b>\$253,788.00</b>	<b>\$244,438.00</b>
<i>Fringe Benefits</i>					
6910	Retirement	7,257.06	8,171.00	8,891.00	7,149.00
6930	Social Security	2,967.59	3,455.00	3,524.00	3,524.00
6940	Workers Compensation	1,283.43	1,315.00	1,112.00	1,112.00

Account	Account Description	2021 Actual Amount	2022 Amended Budget	2023 Department	2023 Budget Officer
<b>Fund A - General Fund</b>					
Department <b>24 - Central Services</b>					
Division <b>243 - Central Mail</b>					
<i>Fringe Benefits</i>					
6950	Disability Insurance	70.32	71.00	71.00	71.00
6960	Health Insurance	19,343.64	16,701.00	19,581.00	15,503.00
6960.M	Health Insurance Part B	1,928.00	1,093.00	2,360.00	2,360.00
6960.R	Health Insurance Retirees	10,770.04	14,311.00	8,391.00	8,391.00
<i>Fringe Benefits Totals</i>		<b>\$43,620.08</b>	<b>\$45,117.00</b>	<b>\$43,930.00</b>	<b>\$38,110.00</b>
Division <b>243 - Central Mail Totals</b>		<b>\$300,203.81</b>	<b>\$322,098.00</b>	<b>\$343,782.00</b>	<b>\$328,612.00</b>
Department <b>24 - Central Services Totals</b>		<b>\$932,429.09</b>	<b>\$980,842.36</b>	<b>\$1,052,438.00</b>	<b>\$1,004,501.00</b>
Department <b>25 - District Attorney</b>					
Division <b>000 - Dept Operations/Adminstrn</b>					
<i>Personal Services</i>					
6000	Regular Wages	3,291,017.66	3,526,414.25	3,875,196.30	3,875,197.00
6890	General Salary Provision	.00	469,526.00	.00	745,477.00
<i>Personal Services Totals</i>		<b>\$3,291,017.66</b>	<b>\$3,995,940.25</b>	<b>\$3,875,196.30</b>	<b>\$4,620,674.00</b>
<i>Equipment &amp; Capital Outlay</i>					
7010	Furniture & Furnishings	.00	35,397.00	6,506.00	13,622.00
7033	Personal Computers	4,001.96	8,433.88	2,510.00	8,485.00
7041	Cars & Light Trucks	23,802.45	53,713.75	.00	.00
7051	Communications Equipment	.00	3,700.00	3,886.00	3,886.00
<i>Equipment &amp; Capital Outlay Totals</i>		<b>\$27,804.41</b>	<b>\$101,244.63</b>	<b>\$12,902.00</b>	<b>\$25,993.00</b>
<i>Contractual Expenses</i>					
7001	Employee Mileage Reimb	8,872.30	16,000.00	18,000.00	18,000.00
7002	Transportation Reimbrsmnt	22.50	100.00	100.00	75.00
7005	Meal Reimb - No Overnight	.00	100.00	100.00	100.00
8110	Attorneys Fees	93,803.50	200,000.00	130,000.00	100,000.00
8112	Expert Witnesses	16,508.94	10,000.00	20,000.00	10,000.00
8113	Other Witnesses	3,673.47	5,000.00	5,000.00	3,000.00
8115	Transcripts/Stenography	48,792.30	85,500.00	80,000.00	60,000.00
8119	Expense Re Legal Service	3,871.44	5,000.00	5,000.00	3,500.00
8125	Lab Fees	507.00	8,000.00	2,000.00	1,250.00
8160	Data Processing Fees	25,575.00	17,500.00	13,320.00	213,968.00
8190	Other Professional Srv	46,819.80	20,000.00	27,000.00	22,000.00
8192	Translator	67.15	500.00	1,500.00	450.00

Account	Account Description	2021 Actual Amount	2022 Amended Budget	2023 Department	2023 Budget Officer
<b>Fund A - General Fund</b>					
Department <b>25 - District Attorney</b>					
Division <b>000 - Dept Operations/Adminstrn</b>					
<i>Contractual Expenses</i>					
8200	Departmental Supplies	1,766.00	1,500.00	3,000.00	1,500.00
8211	Food/Food Supplies	2,073.00	3,000.00	5,000.00	2,200.00
8221	Building Materials	1,205.01	10,750.00	7,000.00	3,500.00
8420	Telephone - Special Lines	1,241.00	1,300.00	1,400.00	1,400.00
8430	Printing - Special Jobs	2,408.50	3,500.00	5,000.00	3,000.00
8450	Travel & Transportation	2,161.26	10,000.00	10,000.00	5,000.00
8490	Misc Departmental Expense	.00	.00	1,500.00	300.00
8511	Association Dues	4,630.00	4,840.00	4,840.00	4,840.00
8512	Conference Fees	135.00	2,500.00	7,500.00	1,800.00
8512.ML	Conference Fees Meals & Lodging	66.00	.00	.00	100.00
8512.T	Conference Fees Travel	20.00	.00	.00	100.00
8513	Meeting Expenses	.00	.00	100.00	.00
8514	Publications	22,284.06	21,675.00	30,000.00	26,000.00
8516	Employee Testing/Crtfctn	2,885.00	6,345.00	4,750.00	4,375.00
8520	Software	6,511.60	12,156.00	4,785.00	14,122.00
8531	Postage	165.00	1,000.00	1,000.00	800.00
8531.I	Postage Internal	7,400.65	5,000.00	7,000.00	5,200.00
8532	Other Shipping Charges	414.43	2,500.00	2,000.00	1,500.00
8533	Telephone	17,175.90	19,000.00	24,000.00	22,200.00
8540	Minor Office Furn & Equip	6,746.85	4,563.08	5,000.00	2,000.00
8541	Office Equipment Maintnce	257.28	500.00	500.00	300.00
8542	Office Equipment Repair	.00	500.00	500.00	500.00
8543	Office Equipment Rental	3,190.44	4,000.00	5,104.00	5,104.00
8550	Office Supplies	5,191.29	5,000.00	6,500.00	6,000.00
8550.I	Office Supplies Internal	8,706.95	15,000.00	17,500.00	13,500.00
8560	Printing	31.00	150.00	200.00	75.00
8560.I	Printing Internal	1,065.56	2,000.00	2,500.00	2,000.00
8611.I	Vehicle Fuel Internal	4,359.64	5,750.00	12,075.00	8,625.00
8612.I	Vehicle Maintenance & Rep Internal	1,513.80	5,000.00	5,000.00	3,000.00
<i>Contractual Expenses Totals</i>		\$352,118.62	\$515,229.08	\$475,774.00	\$571,384.00

Account	Account Description	2021 Actual Amount	2022 Amended Budget	2023 Department	2023 Budget Officer
<b>Fund A - General Fund</b>					
Department <b>25 - District Attorney</b>					
Division <b>000 - Dept Operations/Adminstrn</b>					
<i>Fringe Benefits</i>					
6910	Retirement	430,889.44	318,340.81	471,936.91	379,490.00
6910.VDC	Retirement Retirement Defined Contribution	7,925.58	8,122.00	8,483.88	8,484.00
6930	Social Security	235,142.91	268,349.00	293,093.84	293,094.00
6940	Workers Compensation	93,558.02	95,842.00	92,809.00	92,809.00
6950	Disability Insurance	2,900.70	3,095.00	3,376.00	3,376.00
6960	Health Insurance	558,986.42	531,698.00	620,634.00	491,382.00
6960.M	Health Insurance Part B	15,231.20	14,210.00	15,929.00	15,929.00
6960.R	Health Insurance Retirees	84,838.15	71,153.00	110,592.00	110,592.00
6968	In Lieu Of Health Ins	15,600.00	14,400.00	15,600.00	14,400.00
<i>Fringe Benefits Totals</i>		\$1,445,072.42	\$1,325,209.81	\$1,632,454.63	\$1,409,556.00
Division <b>000 - Dept Operations/Adminstrn Totals</b>		\$5,116,013.11	\$5,937,623.77	\$5,996,326.93	\$6,627,607.00
Department <b>25 - District Attorney Totals</b>		\$5,116,013.11	\$5,937,623.77	\$5,996,326.93	\$6,627,607.00
Department <b>26 - Public Defender</b>					
Division <b>000 - Dept Operations/Adminstrn</b>					
<i>Personal Services</i>					
6000	Regular Wages	1,362,269.04	1,619,483.00	1,610,387.04	1,610,388.00
6890	General Salary Provision	.00	.00	.00	307,429.00
<i>Personal Services Totals</i>		\$1,362,269.04	\$1,619,483.00	\$1,610,387.04	\$1,917,817.00
<i>Equipment &amp; Capital Outlay</i>					
7010	Furniture & Furnishings	2,963.52	1,725.00	5,400.00	3,700.00
7033	Personal Computers	.00	1,160.00	2,280.00	2,410.00
<i>Equipment &amp; Capital Outlay Totals</i>		\$2,963.52	\$2,885.00	\$7,680.00	\$6,110.00
<i>Contractual Expenses</i>					
7001	Employee Mileage Reimb	3,101.90	12,000.00	21,600.00	15,000.00
7005	Meal Reimb - No Overnight	.00	.00	7,000.00	.00
8110	Attorneys Fees	47,970.25	20,000.00	20,000.00	10,000.00
8110.AD	Attorneys Fees Appellate Defender	17,947.50	50,000.00	38,000.00	38,000.00
8111	Litigation Consultants	34,298.43	60,000.00	60,000.00	60,000.00
8112	Expert Witnesses	7,823.51	40,000.00	20,000.00	20,000.00
8114	Process Service	6,395.00	8,000.00	5,000.00	5,000.00
8115	Transcripts/Stenography	16,637.60	10,000.00	13,000.00	13,000.00
8117	Investigators	5,867.60	25,000.00	20,000.00	10,000.00

Account	Account Description	2021 Actual Amount	2022 Amended Budget	2023 Department	2023 Budget Officer
<b>Fund A - General Fund</b>					
Department <b>26 - Public Defender</b>					
Division <b>000 - Dept Operations/Adminstrn</b>					
<i>Contractual Expenses</i>					
8119	Expense Re Legal Service	3,902.24	8,000.00	4,000.00	4,000.00
8125	Lab Fees	2,140.00	7,000.00	5,000.00	5,000.00
8150	Training Services	440.00	2,000.00	2,000.00	2,000.00
8160	Data Processing Fees	7,000.00	9,000.00	13,000.00	11,288.00
8160.I	Data Processing Fees Internal	1,067.20	2,000.00	2,000.00	1,502.00
8190	Other Professional Srv	.00	.00	1,000.00	.00
8192	Translator	.00	1,000.00	1,000.00	500.00
8200	Departmental Supplies	.00	500.00	500.00	.00
8490	Misc Departmental Expense	270.30	.00	.00	.00
8511	Association Dues	2,325.00	4,000.00	2,850.00	2,850.00
8512	Conference Fees	6,322.63	10,000.00	10,000.00	10,000.00
8512.ML	Conference Fees Meals & Lodging	.00	.00	7,000.00	5,000.00
8514	Publications	794.46	2,000.00	4,000.00	2,298.00
8516	Employee Testing/Crtfctn	40.00	450.00	260.00	160.00
8520	Software	3,317.00	3,500.00	1,700.00	820.00
8531	Postage	165.00	300.00	200.00	200.00
8531.I	Postage Internal	2,252.97	3,000.00	2,500.00	2,500.00
8533	Telephone	1,200.44	2,000.00	2,000.00	2,100.00
8533.I	Telephone Internal	1,301.48	2,500.00	2,100.00	2,100.00
8540	Minor Office Furn & Equip	.00	850.00	.00	2.00
8542	Office Equipment Repair	.00	600.00	.00	.00
8543	Office Equipment Rental	1,968.32	2,000.00	2,100.00	2,100.00
8550	Office Supplies	325.95	1,000.00	2,000.00	1,000.00
8550.I	Office Supplies Internal	3,414.14	5,000.00	5,000.00	3,000.00
8560	Printing	.00	100.00	500.00	100.00
8560.I	Printing Internal	544.22	600.00	1,000.00	600.00
<i>Contractual Expenses Totals</i>		<b>\$178,833.14</b>	<b>\$292,400.00</b>	<b>\$276,310.00</b>	<b>\$230,120.00</b>
<i>Fringe Benefits</i>					
6910	Retirement	156,345.61	189,669.00	212,631.66	170,980.00
6910.VDC	Retirement Retirement Defined Contribution	5,745.35	8,122.00	.00	.00
6930	Social Security	100,231.82	123,891.00	123,194.60	123,195.00

Account	Account Description	2021 Actual Amount	2022 Amended Budget	2023 Department	2023 Budget Officer
<b>Fund A - General Fund</b>					
Department <b>26 - Public Defender</b>					
Division <b>000 - Dept Operations/Adminstrn</b>					
<i>Fringe Benefits</i>					
6940	Workers Compensation	26,228.30	26,869.00	38,477.00	38,477.00
6950	Disability Insurance	1,084.10	1,266.00	1,196.00	1,196.00
6960	Health Insurance	210,065.12	216,725.00	305,088.00	241,551.00
6960.M	Health Insurance Part B	12,724.80	12,287.00	12,979.00	12,979.00
6960.R	Health Insurance Retirees	76,391.04	70,942.00	76,622.00	76,622.00
6968	In Lieu Of Health Ins	7,200.00	7,200.00	.00	.00
<i>Fringe Benefits Totals</i>		\$596,016.14	\$656,971.00	\$770,188.26	\$665,000.00
Division <b>000 - Dept Operations/Adminstrn Totals</b>		\$2,140,081.84	\$2,571,739.00	\$2,664,565.30	\$2,819,047.00
Department <b>26 - Public Defender Totals</b>		\$2,140,081.84	\$2,571,739.00	\$2,664,565.30	\$2,819,047.00
Department <b>27 - Coroners</b>					
Division <b>000 - Dept Operations/Adminstrn</b>					
<i>Personal Services</i>					
6000	Regular Wages	62,619.44	61,377.00	192,250.00	192,250.00
6890	General Salary Provision	.00	18,118.00	.00	.00
<i>Personal Services Totals</i>		\$62,619.44	\$79,495.00	\$192,250.00	\$192,250.00
<i>Contractual Expenses</i>					
7001	Employee Mileage Reimb	3,211.20	2,000.00	3,000.00	2,500.00
8120	Physicians	147,360.00	151,750.00	160,000.00	200,000.00
8125	Lab Fees	111,513.30	110,000.00	150,000.00	150,000.00
8128	Misc Medical Services	46,939.00	33,000.00	47,000.00	42,000.00
8129	Exp Related To Medical Sr	13,375.00	18,000.00	18,000.00	18,000.00
8200	Departmental Supplies	13,927.51	19,500.00	16,000.00	16,000.00
8450	Travel & Transportation	39,800.00	47,500.00	41,000.00	41,000.00
8511	Association Dues	.00	20.00	.00	.00
8512	Conference Fees	.00	.00	1,000.00	1,000.00
8512.T	Conference Fees Travel	.00	.00	500.00	.00
8531.I	Postage Internal	137.93	100.00	135.00	135.00
8540	Minor Office Furn & Equip	.00	.00	500.00	.00
8550.I	Office Supplies Internal	545.52	300.00	150.00	150.00
8560.I	Printing Internal	145.35	75.00	150.00	75.00
<i>Contractual Expenses Totals</i>		\$376,954.81	\$382,245.00	\$437,435.00	\$470,860.00



Account	Account Description	2021 Actual Amount	2022 Amended Budget	2023 Department	2023 Budget Officer
<b>Fund A - General Fund</b>					
Department <b>27 - Coroners</b>					
Division <b>000 - Dept Operations/Adminstrn</b>					
<i>Fringe Benefits</i>					
6910	Retirement	3,585.43	3,783.00	15,187.00	12,212.00
6930	Social Security	4,904.93	4,696.00	14,360.00	14,360.00
6940	Workers Compensation	1,856.39	1,902.00	4,643.00	4,643.00
6950	Disability Insurance	140.64	141.00	141.00	141.00
6960	Health Insurance	8,656.96	7,565.00	8,990.00	7,118.00
6960.M	Health Insurance Part B	1,156.80	830.00	1,180.00	1,180.00
6968	In Lieu Of Health Ins	1,800.00	1,800.00	1,950.00	1,800.00
<i>Fringe Benefits Totals</i>		<u>\$22,101.15</u>	<u>\$20,717.00</u>	<u>\$46,451.00</u>	<u>\$41,454.00</u>
Division <b>000 - Dept Operations/Adminstrn Totals</b>		<u>\$461,675.40</u>	<u>\$482,457.00</u>	<u>\$676,136.00</u>	<u>\$704,564.00</u>
Department <b>27 - Coroners Totals</b>		<u>\$461,675.40</u>	<u>\$482,457.00</u>	<u>\$676,136.00</u>	<u>\$704,564.00</u>
Department <b>28 - Conflict Defender</b>					
Division <b>000 - Dept Operations/Adminstrn</b>					
<i>Personal Services</i>					
6000	Regular Wages	294,651.28	340,775.00	359,664.00	359,664.00
6890	General Salary Provision	.00	7,698.00	248,911.00	241,981.00
<i>Personal Services Totals</i>		<u>\$294,651.28</u>	<u>\$348,473.00</u>	<u>\$608,575.00</u>	<u>\$601,645.00</u>
<i>Equipment &amp; Capital Outlay</i>					
7010	Furniture & Furnishings	5,879.27	9,000.00	3,595.00	3,700.00
7033	Personal Computers	2,043.30	2,000.00	1,255.00	2,410.00
<i>Equipment &amp; Capital Outlay Totals</i>		<u>\$7,922.57</u>	<u>\$11,000.00</u>	<u>\$4,850.00</u>	<u>\$6,110.00</u>
<i>Contractual Expenses</i>					
7001	Employee Mileage Reimb	735.21	4,000.00	5,000.00	4,392.00
8111	Litigation Consultants	14,440.00	50,000.00	25,000.00	15,000.00
8114	Process Service	1,221.70	10,000.00	4,000.00	3,400.00
8115	Transcripts/Stenography	1,462.45	6,000.00	10,000.00	5,000.00
8117	Investigators	1,448.64	10,000.00	45,000.00	30,001.00
8119	Expense Re Legal Service	1,883.48	500.00	500.00	500.00
8125	Lab Fees	780.00	2,000.00	7,000.00	3,360.00
8150	Training Services	.00	2,000.00	4,000.00	4,000.00
8160	Data Processing Fees	2,000.00	5,342.42	7,893.00	4,746.00
8192	Translator	.00	2,000.00	2,000.00	1,000.00
8200	Departmental Supplies	.00	1,000.00	1,000.00	500.00

Account	Account Description	2021 Actual Amount	2022 Amended Budget	2023 Department	2023 Budget Officer
<b>Fund A - General Fund</b>					
Department <b>28 - Conflict Defender</b>					
Division <b>000 - Dept Operations/Adminstrn</b>					
<i>Contractual Expenses</i>					
8221	Building Materials	6,125.25	.00	.00	.00
8511	Association Dues	.00	1,400.00	1,500.00	750.00
8512	Conference Fees	2,103.80	8,000.00	10,000.00	10,000.00
8512.ML	Conference Fees Meals & Lodging	.00	.00	4,821.00	4,821.00
8514	Publications	619.02	5,000.00	2,421.00	1,211.00
8516	Employee Testing/Crtfctn	.00	1,400.00	440.00	240.00
8520	Software	3,593.78	869.58	.00	3,770.00
8531	Postage	165.00	200.00	120.00	120.00
8531.I	Postage Internal	162.38	2,000.00	400.00	400.00
8533	Telephone	.00	288.00	1,116.00	1,116.00
8540	Minor Office Furn & Equip	.00	1,000.00	1,600.00	2.00
8543	Office Equipment Rental	243.00	1,000.00	1,500.00	1,195.00
8550	Office Supplies	.00	4,000.00	2,500.00	500.00
8550.I	Office Supplies Internal	2,131.45	2,500.00	2,500.00	2,500.00
8560	Printing	.00	.00	500.00	.00
8560.I	Printing Internal	149.55	1,000.00	1,000.00	500.00
<i>Contractual Expenses Totals</i>		<b>\$39,264.71</b>	<b>\$121,500.00</b>	<b>\$141,811.00</b>	<b>\$99,024.00</b>
<i>Fringe Benefits</i>					
6910	Retirement	40,245.32	47,081.00	56,508.00	45,439.00
6930	Social Security	21,612.95	26,070.00	27,515.00	27,515.00
6940	Workers Compensation	.00	.00	8,657.00	8,657.00
6950	Disability Insurance	228.54	282.00	282.00	282.00
6960	Health Insurance	35,317.77	51,365.00	52,011.00	41,179.00
6968	In Lieu Of Health Ins	1,800.00	1,800.00	1,950.00	1,800.00
<i>Fringe Benefits Totals</i>		<b>\$99,204.58</b>	<b>\$126,598.00</b>	<b>\$146,923.00</b>	<b>\$124,872.00</b>
Division <b>000 - Dept Operations/Adminstrn Totals</b>		<b>\$441,043.14</b>	<b>\$607,571.00</b>	<b>\$902,159.00</b>	<b>\$831,651.00</b>
Department <b>28 - Conflict Defender Totals</b>		<b>\$441,043.14</b>	<b>\$607,571.00</b>	<b>\$902,159.00</b>	<b>\$831,651.00</b>
Department <b>30 - Sheriff</b>					
Division <b>000 - Dept Operations/Adminstrn</b>					
<i>Personal Services</i>					
6000	Regular Wages	11,126,919.16	11,409,323.44	12,404,079.47	12,404,080.00
6810	Overtime	874,025.07	888,800.00	800,000.00	800,000.00

Account	Account Description	2021 Actual Amount	2022 Amended Budget	2023 Department	2023 Budget Officer
<b>Fund A - General Fund</b>					
Department <b>30 - Sheriff</b>					
Division <b>000 - Dept Operations/Adminstrn</b>					
<i>Personal Services</i>					
6890	General Salary Provision	.00	1,495,475.00	.00	555,383.00
<i>Personal Services Totals</i>		<b>\$12,000,944.23</b>	<b>\$13,793,598.44</b>	<b>\$13,204,079.47</b>	<b>\$13,759,463.00</b>
<i>Equipment &amp; Capital Outlay</i>					
7010	Furniture & Furnishings	.00	.00	.00	7,400.00
7032	Pc Networks	16,525.00	.00	.00	.00
7033	Personal Computers	135,758.74	128,472.35	110,557.00	30,909.00
7041	Cars & Light Trucks	692,537.54	1,541,079.29	1,024,000.00	472,003.00
7045	Trailers & Related Equip	.00	.00	16,000.00	1.00
7046	Vehicle Add-Ons	70,653.00	98,610.76	143,000.00	96,525.00
7051	Communications Equipment	30,912.90	2,106,000.00	.00	.00
7053	Medical Equipment	16,232.50	.00	.00	.00
7080	Other Equipment	28,856.49	462,366.00	237,000.00	237,000.00
<i>Equipment &amp; Capital Outlay Totals</i>		<b>\$991,476.17</b>	<b>\$4,336,528.40</b>	<b>\$1,530,557.00</b>	<b>\$843,838.00</b>
<i>Contractual Expenses</i>					
7003	Employee Lodging Reimb	.00	2,000.00	2,000.00	1,000.00
7004	Meal Reimb - Overnight	.00	1,000.00	1,000.00	500.00
7005	Meal Reimb - No Overnight	34.45	500.00	500.00	200.00
7007	Unrecipted Clothing Reimb	160,656.25	128,225.00	160,000.00	160,000.00
7008	Employee Tuition Reimb	200.00	1,600.00	1,000.00	1,000.00
7205	Dive Equipment > \$500	.00	12,450.00	5,000.00	.00
8128	Misc Medical Services	9,969.55	15,000.00	15,000.00	7,500.00
8150	Training Services	25,956.70	30,000.00	30,000.00	30,000.00
8160	Data Processing Fees	85,836.56	93,500.00	84,170.00	80,070.00
8190	Other Professional Srv	625.00	5,000.00	80,000.00	50,000.00
8190.K9I	Other Professional Srv K9 Internal	17,137.16	10,000.00	10,000.00	19,000.00
8192	Translator	427.50	500.00	500.00	500.00
8194	Fingerprinting	2,154.00	1,000.00	2,000.00	2,000.00
8200	Departmental Supplies	7,391.92	4,560.00	7,000.00	4,500.00
8221	Building Materials	2,554.09	1,000.00	1,000.00	.00
8222	Cleaning/Paper Supplies	371.70	.00	500.00	400.00

Account	Account Description	2021 Actual Amount	2022 Amended Budget	2023 Department	2023 Budget Officer
Fund	<b>A - General Fund</b>				
	Department <b>30 - Sheriff</b>				
	Division <b>000 - Dept Operations/Adminstrn</b>				
	<i>Contractual Expenses</i>				
8231	Police Supplies	134,563.95	149,014.86	208,000.00	134,503.00
8242	Consumable Medical Supply	.00	10,000.00	10,000.00	2,500.00
8252	Vehicle Parts & Supplies	2,092.76	.00	2,000.00	2,000.00
8291	Equipment Rental	4,908.00	4,500.00	5,000.00	4,908.00
8292	Equipment Inspections	.00	500.00	500.00	150.00
8293	Equipment Maintenance	31,377.14	51,000.00	51,000.00	41,850.00
8294	Equipment Repairs	1,680.00	1,500.00	1,500.00	1,500.00
8299	Misc Equipment Supplies	19,888.88	15,000.00	15,000.00	15,000.00
8400	Licenses & Permits	2,400.00	.00	.00	.00
8461	Building Component Mntce	.00	.00	8,000.00	7,080.00
8511	Association Dues	556.00	600.00	600.00	600.00
8512	Conference Fees	2,475.00	2,000.00	2,000.00	1,000.00
8512.ML	Conference Fees Meals & Lodging	1,214.25	750.00	2,000.00	650.00
8514	Publications	38,500.24	75,560.69	41,000.00	38,000.00
8515	Travel Expense	1,227.70	2,000.00	2,000.00	.00
8516	Employee Testing/Crtfctn	.00	1,000.00	.00	.00
8517	Employment Physicals	7,273.00	20,000.00	20,000.00	3,000.00
8517.I	Employment Physicals Internal	.00	.00	.00	17,000.00
8518	Uniform Expenses	100,024.36	53,933.43	100,000.00	130,000.00
8519	Personal Safety Supplies	672.63	2,282.00	2,000.00	1,000.00
8520	Software	54,546.25	884,000.00	633,408.00	587,788.00
8521	Minor IT Equipment	10,034.79	840.00	10,000.00	1,500.00
8531.I	Postage Internal	17,897.22	15,000.00	18,000.00	17,500.00
8533	Telephone	101,796.34	85,000.00	100,000.00	100,000.00
8535	Internet Service	22,950.32	25,000.00	25,000.00	25,000.00
8540	Minor Office Furn & Equip	7,256.86	.00	5,000.00	2,000.00
8542	Office Equipment Repair	53.45	.00	.00	.00
8543	Office Equipment Rental	5,141.14	4,000.00	5,000.00	5,000.00
8544	Minor Communications Equipment	2,378.60	.00	3,000.00	.00
8550	Office Supplies	5,985.93	3,000.00	4,000.00	3,000.00

Account	Account Description	2021 Actual Amount	2022 Amended Budget	2023 Department	2023 Budget Officer
<b>Fund A - General Fund</b>					
Department <b>30 - Sheriff</b>					
Division <b>000 - Dept Operations/Adminstrn</b>					
<i>Contractual Expenses</i>					
8550.I	Office Supplies Internal	22,979.66	15,000.00	15,000.00	15,000.00
8560	Printing	6,317.21	1,000.00	1,000.00	1,000.00
8560.I	Printing Internal	2,315.23	3,000.00	3,000.00	3,000.00
8611	Vehicle Fuel	211,756.67	345,000.00	315,000.00	317,000.00
8611.I	Vehicle Fuel Internal	144,670.59	185,000.00	180,000.00	180,000.00
8612	Vehicle Maintenance & Rep	13,587.16	5,000.00	5,000.00	5,000.00
8612.I	Vehicle Maintenance & Rep Internal	163,938.95	150,000.00	175,000.00	170,000.00
8613	Automobile Lease	.00	20,000.00	20,000.00	23,868.00
8619	Miscellaneous Vehicle Exp	31,588.31	48,586.61	67,600.00	5,000.00
9100	Claim Settlements	24,999.96	.00	.00	.00
<i>Contractual Expenses Totals</i>		\$1,512,363.43	\$2,485,402.59	\$2,455,278.00	\$2,219,067.00
<i>Fringe Benefits</i>					
6910	Retirement	2,348,119.45	2,030,105.54	2,491,269.93	2,003,262.00
6930	Social Security	866,924.30	886,894.00	941,874.17	941,875.00
6940	Workers Compensation	380,840.51	390,134.00	299,618.00	299,618.00
6950	Disability Insurance	10,568.51	11,041.00	11,815.00	11,815.00
6960	Health Insurance	2,290,846.67	2,074,400.66	2,427,901.00	1,922,269.00
6960.M	Health Insurance Part B	44,151.20	40,573.00	46,607.00	46,607.00
6960.R	Health Insurance Retirees	816,845.76	740,206.00	931,378.00	931,378.00
6968	In Lieu Of Health Ins	29,400.00	32,400.00	36,150.00	36,000.00
<i>Fringe Benefits Totals</i>		\$6,787,696.40	\$6,205,754.20	\$7,186,613.10	\$6,192,824.00
Division <b>000 - Dept Operations/Adminstrn Totals</b>		\$21,292,480.23	\$26,821,283.63	\$24,376,527.57	\$23,015,192.00
Division <b>301 - County Jail</b>					
<i>Personal Services</i>					
6000	Regular Wages	8,013,665.63	8,347,886.00	8,778,860.78	8,778,861.00
6810	Overtime	1,253,969.77	850,000.00	900,000.00	900,000.00
6890	General Salary Provision	.00	.00	.00	140,845.00
<i>Personal Services Totals</i>		\$9,267,635.40	\$9,197,886.00	\$9,678,860.78	\$9,819,706.00
<i>Equipment &amp; Capital Outlay</i>					
7010	Furniture & Furnishings	788.03	.00	.00	.00
7032	Pc Networks	5,362.78	7,408.00	7,000.00	1.00
7033	Personal Computers	17,233.82	.00	.00	1,205.00

Account	Account Description	2021 Actual Amount	2022 Amended Budget	2023 Department	2023 Budget Officer
Fund	<b>A - General Fund</b>				
	Department <b>30 - Sheriff</b>				
	Division <b>301 - County Jail</b>				
	<i>Equipment &amp; Capital Outlay</i>				
7052	Food Service Equipment	8,906.08	10,000.00	5,000.00	1.00
7070	Bldg Component Personalty	7,561.68	.00	.00	.00
7080	Other Equipment	.00	5,000.00	150,000.00	10,001.00
7093	Bldg - Construction Cost	715,142.50	1,447,917.00	2,392,500.00	1,000,000.00
7094	Bldg Components Realty	84,101.30	.00	.00	.00
7098	Prof Srv For Cap Purposes	14,200.00	10,000.00	20,000.00	50,000.00
	<i>Equipment &amp; Capital Outlay Totals</i>	<b>\$853,296.19</b>	<b>\$1,480,325.00</b>	<b>\$2,574,500.00</b>	<b>\$1,061,208.00</b>
	<i>Contractual Expenses</i>				
7005	Meal Reimb - No Overnight	761.83	500.00	500.00	500.00
7007	Unrecipted Clothing Reimb	60,906.25	90,000.00	90,000.00	90,000.00
7008	Employee Tuition Reimb	.00	.00	500.00	.00
8128	Misc Medical Services	18,003.57	5,000.00	20,000.00	16,000.00
8150	Training Services	60.00	.00	1,500.00	1,200.00
8160	Data Processing Fees	44,123.55	62,962.00	65,000.00	65,000.00
8190	Other Professional Srv	36,769.92	37,000.00	80,000.00	80,000.00
8200	Departmental Supplies	3,554.11	3,000.00	3,000.00	2,000.00
8211	Food/Food Supplies	241,289.52	254,000.00	225,000.00	210,000.00
8212	Clothing	10,981.65	8,139.20	8,000.00	8,000.00
8213	Linen Supplies	8,280.30	7,000.00	7,500.00	7,500.00
8221	Building Materials	32,684.90	26,228.00	20,000.00	.00
8222	Cleaning/Paper Supplies	42,114.78	40,000.00	42,500.00	42,500.00
8230	Inmate Supplies	5,212.16	2,000.00	4,000.00	3,000.00
8231	Police Supplies	3,752.43	4,530.00	15,000.00	10,000.00
8241	Prescription Drugs & Supl	262,169.98	369,000.00	240,000.00	240,000.00
8242	Consumable Medical Supply	26,625.31	20,000.00	22,500.00	22,500.00
8243	Minor Medical Equipment	328.25	1,000.00	6,000.00	2,000.00
8291	Equipment Rental	2,208.11	.00	.00	.00
8293	Equipment Maintenance	31,656.03	26,836.00	40,000.00	22,500.00
8294	Equipment Repairs	3,895.16	6,000.00	9,000.00	8,000.00
8299	Misc Equipment Supplies	.00	1,000.00	2,000.00	.00
8342	Hospital/Clinic Fees	180,725.15	217,000.00	130,000.00	130,000.00

Account	Account Description	2021 Actual Amount	2022 Amended Budget	2023 Department	2023 Budget Officer
Fund	<b>A - General Fund</b>				
	Department <b>30 - Sheriff</b>				
	Division <b>301 - County Jail</b>				
	<i>Contractual Expenses</i>				
8343	Doctors Fees	132,695.27	80,000.00	80,000.00	38,000.00
8344.1	Other Medical Services Nurses Fees	183,206.01	195,000.00	150,000.00	150,000.00
8349	Expenses Re Medical Srv	.00	.00	345,500.00	534,000.00
8400	Licenses & Permits	200.00	.00	.00	.00
8461	Building Component Mntce	15,523.75	.00	10,000.00	2,000.00
8462	Disposal Of Special Waste	2,123.75	750.00	2,500.00	750.00
8512	Conference Fees	1,050.00	1,400.00	4,000.00	2,000.00
8512.ML	Conference Fees Meals & Lodging	.00	1,000.00	5,000.00	1,500.00
8512.T	Conference Fees Travel	.00	.00	5,000.00	500.00
8514	Publications	419.06	450.00	500.00	500.00
8516	Employee Testing/Crtfctn	.00	.00	300.00	.00
8517	Employment Physicals	2,994.00	12,500.00	4,000.00	1,000.00
8517.I	Employment Physicals Internal	.00	.00	.00	3,000.00
8518	Uniform Expenses	20,000.00	42,355.37	20,000.00	12,500.00
8519	Personal Safety Supplies	.00	5,470.00	5,000.00	1,500.00
8520	Software	11,742.02	1,500.00	3,000.00	410.00
8521	Minor IT Equipment	2,662.61	.00	.00	.00
8531	Postage	.00	2,000.00	5,000.00	3,000.00
8531.I	Postage Internal	278.73	.00	.00	.00
8540	Minor Office Furn & Equip	7,192.58	5,500.00	4,000.00	1,500.00
8543	Office Equipment Rental	1,983.92	1,800.00	2,000.00	2,000.00
8544	Minor Communications Equipment	909.24	.00	.00	.00
8550	Office Supplies	1,575.96	800.00	1,500.00	1,500.00
8550.I	Office Supplies Internal	22,470.87	5,000.00	10,000.00	6,000.00
8560.I	Printing Internal	1,131.93	2,500.00	2,000.00	2,000.00
8622	Heating Expense	28,152.41	28,000.00	28,000.00	28,000.00
8623	Electricity	129,473.30	125,000.00	125,000.00	125,000.00
8625	Sewer Charges	19,950.00	17,500.00	21,000.00	21,000.00
8628	Refuse Removal	217.17	.00	.00	.00
9100	Claim Settlements	30,000.00	.00	.00	.00

Account	Account Description	2021 Actual Amount	2022 Amended Budget	2023 Department	2023 Budget Officer
<b>Fund A - General Fund</b>					
Department <b>30 - Sheriff</b>					
Division <b>301 - County Jail</b>					
<i>Contractual Expenses Totals</i>		\$1,632,055.54	\$1,709,720.57	\$1,865,300.00	\$1,898,360.00
<i>Fringe Benefits</i>					
6910	Retirement	1,673,275.80	1,417,897.54	1,718,218.49	1,381,641.00
6930	Social Security	666,237.35	670,973.00	671,583.55	671,584.00
6940	Workers Compensation	171,669.95	175,859.00	216,854.00	216,854.00
6950	Disability Insurance	8,895.48	9,933.00	9,546.36	9,547.00
6960	Health Insurance	1,828,944.51	1,549,157.00	1,873,463.00	1,483,298.00
6960.M	Health Insurance Part B	27,184.80	23,549.00	26,352.00	26,352.00
6960.R	Health Insurance Retirees	616,617.05	535,193.00	653,732.00	653,732.00
6968	In Lieu Of Health Ins	36,600.00	34,200.00	21,600.00	21,600.00
<i>Fringe Benefits Totals</i>		\$5,029,424.94	\$4,416,761.54	\$5,191,349.40	\$4,464,608.00
Division <b>301 - County Jail Totals</b>		\$16,782,412.07	\$16,804,693.11	\$19,310,010.18	\$17,243,882.00
Department <b>30 - Sheriff Totals</b>		\$38,074,892.30	\$43,625,976.74	\$43,686,537.75	\$40,259,074.00
Department <b>31 - Probation</b>					
Division <b>000 - Dept Operations/Adminstrn</b>					
<i>Personal Services</i>					
6000	Regular Wages	1,726,695.56	1,858,361.00	1,833,849.09	1,833,850.00
6810	Overtime	831.25	.00	.00	.00
<i>Personal Services Totals</i>		\$1,727,526.81	\$1,858,361.00	\$1,833,849.09	\$1,833,850.00
<i>Equipment &amp; Capital Outlay</i>					
7020	Office Equipment	.00	1,200.00	.00	.00
7033	Personal Computers	919.04	6,465.00	17,140.00	3.00
<i>Equipment &amp; Capital Outlay Totals</i>		\$919.04	\$7,665.00	\$17,140.00	\$3.00
<i>Contractual Expenses</i>					
7001	Employee Mileage Reimb	2,683.18	12,500.00	12,500.00	10,000.00
7734	Runaway Homeless Youth	182,021.96	180,895.00	196,323.00	196,323.00
8150	Training Services	.00	.00	850.00	850.00
8160	Data Processing Fees	11,076.96	14,913.00	15,605.00	15,605.00
8190	Other Professional Srv	2,134.00	.00	60.00	40.00
8192	Translator	340.00	400.00	400.00	400.00
8200	Departmental Supplies	3,785.98	6,000.00	4,500.00	6,000.00
8231	Police Supplies	.00	38,333.00	161.00	161.00
8511	Association Dues	700.00	700.00	750.00	750.00



Account	Account Description	2021 Actual Amount	2022 Amended Budget	2023 Department	2023 Budget Officer
<b>Fund A - General Fund</b>					
Department <b>31 - Probation</b>					
Division <b>000 - Dept Operations/Adminstrn</b>					
<i>Contractual Expenses</i>					
8514	Publications	.00	.00	600.00	600.00
8520	Software	.00	12,710.00	13,670.00	991.00
8531.I	Postage Internal	2,899.90	3,500.00	3,500.00	3,500.00
8533	Telephone	815.76	785.00	1,584.00	1,584.00
8540	Minor Office Furn & Equip	338.53	1,200.00	.00	.00
8542	Office Equipment Repair	.00	300.00	300.00	.00
8543	Office Equipment Rental	1,372.32	1,376.00	1,278.00	1,278.00
8550.I	Office Supplies Internal	4,186.45	4,500.00	4,500.00	4,500.00
8560.I	Printing Internal	121.51	250.00	650.00	650.00
8611.I	Vehicle Fuel Internal	1,219.79	2,000.00	2,000.00	2,000.00
8612.I	Vehicle Maintenance & Rep Internal	1,077.46	1,500.00	3,500.00	3,500.00
<i>Contractual Expenses Totals</i>		\$214,773.80	\$281,862.00	\$262,731.00	\$248,732.00
<i>Fringe Benefits</i>					
6910	Retirement	271,834.82	218,628.40	296,783.70	238,648.00
6930	Social Security	124,260.76	142,456.00	140,289.64	140,290.00
6940	Workers Compensation	52,803.89	54,092.00	44,258.00	44,258.00
6950	Disability Insurance	2,056.86	2,180.00	2,110.00	2,110.00
6960	Health Insurance	509,289.64	460,782.00	513,042.00	406,196.00
6960.M	Health Insurance Part B	9,254.40	8,745.00	9,439.00	9,439.00
6960.R	Health Insurance Retirees	56,794.12	41,406.00	65,662.00	65,662.00
6968	In Lieu Of Health Ins	3,600.00	1,800.00	1,950.00	1,800.00
<i>Fringe Benefits Totals</i>		\$1,029,894.49	\$930,089.40	\$1,073,534.34	\$908,403.00
Division <b>000 - Dept Operations/Adminstrn Totals</b>		\$2,973,114.14	\$3,077,977.40	\$3,187,254.43	\$2,990,988.00
Department <b>31 - Probation Totals</b>		\$2,973,114.14	\$3,077,977.40	\$3,187,254.43	\$2,990,988.00
Department <b>33 - STOP DWI</b>					
Division <b>000 - Dept Operations/Adminstrn</b>					
<i>Personal Services</i>					
6000	Regular Wages	12,111.06	15,300.00	15,000.00	15,000.00
6890	General Salary Provision	.00	.00	.00	(11,301.00)
<i>Personal Services Totals</i>		\$12,111.06	\$15,300.00	\$15,000.00	\$3,699.00
<i>Equipment &amp; Capital Outlay</i>					
7080	Other Equipment	3,000.00	3,000.00	6,500.00	6,500.00

Account	Account Description	2021 Actual Amount	2022 Amended Budget	2023 Department	2023 Budget Officer
<b>Fund A - General Fund</b>					
Department <b>33 - STOP DWI</b>					
Division <b>000 - Dept Operations/Adminstrn</b>					
<i>Equipment &amp; Capital Outlay</i>					
<i>Equipment &amp; Capital Outlay Totals</i>		\$3,000.00	\$3,000.00	\$6,500.00	\$6,500.00
<i>Contractual Expenses</i>					
7001	Employee Mileage Reimb	34.72	158.00	200.00	200.00
7330	Stop Dwi Grants	81,211.34	102,050.00	137,950.00	137,950.00
7330.I	Stop Dwi Grants Internal	128,095.93	129,200.00	156,525.00	156,525.00
8190	Other Professional Srv	.00	5,000.00	5,000.00	5,000.00
8200	Departmental Supplies	.00	100.00	.00	.00
8511	Association Dues	954.08	1,100.00	1,100.00	1,100.00
8512.ML	Conference Fees Meals & Lodging	.00	3,200.00	4,000.00	4,000.00
8512.T	Conference Fees Travel	.00	2,120.00	4,500.00	4,500.00
8531.I	Postage Internal	46.62	60.00	.00	.00
8533.I	Telephone Internal	120.00	120.00	.00	.00
8550.I	Office Supplies Internal	34.56	150.00	.00	.00
8560.I	Printing Internal	.00	200.00	500.00	500.00
<i>Contractual Expenses Totals</i>		\$210,497.25	\$243,458.00	\$309,775.00	\$309,775.00
<i>Fringe Benefits</i>					
6930	Social Security	423.69	1,171.00	1,148.00	1,148.00
6940	Workers Compensation	493.63	506.00	362.00	362.00
6950	Disability Insurance	35.16	71.00	71.00	71.00
<i>Fringe Benefits Totals</i>		\$952.48	\$1,748.00	\$1,581.00	\$1,581.00
Division <b>000 - Dept Operations/Adminstrn Totals</b>		\$226,560.79	\$263,506.00	\$332,856.00	\$321,555.00
Department <b>33 - STOP DWI Totals</b>		\$226,560.79	\$263,506.00	\$332,856.00	\$321,555.00
Department <b>35 - Animal Shelter</b>					
Division <b>000 - Dept Operations/Adminstrn</b>					
<i>Personal Services</i>					
6000	Regular Wages	904,481.77	915,141.00	990,750.01	990,751.00
6810	Overtime	23,735.54	.00	.00	.00
6890	General Salary Provision	.00	86,999.00	.00	77,269.00
<i>Personal Services Totals</i>		\$928,217.31	\$1,002,140.00	\$990,750.01	\$1,068,020.00
<i>Equipment &amp; Capital Outlay</i>					
7020	Office Equipment	.00	.00	1,000.00	.00

Account	Account Description	2021 Actual Amount	2022 Amended Budget	2023 Department	2023 Budget Officer
<b>Fund A - General Fund</b>					
Department <b>35 - Animal Shelter</b>					
Division <b>000 - Dept Operations/Adminstrn</b>					
<i>Equipment &amp; Capital Outlay</i>					
7033	Personal Computers	5,131.98	855.00	4,480.00	1.00
7053	Medical Equipment	.00	.00	5,000.00	.00
7070	Bldg Component Personalty	.00	14,989.00	.00	.00
7080	Other Equipment	2,285.00	.00	30,000.00	30,000.00
7094	Bldg Components Realty	.00	85,285.00	25,000.00	25,000.00
7098	Prof Srv For Cap Purposes	.00	69,902.00	.00	.00
<i>Equipment &amp; Capital Outlay Totals</i>		<b>\$7,416.98</b>	<b>\$171,031.00</b>	<b>\$65,480.00</b>	<b>\$55,001.00</b>
<i>Contractual Expenses</i>					
7001	Employee Mileage Reimb	390.80	500.00	1,500.00	800.00
7002	Transportation Reimbrsmnt	.00	20.00	20.00	20.00
7005	Meal Reimb - No Overnight	.00	30.00	240.00	240.00
7008	Employee Tuition Reimb	6,983.20	7,500.00	7,500.00	7,500.00
8114	Process Service	.00	200.00	200.00	.00
8125	Lab Fees	103.95	100.00	150.00	150.00
8200	Departmental Supplies	2,571.96	1,500.00	3,000.00	3,000.00
8211	Food/Food Supplies	.00	100.00	100.00	.00
8221	Building Materials	361.04	500.00	1,000.00	500.00
8222	Cleaning/Paper Supplies	5,804.91	6,000.00	9,500.00	8,000.00
8232	Animal Food/Supplies	31,922.13	40,000.00	40,000.00	38,000.00
8241	Prescription Drugs & Supl	68,994.91	80,000.00	93,500.00	90,000.00
8242	Consumable Medical Supply	26,149.25	18,000.00	36,000.00	36,000.00
8243	Minor Medical Equipment	1,789.35	1,500.00	1,800.00	1,800.00
8291	Equipment Rental	578.87	500.00	750.00	750.00
8292	Equipment Inspections	2,835.00	1,200.00	3,100.00	3,100.00
8293	Equipment Maintenance	5,348.88	5,000.00	5,900.00	4,000.00
8294	Equipment Repairs	14,738.90	12,500.00	15,000.00	15,000.00
8295	Small Power Tools	.00	.00	200.00	.00
8296	Hand Tools	222.88	.00	200.00	.00
8299	Misc Equipment Supplies	756.43	1,000.00	4,000.00	1,000.00
8340	Gen Med Srv To Clients	1,026.94	6,950.00	9,500.00	5,000.00

Account	Account Description	2021 Actual Amount	2022 Amended Budget	2023 Department	2023 Budget Officer
<b>Fund A - General Fund</b>					
Department <b>35 - Animal Shelter</b>					
Division <b>000 - Dept Operations/Adminstrn</b>					
<i>Contractual Expenses</i>					
8342	Hospital/Clinic Fees	.00	.00	5,000.00	5,000.00
8343	Doctors Fees	3,325.82	4,000.00	10,000.00	10,000.00
8400	Licenses & Permits	160.00	300.00	300.00	300.00
8410	Advertising	140.00	250.00	250.00	250.00
8461	Building Component Mntce	15,395.47	14,432.25	15,000.00	2,500.00
8462	Disposal Of Special Waste	37.80	50.00	100.00	100.00
8511	Association Dues	900.00	900.00	1,000.00	1,000.00
8512	Conference Fees	.00	150.00	250.00	250.00
8518	Uniform Expenses	413.35	750.00	750.00	500.00
8519	Personal Safety Supplies	.00	100.00	100.00	.00
8520	Software	5,683.04	4,030.00	3,500.00	3,207.00
8521	Minor IT Equipment	68.22	.00	.00	.00
8531.I	Postage Internal	892.68	750.00	1,000.00	1,000.00
8533	Telephone	2,596.17	2,400.00	3,000.00	3,000.00
8540	Minor Office Furn & Equip	393.00	850.00	500.00	2.00
8543	Office Equipment Rental	589.45	600.00	600.00	600.00
8550.I	Office Supplies Internal	5,339.44	2,500.00	5,500.00	4,500.00
8560	Printing	224.00	750.00	750.00	250.00
8560.I	Printing Internal	93.37	200.00	250.00	100.00
8611.I	Vehicle Fuel Internal	56.47	250.00	500.00	500.00
8612.I	Vehicle Maintenance & Rep Internal	435.67	1,000.00	1,000.00	1,000.00
8622	Heating Expense	23,102.21	25,000.00	30,000.00	27,500.00
8623	Electricity	41,969.06	40,000.00	45,000.00	45,000.00
8627	Bldg Maintenance Supplies	75.34	.00	100.00	100.00
8628	Refuse Removal	3,205.86	2,000.00	3,500.00	1,200.00
<i>Contractual Expenses Totals</i>		\$275,675.82	\$284,362.25	\$361,110.00	\$322,719.00
<i>Fringe Benefits</i>					
6910	Retirement	105,733.70	114,465.00	100,052.47	80,453.00
6930	Social Security	68,371.73	70,009.00	75,792.78	75,793.00
6940	Workers Compensation	18,221.86	18,667.00	23,848.00	23,848.00
6950	Disability Insurance	1,517.74	1,548.00	1,548.00	1,548.00

Account	Account Description	2021 Actual Amount	2022 Amended Budget	2023 Department	2023 Budget Officer
<b>Fund A - General Fund</b>					
Department <b>35 - Animal Shelter</b>					
Division <b>000 - Dept Operations/Adminstrn</b>					
<i>Fringe Benefits</i>					
6960	Health Insurance	137,093.82	112,887.00	180,363.00	142,801.00
6960.M	Health Insurance Part B	1,156.80	1,356.00	1,180.00	1,180.00
6960.R	Health Insurance Retirees	15,528.84	14,311.00	15,642.00	15,642.00
6968	In Lieu Of Health Ins	3,300.00	5,400.00	3,900.00	3,600.00
<i>Fringe Benefits Totals</i>		<u>\$350,924.49</u>	<u>\$338,643.00</u>	<u>\$402,326.25</u>	<u>\$344,865.00</u>
Division <b>000 - Dept Operations/Adminstrn Totals</b>		<u>\$1,562,234.60</u>	<u>\$1,796,176.25</u>	<u>\$1,819,666.26</u>	<u>\$1,790,605.00</u>
Department <b>35 - Animal Shelter Totals</b>		<u>\$1,562,234.60</u>	<u>\$1,796,176.25</u>	<u>\$1,819,666.26</u>	<u>\$1,790,605.00</u>
Department <b>36 - Emergency Services</b>					
Division <b>000 - Dept Operations/Adminstrn</b>					
<i>Personal Services</i>					
6000	Regular Wages	270,452.61	281,173.00	249,418.00	249,418.00
6810	Overtime	20,323.30	.00	.00	.00
<i>Personal Services Totals</i>		<u>\$290,775.91</u>	<u>\$281,173.00</u>	<u>\$249,418.00</u>	<u>\$249,418.00</u>
<i>Equipment &amp; Capital Outlay</i>					
7032	Pc Networks	.00	41,285.00	.00	.00
7033	Personal Computers	.00	.00	22,510.00	.00
7041	Cars & Light Trucks	.00	30,000.00	.00	.00
7051	Communications Equipment	3,465.46	4,549,065.00	.00	.00
7053	Medical Equipment	.00	.00	.00	20,000.00
7080	Other Equipment	2,265.25	20,211.00	.00	.00
7093	Bldg - Construction Cost	.00	359,533.00	.00	.00
7098	Prof Srv For Cap Purposes	.00	5,733.00	.00	.00
<i>Equipment &amp; Capital Outlay Totals</i>		<u>\$5,730.71</u>	<u>\$5,005,827.00</u>	<u>\$22,510.00</u>	<u>\$20,000.00</u>
<i>Contractual Expenses</i>					
7001	Employee Mileage Reimb	5,803.84	7,870.00	4,000.00	50.00
7361	Combustables	1,980.67	4,000.00	4,500.00	2,000.00
8160	Data Processing Fees	.00	400.00	400.00	.00
8190	Other Professional Srv	77,859.02	94,194.00	79,755.00	79,755.00
8221	Building Materials	1,354.47	.00	.00	.00
8242	Consumable Medical Supply	1,935.00	.00	.00	.00
8251	Highway Supplies	.00	15,467.00	.00	.00
8293	Equipment Maintenance	601,114.43	476,955.00	809,603.00	420,144.00

Account	Account Description	2021 Actual Amount	2022 Amended Budget	2023 Department	2023 Budget Officer
Fund <b>A - General Fund</b>					
Department <b>36 - Emergency Services</b>					
Division <b>000 - Dept Operations/Adminstrn</b>					
<i>Contractual Expenses</i>					
8294	Equipment Repairs	6,932.20	7,200.00	5,000.00	5,000.00
8299	Misc Equipment Supplies	2,170.19	274.13	.00	.00
8400	Licenses & Permits	.00	800.00	.00	.00
8461	Building Component Mntce	1,824.40	1,020.00	1,044.00	1,044.00
8490	Misc Departmental Expense	1,000.00	262.00	.00	.00
8511	Association Dues	.00	25.00	25.00	25.00
8520	Software	50,820.06	50,410.00	53,480.00	50,001.00
8521	Minor IT Equipment	44.96	.00	.00	.00
8531.I	Postage Internal	29.03	100.00	100.00	75.00
8533	Telephone	19,466.24	36,000.00	13,800.00	13,800.00
8534	Paging/Answering Service	498.96	680.00	552.00	552.00
8535	Internet Service	14,101.96	28,840.00	20,336.00	20,336.00
8550.I	Office Supplies Internal	130.13	500.00	500.00	300.00
8560.I	Printing Internal	.00	100.00	100.00	100.00
8611.I	Vehicle Fuel Internal	5,263.42	10,750.00	10,000.00	7,500.00
8612.I	Vehicle Maintenance & Rep Internal	4,909.76	3,560.00	1,500.00	1,500.00
8621	Rent Of Space	44,350.00	42,150.00	42,150.00	42,150.00
8623	Electricity	37,645.30	45,000.00	45,000.00	45,000.00
8725	EMS Council	43,000.00	43,000.00	43,000.00	43,000.00
<i>Contractual Expenses Totals</i>		<b>\$922,234.04</b>	<b>\$869,557.13</b>	<b>\$1,134,845.00</b>	<b>\$732,332.00</b>
<i>Fringe Benefits</i>					
6910	Retirement	29,341.12	36,598.00	33,742.00	27,132.00
6930	Social Security	21,688.80	21,510.00	19,081.00	19,081.00
6940	Workers Compensation	5,862.69	6,006.00	6,023.00	6,023.00
6950	Disability Insurance	293.00	352.00	282.00	282.00
6960	Health Insurance	35,497.05	51,913.00	38,163.00	30,215.00
6960.M	Health Insurance Part B	2,024.40	2,186.00	1,180.00	1,180.00
6960.R	Health Insurance Retirees	7,691.42	7,733.00	4,195.00	4,195.00
6968	In Lieu Of Health Ins	600.00	.00	.00	.00
<i>Fringe Benefits Totals</i>		<b>\$102,998.48</b>	<b>\$126,298.00</b>	<b>\$102,666.00</b>	<b>\$88,108.00</b>
Division <b>000 - Dept Operations/Adminstrn Totals</b>		<b>\$1,321,739.14</b>	<b>\$6,282,855.13</b>	<b>\$1,509,439.00</b>	<b>\$1,089,858.00</b>

Account	Account Description	2021 Actual Amount	2022 Amended Budget	2023 Department	2023 Budget Officer
<b>Fund A - General Fund</b>					
Department <b>36 - Emergency Services</b>					
Division <b>361 - Central Communications</b>					
<i>Contractual Expenses</i>					
8533	Telephone	7,571.17	640.00	640.00	640.00
<i>Contractual Expenses Totals</i>		<b>\$7,571.17</b>	<b>\$640.00</b>	<b>\$640.00</b>	<b>\$640.00</b>
<i>Fringe Benefits</i>					
6940	Workers Compensation	1,423.58	1,459.00	.00	.00
6960.M	Health Insurance Part B	1,156.80	1,093.00	1,180.00	1,180.00
6960.R	Health Insurance Retirees	4,195.32	3,866.00	4,195.00	4,195.00
<i>Fringe Benefits Totals</i>		<b>\$6,775.70</b>	<b>\$6,418.00</b>	<b>\$5,375.00</b>	<b>\$5,375.00</b>
Division <b>361 - Central Communications Totals</b>		<b>\$14,346.87</b>	<b>\$7,058.00</b>	<b>\$6,015.00</b>	<b>\$6,015.00</b>
Division <b>362 - E911 System</b>					
<i>Contractual Expenses</i>					
8293	Equipment Maintenance	.00	45,283.00	.00	.00
8420	Telephone - Special Lines	51,769.69	60,000.00	64,800.00	64,800.00
8520	Software	.00	4,950.00	33,566.00	33,566.00
<i>Contractual Expenses Totals</i>		<b>\$51,769.69</b>	<b>\$110,233.00</b>	<b>\$98,366.00</b>	<b>\$98,366.00</b>
Division <b>362 - E911 System Totals</b>		<b>\$51,769.69</b>	<b>\$110,233.00</b>	<b>\$98,366.00</b>	<b>\$98,366.00</b>
Division <b>363 - Fire Advisory Board</b>					
<i>Personal Services</i>					
6000	Regular Wages	72,422.13	73,566.00	76,838.90	76,839.00
6890	General Salary Provision	.00	.00	.00	36,000.00
<i>Personal Services Totals</i>		<b>\$72,422.13</b>	<b>\$73,566.00</b>	<b>\$76,838.90</b>	<b>\$112,839.00</b>
<i>Equipment &amp; Capital Outlay</i>					
7093	Bldg - Construction Cost	.00	.00	25,000.00	1.00
<i>Equipment &amp; Capital Outlay Totals</i>		<b>\$0.00</b>	<b>\$0.00</b>	<b>\$25,000.00</b>	<b>\$1.00</b>
<i>Contractual Expenses</i>					
7001	Employee Mileage Reimb	203.83	381.00	300.00	300.00
7361	Combustibles	3,396.42	3,000.00	4,000.00	2,675.00
8150	Training Services	1,024.66	5,000.00	5,675.00	5,675.00
8190	Other Professional Srv	7,896.52	48,750.00	38,750.00	8,750.00
8200	Departmental Supplies	82.16	100.00	3,708.00	1,058.00
8221	Building Materials	524.48	450.00	900.00	200.00
8293	Equipment Maintenance	1,666.64	5,686.00	7,000.00	4,000.00
8294	Equipment Repairs	16,991.76	2,500.00	2,500.00	2,500.00
8296	Hand Tools	.00	.00	500.00	.00

Account	Account Description	2021 Actual Amount	2022 Amended Budget	2023 Department	2023 Budget Officer
<b>Fund A - General Fund</b>					
Department <b>36 - Emergency Services</b>					
Division <b>363 - Fire Advisory Board</b>					
<i>Contractual Expenses</i>					
8299	Misc Equipment Supplies	.00	47.00	.00	.00
8461	Building Component Mntce	.00	.00	18,500.00	8,000.00
8490	Misc Departmental Expense	158.89	234.00	480.00	480.00
8511	Association Dues	365.00	465.00	415.00	415.00
8512	Conference Fees	.00	.00	600.00	600.00
8512.ML	Conference Fees Meals & Lodging	.00	.00	1,120.00	1,120.00
8514	Publications	1,345.50	1,915.00	4,435.00	4,435.00
8518	Uniform Expenses	.00	3,000.00	3,000.00	.00
8531.I	Postage Internal	20.96	20.00	20.00	20.00
8533	Telephone	1,233.07	1,250.00	1,400.00	1,400.00
8534	Paging/Answering Service	353.27	.00	.00	.00
8543	Office Equipment Rental	353.90	310.00	310.00	310.00
8550.I	Office Supplies Internal	210.09	400.00	400.00	400.00
8560.I	Printing Internal	.00	.00	100.00	.00
8611.I	Vehicle Fuel Internal	2,210.07	3,250.00	3,250.00	3,250.00
8614	Mileage Reimb Volunteers	9,810.87	9,750.00	10,000.00	10,000.00
8621	Rent Of Space	.00	30,000.00	.00	30,000.00
8623	Electricity	11,414.24	16,000.00	15,655.00	15,655.00
8625	Sewer Charges	331.50	400.00	550.00	550.00
8628	Refuse Removal	1,538.38	1,557.00	1,750.00	1,750.00
8639	Misc Insurance Premiums	348,175.98	354,416.00	279,997.00	279,997.00
<i>Contractual Expenses Totals</i>		<b>\$409,308.19</b>	<b>\$488,881.00</b>	<b>\$405,315.00</b>	<b>\$383,540.00</b>
<i>Fringe Benefits</i>					
6910	Retirement	12,394.91	13,309.00	14,830.39	11,925.00
6930	Social Security	5,427.51	5,628.00	5,878.77	5,879.00
6940	Workers Compensation	2,138.46	2,191.00	1,812.00	1,812.00
6950	Disability Insurance	70.32	71.00	71.00	71.00
6960	Health Insurance	21,644.88	18,687.00	21,910.00	17,347.00
<i>Fringe Benefits Totals</i>		<b>\$41,676.08</b>	<b>\$39,886.00</b>	<b>\$44,502.16</b>	<b>\$37,034.00</b>
Division <b>363 - Fire Advisory Board Totals</b>		<b>\$523,406.40</b>	<b>\$602,333.00</b>	<b>\$551,656.06</b>	<b>\$533,414.00</b>



Account	Account Description	2021 Actual Amount	2022 Amended Budget	2023 Department	2023 Budget Officer
<b>Fund A - General Fund</b>					
Department <b>36 - Emergency Services</b>					
Division <b>366 - Dprtmnt Of Homeland Sec</b>					
<i>Equipment &amp; Capital Outlay</i>					
7020	Office Equipment	1,980.00	.00	.00	.00
7032	Pc Networks	1,787.23	8,000.00	.00	.00
7033	Personal Computers	39,569.29	85,500.00	83,500.00	.00
7041	Cars & Light Trucks	241,815.00	157,499.50	.00	.00
7045	Trailers & Related Equip	.00	5,000.00	9,082.00	.00
7051	Communications Equipment	86,944.50	1,336,250.84	71,456.00	.00
7053	Medical Equipment	.00	10,000.00	10,000.00	.00
7070	Bldg Component Personalty	990.20	.00	.00	.00
7080	Other Equipment	77,928.48	227,273.51	170,457.00	.00
<i>Equipment &amp; Capital Outlay Totals</i>		\$451,014.70	\$1,829,523.85	\$344,495.00	\$0.00
<i>Contractual Expenses</i>					
8150	Training Services	10,440.64	.00	1,000.00	.00
8160	Data Processing Fees	1,556.10	.00	.00	.00
8190	Other Professional Srv	183,861.42	72,000.00	165,100.00	.00
8200	Departmental Supplies	438.36	23,000.00	86,616.00	.00
8205	Dive Equipment < \$500	3,775.00	.00	.00	.00
8241	Prescription Drugs & Supl	.00	1,950.00	11,950.00	.00
8262	Client Outreach Supplies	.00	23,000.00	23,000.00	.00
8291	Equipment Rental	.00	1,982.00	2,155.00	.00
8293	Equipment Maintenance	225,201.62	725,928.00	10,000.00	.00
8294	Equipment Repairs	10,270.70	60,221.00	.00	.00
8299	Misc Equipment Supplies	13,508.83	1,792.00	.00	.00
8490	Misc Departmental Expense	1,471.38	.00	.00	.00
8519	Personal Safety Supplies	19,230.00	95,446.00	.00	.00
8520	Software	173,150.50	53,412.00	.00	.00
8521	Minor IT Equipment	495.87	.00	.00	.00
8533	Telephone	12,914.65	2,080.00	12,650.00	1,932.00
8535	Internet Service	2,800.00	11,850.00	.00	.00
8543	Office Equipment Rental	544.77	509.00	.00	540.00
8544	Minor Communications Equipment	268.00	28,999.00	.00	.00
8550	Office Supplies	170.00	.00	.00	.00

Account	Account Description	2021 Actual Amount	2022 Amended Budget	2023 Department	2023 Budget Officer
<b>Fund A - General Fund</b>					
Department <b>36 - Emergency Services</b>					
Division <b>366 - Dprtmnt Of Homeland Sec</b>					
<i>Contractual Expenses</i>					
<i>Contractual Expenses Totals</i>		\$660,097.84	\$1,102,169.00	\$312,471.00	\$2,472.00
Division <b>366 - Dprtmnt Of Homeland Sec Totals</b>		\$1,111,112.54	\$2,931,692.85	\$656,966.00	\$2,472.00
Department <b>36 - Emergency Services Totals</b>		\$3,022,374.64	\$9,934,171.98	\$2,822,442.06	\$1,730,125.00
Department <b>40 - Department of Health</b>					
Division <b>000 - Dept Operations/Adminstrn</b>					
<i>Personal Services</i>					
6000	Regular Wages	670,836.74	448,543.00	526,884.00	532,488.00
6810	Overtime	46,746.13	.00	.00	.00
6890	General Salary Provision	.00	110,141.00	.00	.00
<i>Personal Services Totals</i>		\$717,582.87	\$558,684.00	\$526,884.00	\$532,488.00
<i>Equipment &amp; Capital Outlay</i>					
7033	Personal Computers	.00	855.00	.00	1.00
<i>Equipment &amp; Capital Outlay Totals</i>		\$0.00	\$855.00	\$0.00	\$1.00
<i>Contractual Expenses</i>					
7001	Employee Mileage Reimb	45.36	.00	.00	.00
8120	Physicians	3,950.04	.00	.00	.00
8160	Data Processing Fees	8,388.00	8,388.00	5,988.00	5,988.00
8200	Departmental Supplies	2,910.13	2,900.00	.00	.00
8400	Licenses & Permits	.00	200.00	.00	.00
8410	Advertising	4,355.00	.00	.00	.00
8511	Association Dues	6,099.98	5,040.00	5,626.00	5,626.00
8516	Employee Testing/Crtfctn	210.00	.00	.00	.00
8520	Software	827.08	15,170.00	410.00	37.00
8531.I	Postage Internal	111.53	50.00	200.00	200.00
8533	Telephone	949.45	800.00	420.00	420.00
8540	Minor Office Furn & Equip	.00	175.00	.00	1.00
8543	Office Equipment Rental	113.32	380.00	180.00	180.00
8550	Office Supplies	91.80	.00	.00	.00
8550.I	Office Supplies Internal	747.62	1,000.00	1,000.00	1,000.00
8611.I	Vehicle Fuel Internal	1,543.53	1,500.00	3,500.00	2,000.00
8612.I	Vehicle Maintenance & Rep Internal	1,464.41	4,000.00	3,500.00	3,500.00

Account	Account Description	2021 Actual Amount	2022 Amended Budget	2023 Department	2023 Budget Officer
<b>Fund A - General Fund</b>					
Department <b>40 - Department of Health</b>					
Division <b>000 - Dept Operations/Adminstrn</b>					
<i>Contractual Expenses</i>					
8631.I	Real Property Coverage Internal	1,447.00	2,249.00	2,437.00	2,437.00
8635.I	Automobile Insurance Internal	3,273.00	.00	.00	.00
8636.I	General Liability Ins Internal	2,441.00	6,016.00	6,322.00	6,322.00
8638.I	Excess Liability Ins Internal	18,129.00	23,535.00	28,018.00	28,018.00
<i>Contractual Expenses Totals</i>		<b>\$57,097.25</b>	<b>\$71,403.00</b>	<b>\$57,601.00</b>	<b>\$55,729.00</b>
<i>Fringe Benefits</i>					
6910	Retirement	103,846.31	76,377.93	93,542.00	75,218.00
6930	Social Security	51,773.49	45,305.00	36,303.00	36,470.00
6940	Workers Compensation	14,763.83	15,124.00	12,724.00	12,724.00
6950	Disability Insurance	714.92	563.00	422.00	422.00
6960	Health Insurance	143,376.20	118,416.00	82,515.00	65,331.00
6960.M	Health Insurance Part B	53,791.20	52,557.00	53,294.00	53,294.00
6960.R	Health Insurance Retirees	231,332.24	207,364.00	225,136.00	225,136.00
<i>Fringe Benefits Totals</i>		<b>\$599,598.19</b>	<b>\$515,706.93</b>	<b>\$503,936.00</b>	<b>\$468,595.00</b>
Division <b>000 - Dept Operations/Adminstrn Totals</b>		<b>\$1,374,278.31</b>	<b>\$1,146,648.93</b>	<b>\$1,088,421.00</b>	<b>\$1,056,813.00</b>
Division <b>402 - Sexually Transmitted Dis</b>					
<i>Personal Services</i>					
6000	Regular Wages	64,138.44	.00	.00	.00
6810	Overtime	415.72	.00	.00	.00
6830	On-Call Pay	1,616.68	.00	.00	.00
<i>Personal Services Totals</i>		<b>\$66,170.84</b>	<b>\$0.00</b>	<b>\$0.00</b>	<b>\$0.00</b>
<i>Contractual Expenses</i>					
8200	Departmental Supplies	20.31	.00	.00	.00
8242	Consumable Medical Supply	5.99	.00	.00	.00
8342	Hospital/Clinic Fees	150.00	.00	.00	.00
8462	Disposal Of Special Waste	31.50	.00	.00	.00
8543	Office Equipment Rental	24.96	.00	.00	.00
8550	Office Supplies	60.70	.00	.00	.00
8550.I	Office Supplies Internal	10.32	.00	.00	.00
<i>Contractual Expenses Totals</i>		<b>\$303.78</b>	<b>\$0.00</b>	<b>\$0.00</b>	<b>\$0.00</b>
<i>Fringe Benefits</i>					
6910	Retirement	7,193.71	.00	.00	.00

Account	Account Description	2021 Actual Amount	2022 Amended Budget	2023 Department	2023 Budget Officer
<b>Fund A - General Fund</b>					
Department <b>40 - Department of Health</b>					
Division <b>402 - Sexually Transmitted Dis</b>					
<i>Fringe Benefits</i>					
6930	Social Security	4,497.05	.00	.00	.00
6940	Workers Compensation	1,880.19	.00	.00	.00
6950	Disability Insurance	84.97	.00	.00	.00
6960	Health Insurance	23,919.12	.00	.00	.00
6960.R	Health Insurance Retirees	11,333.52	.00	.00	.00
<i>Fringe Benefits Totals</i>		<u>\$48,908.56</u>	<u>\$0.00</u>	<u>\$0.00</u>	<u>\$0.00</u>
Division <b>402 - Sexually Transmitted Dis Totals</b>		<u>\$115,383.18</u>	<u>\$0.00</u>	<u>\$0.00</u>	<u>\$0.00</u>
Division <b>403 - Early Intervention</b>					
<i>Personal Services</i>					
6000	Regular Wages	627,651.22	.00	.00	.00
6810	Overtime	43,174.38	.00	.00	.00
6830	On-Call Pay	6,246.66	.00	.00	.00
<i>Personal Services Totals</i>		<u>\$677,072.26</u>	<u>\$0.00</u>	<u>\$0.00</u>	<u>\$0.00</u>
<i>Contractual Expenses</i>					
7001	Employee Mileage Reimb	25.42	.00	.00	.00
8200	Departmental Supplies	301.99	.00	.00	.00
8531.I	Postage Internal	2,935.89	.00	.00	.00
8543	Office Equipment Rental	675.00	.00	.00	.00
8550	Office Supplies	242.80	.00	.00	.00
8550.I	Office Supplies Internal	1,540.65	.00	.00	.00
8560.I	Printing Internal	711.28	.00	.00	.00
<i>Contractual Expenses Totals</i>		<u>\$6,433.03</u>	<u>\$0.00</u>	<u>\$0.00</u>	<u>\$0.00</u>
<i>Fringe Benefits</i>					
6910	Retirement	105,225.40	.00	.00	.00
6930	Social Security	48,266.71	.00	.00	.00
6940	Workers Compensation	17,355.37	.00	.00	.00
6950	Disability Insurance	689.16	.00	.00	.00
6960	Health Insurance	219,323.64	.00	.00	.00
6968	In Lieu Of Health Ins	1,800.00	.00	.00	.00
<i>Fringe Benefits Totals</i>		<u>\$392,660.28</u>	<u>\$0.00</u>	<u>\$0.00</u>	<u>\$0.00</u>
Division <b>403 - Early Intervention Totals</b>		<u>\$1,076,165.57</u>	<u>\$0.00</u>	<u>\$0.00</u>	<u>\$0.00</u>

Account	Account Description	2021 Actual Amount	2022 Amended Budget	2023 Department	2023 Budget Officer
<b>Fund A - General Fund</b>					
Department <b>40 - Department of Health</b>					
Division <b>404 - Rabies Treatment</b>					
<i>Personal Services</i>					
6000	Regular Wages	68,936.59	.00	.00	.00
6810	Overtime	390.76	.00	.00	.00
6830	On-Call Pay	2,397.78	.00	.00	.00
<i>Personal Services Totals</i>		<b>\$71,725.13</b>	<b>\$0.00</b>	<b>\$0.00</b>	<b>\$0.00</b>
<i>Equipment &amp; Capital Outlay</i>					
7033	Personal Computers	813.82	.00	.00	.00
<i>Equipment &amp; Capital Outlay Totals</i>		<b>\$813.82</b>	<b>\$0.00</b>	<b>\$0.00</b>	<b>\$0.00</b>
<i>Contractual Expenses</i>					
8342	Hospital/Clinic Fees	8,440.20	.00	.00	.00
8514	Publications	577.24	.00	.00	.00
8531.I	Postage Internal	721.85	.00	.00	.00
8543	Office Equipment Rental	24.96	.00	.00	.00
8550	Office Supplies	60.70	.00	.00	.00
8550.I	Office Supplies Internal	163.41	.00	.00	.00
8560.I	Printing Internal	162.28	.00	.00	.00
<i>Contractual Expenses Totals</i>		<b>\$10,150.64</b>	<b>\$0.00</b>	<b>\$0.00</b>	<b>\$0.00</b>
<i>Fringe Benefits</i>					
6910	Retirement	12,237.66	.00	.00	.00
6930	Social Security	4,998.26	.00	.00	.00
6940	Workers Compensation	1,897.82	.00	.00	.00
6950	Disability Insurance	70.32	.00	.00	.00
6960	Health Insurance	25,413.96	.00	.00	.00
<i>Fringe Benefits Totals</i>		<b>\$44,618.02</b>	<b>\$0.00</b>	<b>\$0.00</b>	<b>\$0.00</b>
Division <b>404 - Rabies Treatment Totals</b>		<b>\$127,307.61</b>	<b>\$0.00</b>	<b>\$0.00</b>	<b>\$0.00</b>
Division <b>405 - TB Treatment</b>					
<i>Personal Services</i>					
6000	Regular Wages	75,619.50	.00	.00	.00
6810	Overtime	1,955.37	.00	.00	.00
6830	On-Call Pay	20,408.10	.00	.00	.00
<i>Personal Services Totals</i>		<b>\$97,982.97</b>	<b>\$0.00</b>	<b>\$0.00</b>	<b>\$0.00</b>
<i>Contractual Expenses</i>					
8120	Physicians	35,847.48	.00	.00	.00

Account	Account Description	2021 Actual Amount	2022 Amended Budget	2023 Department	2023 Budget Officer
<b>Fund A - General Fund</b>					
Department <b>40 - Department of Health</b>					
Division <b>405 - TB Treatment</b>					
<i>Contractual Expenses</i>					
8190	Other Professional Srv	23.52	.00	.00	.00
8192	Translator	65.00	.00	.00	.00
8241	Prescription Drugs & Supl	989.11	.00	.00	.00
8342	Hospital/Clinic Fees	368.58	.00	.00	.00
8346	Medical Lab Fees	218.42	.00	.00	.00
8531.I	Postage Internal	15.80	.00	.00	.00
8543	Office Equipment Rental	49.92	.00	.00	.00
8550	Office Supplies	60.70	.00	.00	.00
8550.I	Office Supplies Internal	57.44	.00	.00	.00
8560.I	Printing Internal	36.84	.00	.00	.00
<i>Contractual Expenses Totals</i>		\$37,732.81	\$0.00	\$0.00	\$0.00
<i>Fringe Benefits</i>					
6910	Retirement	16,037.58	.00	.00	.00
6930	Social Security	7,380.69	.00	.00	.00
6940	Workers Compensation	1,970.10	.00	.00	.00
6950	Disability Insurance	93.37	.00	.00	.00
6960	Health Insurance	13,987.68	.00	.00	.00
<i>Fringe Benefits Totals</i>		\$39,469.42	\$0.00	\$0.00	\$0.00
Division <b>405 - TB Treatment Totals</b>		\$175,185.20	\$0.00	\$0.00	\$0.00
Division <b>406 - Lead Screening Program</b>					
<i>Personal Services</i>					
6000	Regular Wages	31,880.97	.00	.00	.00
6810	Overtime	347.74	.00	.00	.00
<i>Personal Services Totals</i>		\$32,228.71	\$0.00	\$0.00	\$0.00
<i>Contractual Expenses</i>					
8531.I	Postage Internal	38.81	.00	.00	.00
8533	Telephone	429.54	.00	.00	.00
8543	Office Equipment Rental	65.04	.00	.00	.00
8550	Office Supplies	90.30	.00	.00	.00
8550.I	Office Supplies Internal	297.42	.00	.00	.00
8560.I	Printing Internal	38.02	.00	.00	.00
<i>Contractual Expenses Totals</i>		\$959.13	\$0.00	\$0.00	\$0.00

Account	Account Description	2021 Actual Amount	2022 Amended Budget	2023 Department	2023 Budget Officer
<b>Fund A - General Fund</b>					
Department <b>40 - Department of Health</b>					
Division <b>406 - Lead Screening Program</b>					
<i>Fringe Benefits</i>					
6910	Retirement	5,540.71	.00	.00	.00
6930	Social Security	2,239.17	.00	.00	.00
6940	Workers Compensation	2,726.40	.00	.00	.00
6950	Disability Insurance	46.44	.00	.00	.00
6960	Health Insurance	13,022.64	.00	.00	.00
<i>Fringe Benefits Totals</i>		<b>\$23,575.36</b>	<b>\$0.00</b>	<b>\$0.00</b>	<b>\$0.00</b>
Division <b>406 - Lead Screening Program Totals</b>		<b>\$56,763.20</b>	<b>\$0.00</b>	<b>\$0.00</b>	<b>\$0.00</b>
Division <b>407 - Family Health Planning</b>					
<i>Personal Services</i>					
6000	Regular Wages	38,537.31	708,669.00	913,196.00	919,701.00
6810	Overtime	363.38	.00	.00	.00
6830	On-Call Pay	.00	4,200.00	2,500.00	2,500.00
<i>Personal Services Totals</i>		<b>\$38,900.69</b>	<b>\$712,869.00</b>	<b>\$915,696.00</b>	<b>\$922,201.00</b>
<i>Equipment &amp; Capital Outlay</i>					
7033	Personal Computers	.00	.00	1,005.00	.00
<i>Equipment &amp; Capital Outlay Totals</i>		<b>\$0.00</b>	<b>\$0.00</b>	<b>\$1,005.00</b>	<b>\$0.00</b>
<i>Contractual Expenses</i>					
7001	Employee Mileage Reimb	.00	3,000.00	7,500.00	5,000.00
7731	Mandated School Dist Adm Costs	.00	500,000.00	635,000.00	635,000.00
8120	Physicians	.00	300.00	.00	.00
8150	Training Services	1,643.50	.00	.00	.00
8160	Data Processing Fees	.00	29,000.00	29,000.00	29,000.00
8192	Translator	.00	50.00	25.00	.00
8200	Departmental Supplies	.00	500.00	50.00	50.00
8321	Institutional Tuition	.00	9,500,000.00	11,660,000.00	11,660,000.00
8322	Individual Education Srv	.00	2,400,000.00	2,140,000.00	2,140,000.00
8342	Hospital/Clinic Fees	.00	800.00	800.00	.00
8343	Doctors Fees	.00	500.00	500.00	.00
8350	Client Transportation	.00	3,200,000.00	3,600,000.00	4,500,000.00
8384	Equipment For Clients	.00	3,000.00	2,500.00	2,500.00
8520	Software	.00	3,250.00	3,250.00	3,250.00
8531.I	Postage Internal	3.30	3,500.00	2,500.00	2,500.00

Account	Account Description	2021 Actual Amount	2022 Amended Budget	2023 Department	2023 Budget Officer
<b>Fund A - General Fund</b>					
Department <b>40 - Department of Health</b>					
Division <b>407 - Family Health Planning</b>					
<i>Contractual Expenses</i>					
8543	Office Equipment Rental	49.92	550.00	550.00	550.00
8550	Office Supplies	60.70	.00	725.00	725.00
8550.I	Office Supplies Internal	.00	2,600.00	775.00	775.00
8560.I	Printing Internal	.00	2,000.00	750.00	750.00
<i>Contractual Expenses Totals</i>		<b>\$1,757.42</b>	<b>\$15,649,050.00</b>	<b>\$18,083,925.00</b>	<b>\$18,980,100.00</b>
<i>Fringe Benefits</i>					
6910	Retirement	6,683.30	112,633.00	126,379.00	101,623.00
6930	Social Security	2,719.29	85,385.00	69,860.00	70,358.00
6940	Workers Compensation	5,558.58	27,257.00	22,054.00	22,054.00
6950	Disability Insurance	56.28	844.00	1,055.00	1,055.00
6960	Health Insurance	14,392.80	333,742.00	296,399.00	234,671.00
6960.M	Health Insurance Part B	2,313.60	4,153.00	15,732.00	15,732.00
6960.R	Health Insurance Retirees	19,724.16	50,696.00	133,349.00	133,349.00
6968	In Lieu Of Health Ins	.00	1,800.00	1,950.00	1,800.00
<i>Fringe Benefits Totals</i>		<b>\$51,448.01</b>	<b>\$616,510.00</b>	<b>\$666,778.00</b>	<b>\$580,642.00</b>
Division <b>407 - Family Health Planning Totals</b>		<b>\$92,106.12</b>	<b>\$16,978,429.00</b>	<b>\$19,667,404.00</b>	<b>\$20,482,943.00</b>
Division <b>408 - Epidemiology</b>					
<i>Personal Services</i>					
6000	Regular Wages	.00	235,192.00	245,654.05	245,655.00
6830	On-Call Pay	.00	3,840.00	3,840.00	3,840.00
<i>Personal Services Totals</i>		<b>\$0.00</b>	<b>\$239,032.00</b>	<b>\$249,494.05</b>	<b>\$249,495.00</b>
<i>Contractual Expenses</i>					
8160.I	Data Processing Fees Internal	.00	.00	.00	8,529.00
8511	Association Dues	.00	440.00	440.00	440.00
8514	Publications	.00	384.00	384.00	384.00
8531.I	Postage Internal	.00	50.00	25.00	25.00
8543	Office Equipment Rental	.00	35.00	35.00	35.00
8550.I	Office Supplies Internal	.00	300.00	100.00	100.00
<i>Contractual Expenses Totals</i>		<b>\$0.00</b>	<b>\$1,209.00</b>	<b>\$984.00</b>	<b>\$9,513.00</b>
<i>Fringe Benefits</i>					
6910	Retirement	.00	33,914.00	32,789.87	26,367.00
6930	Social Security	.00	17,992.00	18,793.26	18,794.00



Account	Account Description	2021 Actual Amount	2022 Amended Budget	2023 Department	2023 Budget Officer
<b>Fund A - General Fund</b>					
Department <b>40 - Department of Health</b>					
Division <b>408 - Epidemiology</b>					
<i>Fringe Benefits</i>					
6940	Workers Compensation	.00	.00	5,794.00	5,794.00
6950	Disability Insurance	.00	211.00	211.00	211.00
6960	Health Insurance	.00	38,655.00	48,252.00	38,203.00
<i>Fringe Benefits Totals</i>		\$0.00	\$90,772.00	\$105,840.13	\$89,369.00
Division <b>408 - Epidemiology Totals</b>		\$0.00	\$331,013.00	\$356,318.18	\$348,377.00
Division <b>409 - Disease Control</b>					
<i>Personal Services</i>					
6000	Regular Wages	639,348.88	1,095,310.00	735,644.00	745,022.00
6810	Overtime	105,504.39	.00	.00	.00
6830	On-Call Pay	13,934.76	38,472.00	43,172.00	43,172.00
<i>Personal Services Totals</i>		\$758,788.03	\$1,133,782.00	\$778,816.00	\$788,194.00
<i>Equipment &amp; Capital Outlay</i>					
7010	Furniture & Furnishings	771.66	2,800.00	.00	.00
7033	Personal Computers	8,635.40	10,500.00	6,030.00	.00
7053	Medical Equipment	14,243.18	.00	.00	.00
<i>Equipment &amp; Capital Outlay Totals</i>		\$23,650.24	\$13,300.00	\$6,030.00	\$0.00
<i>Contractual Expenses</i>					
7001	Employee Mileage Reimb	33.60	.00	.00	.00
7008	Employee Tuition Reimb	800.00	.00	.00	.00
8120	Physicians	.00	39,798.00	.00	.00
8147	Other Financial Consultnt	.00	2,000.00	.00	.00
8190	Other Professional Srv	1,147,966.74	2,952,707.00	2,330,250.00	2,330,250.00
8192	Translator	2,796.00	50.00	750.00	750.00
8200	Departmental Supplies	271,292.53	60,237.70	3,800.00	3,800.00
8211	Food/Food Supplies	1,732.64	.00	.00	.00
8241	Prescription Drugs & Supl	.00	5,700.00	2,500.00	2,500.00
8241.ADULT	Prescription Drugs & Supl Adult	.00	5,000.00	2,500.00	2,500.00
8242	Consumable Medical Supply	12,009.17	4,668.95	4,550.00	4,550.00
8243	Minor Medical Equipment	432.22	.00	.00	.00
8342	Hospital/Clinic Fees	.00	7,000.00	12,500.00	12,500.00
8346	Medical Lab Fees	.00	700.00	500.00	500.00

Account	Account Description	2021 Actual Amount	2022 Amended Budget	2023 Department	2023 Budget Officer
<b>Fund A - General Fund</b>					
Department <b>40 - Department of Health</b>					
Division <b>409 - Disease Control</b>					
<i>Contractual Expenses</i>					
8410	Advertising	597.00	.00	.00	.00
8461	Building Component Mntce	.00	.00	.00	3,413.00
8462	Disposal Of Special Waste	603.54	500.00	500.00	500.00
8490	Misc Departmental Expense	7,239.55	.00	.00	.00
8511	Association Dues	265.00	500.00	.00	.00
8514	Publications	323.57	800.00	300.00	300.00
8520	Software	3,306.39	3,000.00	1,640.00	.00
8521	Minor IT Equipment	3,936.08	.00	.00	.00
8531.I	Postage Internal	19,164.88	275.00	12,000.00	12,000.00
8533	Telephone	4,217.89	4,500.00	2,100.00	2,100.00
8543	Office Equipment Rental	215.48	600.00	570.00	570.00
8550	Office Supplies	336.10	375.00	375.00	375.00
8550.I	Office Supplies Internal	6,559.48	3,000.00	3,000.00	3,000.00
8560.I	Printing Internal	4,395.52	1,500.00	500.00	500.00
8621	Rent Of Space	34,392.88	6,500.00	.00	9,750.00
<i>Contractual Expenses Totals</i>		\$1,522,616.26	\$3,099,411.65	\$2,378,335.00	\$2,389,858.00
<i>Fringe Benefits</i>					
6910	Retirement	90,667.97	121,223.00	95,589.00	76,864.00
6930	Social Security	55,902.35	83,792.00	56,277.00	56,995.00
6940	Workers Compensation	13,417.82	21,510.00	17,766.00	17,766.00
6950	Disability Insurance	785.46	1,127.00	844.00	844.00
6960	Health Insurance	104,404.36	225,361.00	203,266.00	160,934.00
6960.M	Health Insurance Part B	1,156.80	7,780.00	1,180.00	1,180.00
6960.R	Health Insurance Retirees	24,750.61	108,921.00	51,210.00	51,210.00
6968	In Lieu Of Health Ins	1,800.00	1,800.00	1,800.00	1,800.00
<i>Fringe Benefits Totals</i>		\$292,885.37	\$571,514.00	\$427,932.00	\$367,593.00
Division <b>409 - Disease Control Totals</b>		\$2,597,939.90	\$4,818,007.65	\$3,591,113.00	\$3,545,645.00
Division <b>410 - Public Health Emerg Prep</b>					
<i>Personal Services</i>					
6000	Regular Wages	176,041.95	117,332.00	182,077.00	183,456.00
6810	Overtime	15,951.41	.00	.00	.00

Account	Account Description	2021 Actual Amount	2022 Amended Budget	2023 Department	2023 Budget Officer
<b>Fund A - General Fund</b>					
Department <b>40 - Department of Health</b>					
Division <b>410 - Public Health Emerg Prep</b>					
<i>Personal Services</i>					
<i>Personal Services Totals</i>		\$191,993.36	\$117,332.00	\$182,077.00	\$183,456.00
<i>Equipment &amp; Capital Outlay</i>					
7010	Furniture & Furnishings	12,031.35	14,200.00	.00	.00
7020	Office Equipment	.00	6,400.00	.00	.00
7033	Personal Computers	10,878.05	.00	1,005.00	.00
7045	Trailers & Related Equip	15,072.00	.00	.00	.00
7051	Communications Equipment	.00	48,000.00	.00	.00
<i>Equipment &amp; Capital Outlay Totals</i>		\$37,981.40	\$68,600.00	\$1,005.00	\$0.00
<i>Contractual Expenses</i>					
8190	Other Professional Srv	26,117.35	.00	.00	.00
8200	Departmental Supplies	9,302.54	8,400.00	2,000.00	2,000.00
8211	Food/Food Supplies	320.00	.00	.00	.00
8222	Cleaning/Paper Supplies	216.75	.00	.00	.00
8242	Consumable Medical Supply	4,241.09	2,025.00	1,500.00	1,500.00
8293	Equipment Maintenance	.00	940.00	.00	.00
8520	Software	384.00	.00	12,710.00	.00
8531.I	Postage Internal	.00	25.00	25.00	25.00
8533	Telephone	870.26	912.00	912.00	912.00
8543	Office Equipment Rental	150.00	35.00	35.00	35.00
8550	Office Supplies	182.10	.00	.00	.00
8550.I	Office Supplies Internal	2,936.47	1,500.00	750.00	750.00
8560.I	Printing Internal	.00	25.00	.00	.00
<i>Contractual Expenses Totals</i>		\$44,720.56	\$13,862.00	\$17,932.00	\$5,222.00
<i>Fringe Benefits</i>					
6910	Retirement	27,393.88	21,227.00	26,209.00	21,075.00
6930	Social Security	13,783.85	8,976.00	13,929.00	14,035.00
6940	Workers Compensation	6,489.42	6,648.00	4,397.00	4,397.00
6950	Disability Insurance	210.96	140.00	211.00	211.00
6960	Health Insurance	50,702.62	48,683.00	67,722.00	53,618.00
6960.M	Health Insurance Part B	1,156.80	1,093.00	1,180.00	1,180.00

Account	Account Description	2021 Actual Amount	2022 Amended Budget	2023 Department	2023 Budget Officer
<b>Fund A - General Fund</b>					
Department <b>40 - Department of Health</b>					
Division <b>410 - Public Health Emerg Prep</b>					
<i>Fringe Benefits</i>					
6960.R	Health Insurance Retirees	3,566.04	3,286.00	3,566.00	3,566.00
6968	In Lieu Of Health Ins	150.00	.00	.00	.00
<i>Fringe Benefits Totals</i>		<b>\$103,453.57</b>	<b>\$90,053.00</b>	<b>\$117,214.00</b>	<b>\$98,082.00</b>
Division <b>410 - Public Health Emerg Prep Totals</b>		<b>\$378,148.89</b>	<b>\$289,847.00</b>	<b>\$318,228.00</b>	<b>\$286,760.00</b>
Division <b>411 - Children SpecHealthCareNds</b>					
<i>Personal Services</i>					
6000	Regular Wages	23,324.03	.00	.00	.00
<i>Personal Services Totals</i>		<b>\$23,324.03</b>	<b>\$0.00</b>	<b>\$0.00</b>	<b>\$0.00</b>
<i>Contractual Expenses</i>					
8120	Physicians	300.00	.00	.00	.00
8200	Departmental Supplies	333.35	.00	.00	.00
8543	Office Equipment Rental	45.00	.00	.00	.00
8550	Office Supplies	60.70	.00	.00	.00
8550.I	Office Supplies Internal	520.79	.00	.00	.00
<i>Contractual Expenses Totals</i>		<b>\$1,259.84</b>	<b>\$0.00</b>	<b>\$0.00</b>	<b>\$0.00</b>
<i>Fringe Benefits</i>					
6910	Retirement	3,478.69	.00	.00	.00
6930	Social Security	1,666.66	.00	.00	.00
6940	Workers Compensation	965.22	.00	.00	.00
6950	Disability Insurance	49.20	.00	.00	.00
6960	Health Insurance	5,318.28	.00	.00	.00
<i>Fringe Benefits Totals</i>		<b>\$11,478.05</b>	<b>\$0.00</b>	<b>\$0.00</b>	<b>\$0.00</b>
Division <b>411 - Children SpecHealthCareNds Totals</b>		<b>\$36,061.92</b>	<b>\$0.00</b>	<b>\$0.00</b>	<b>\$0.00</b>
Division <b>412 - Certified Home Hlth Agenc</b>					
<i>Fringe Benefits</i>					
6960.M	Health Insurance Part B	8,097.60	.00	.00	.00
6960.R	Health Insurance Retirees	68,774.04	.00	.00	.00
<i>Fringe Benefits Totals</i>		<b>\$76,871.64</b>	<b>\$0.00</b>	<b>\$0.00</b>	<b>\$0.00</b>
Division <b>412 - Certified Home Hlth Agenc Totals</b>		<b>\$76,871.64</b>	<b>\$0.00</b>	<b>\$0.00</b>	<b>\$0.00</b>
Division <b>413 - Immunization</b>					
<i>Personal Services</i>					
6000	Regular Wages	60,829.49	.00	.00	.00
6830	On-Call Pay	769.92	.00	.00	.00

Account	Account Description	2021 Actual Amount	2022 Amended Budget	2023 Department	2023 Budget Officer
<b>Fund A - General Fund</b>					
Department <b>40 - Department of Health</b>					
Division <b>413 - Immunization</b>					
<i>Personal Services</i>					
<i>Personal Services Totals</i>		\$61,599.41	\$0.00	\$0.00	\$0.00
<i>Contractual Expenses</i>					
7001	Employee Mileage Reimb	13.44	.00	.00	.00
8190	Other Professional Srv	64.74	.00	.00	.00
8200	Departmental Supplies	661.35	.00	.00	.00
8241	Prescription Drugs & Supl	395.78	.00	.00	.00
8241.ADULT	Prescription Drugs & Supl Adult	4,441.44	.00	.00	.00
8241.FLU	Prescription Drugs & Supl Flu/Pn	906.50	.00	.00	.00
8410	Advertising	1,000.00	.00	.00	.00
8462	Disposal Of Special Waste	31.50	.00	.00	.00
8490	Misc Departmental Expense	897.76	.00	.00	.00
8531.I	Postage Internal	161.75	.00	.00	.00
8543	Office Equipment Rental	90.00	.00	.00	.00
8550	Office Supplies	122.90	.00	.00	.00
8550.I	Office Supplies Internal	303.75	.00	.00	.00
<i>Contractual Expenses Totals</i>		\$9,090.91	\$0.00	\$0.00	\$0.00
<i>Fringe Benefits</i>					
6910	Retirement	7,180.48	.00	.00	.00
6930	Social Security	4,243.30	.00	.00	.00
6940	Workers Compensation	1,829.94	.00	.00	.00
6950	Disability Insurance	70.32	.00	.00	.00
6960	Health Insurance	23,919.12	.00	.00	.00
6960.R	Health Insurance Retirees	16,809.79	.00	.00	.00
<i>Fringe Benefits Totals</i>		\$54,052.95	\$0.00	\$0.00	\$0.00
Division <b>413 - Immunization Totals</b>		\$124,743.27	\$0.00	\$0.00	\$0.00
Division <b>414 - Health Promotion &amp; Disease Prev</b>					
<i>Personal Services</i>					
6000	Regular Wages	.00	252,561.00	251,931.00	255,604.00
<i>Personal Services Totals</i>		\$0.00	\$252,561.00	\$251,931.00	\$255,604.00

Account	Account Description	2021 Actual Amount	2022 Amended Budget	2023 Department	2023 Budget Officer
<b>Fund A - General Fund</b>					
Department <b>40 - Department of Health</b>					
Division <b>414 - Health Promotion &amp; Disease Prev</b>					
<i>Contractual Expenses</i>					
8200	Departmental Supplies	.00	250.00	250.00	250.00
8531.I	Postage Internal	.00	50.00	25.00	25.00
8543	Office Equipment Rental	.00	65.00	25.00	25.00
8550.I	Office Supplies Internal	.00	500.00	500.00	500.00
8560.I	Printing Internal	.00	100.00	50.00	50.00
<i>Contractual Expenses Totals</i>		\$0.00	\$965.00	\$850.00	\$850.00
<i>Fringe Benefits</i>					
6910	Retirement	.00	31,128.00	25,073.00	20,162.00
6930	Social Security	.00	15,659.00	19,273.00	19,554.00
6940	Workers Compensation	.00	.00	6,084.00	6,084.00
6950	Disability Insurance	.00	281.00	282.00	282.00
6960	Health Insurance	.00	43,215.00	62,529.00	49,507.00
<i>Fringe Benefits Totals</i>		\$0.00	\$90,283.00	\$113,241.00	\$95,589.00
Division <b>414 - Health Promotion &amp; Disease Prev</b>		\$0.00	\$343,809.00	\$366,022.00	\$352,043.00
Totals					
Division <b>415 - Environmental Health</b>					
<i>Personal Services</i>					
6000	Regular Wages	.00	531,823.00	776,332.00	777,530.00
6830	On-Call Pay	.00	.00	46,512.00	46,512.00
6890	General Salary Provision	.00	.00	.00	553,370.00
<i>Personal Services Totals</i>		\$0.00	\$531,823.00	\$822,844.00	\$1,377,412.00
<i>Equipment &amp; Capital Outlay</i>					
7010	Furniture & Furnishings	.00	51,352.79	.00	.00
7020	Office Equipment	.00	.00	2,850.00	2,850.00
7033	Personal Computers	.00	8,675.00	15,190.00	6,025.00
7041	Cars & Light Trucks	.00	53,721.02	70,000.00	60,000.00
7080	Other Equipment	.00	17,055.00	.00	.00
<i>Equipment &amp; Capital Outlay Totals</i>		\$0.00	\$130,803.81	\$88,040.00	\$68,875.00
<i>Contractual Expenses</i>					
7001	Employee Mileage Reimb	.00	.00	7,500.00	7,500.00
8110	Attorneys Fees	131,109.51	.00	.00	.00
8110.I	Attorneys Fees Internal	.00	.00	.00	132,713.00

Account	Account Description	2021 Actual Amount	2022 Amended Budget	2023 Department	2023 Budget Officer
<b>Fund A - General Fund</b>					
Department <b>40 - Department of Health</b>					
Division <b>415 - Environmental Health</b>					
<i>Contractual Expenses</i>					
8190	Other Professional Srv	825.00	.00	15,000.00	15,000.00
8200	Departmental Supplies	.00	1,987,672.79	2,000,000.00	201,382.00
8346	Medical Lab Fees	.00	.00	200.00	200.00
8511	Association Dues	.00	20.00	.00	.00
8520	Software	.00	.00	.00	2,050.00
8531.I	Postage Internal	.00	25.00	5,000.00	5,000.00
8533	Telephone	.00	250.00	5,040.00	5,040.00
8543	Office Equipment Rental	.00	.00	45.00	105.00
8550.I	Office Supplies Internal	.00	100.00	2,500.00	2,500.00
8560.I	Printing Internal	.00	.00	3,500.00	3,500.00
<i>Contractual Expenses Totals</i>		\$131,934.51	\$1,988,067.79	\$2,038,785.00	\$374,990.00
<i>Fringe Benefits</i>					
6910	Retirement	.00	63,820.00	73,613.00	59,193.00
6930	Social Security	.00	39,620.00	59,390.00	59,482.00
6940	Workers Compensation	.00	.00	18,748.00	18,748.00
6950	Disability Insurance	.00	450.00	780.00	780.00
6960	Health Insurance	.00	170,190.00	177,482.00	140,520.00
<i>Fringe Benefits Totals</i>		\$0.00	\$274,080.00	\$330,013.00	\$278,723.00
Division <b>415 - Environmental Health Totals</b>		\$131,934.51	\$2,924,774.60	\$3,279,682.00	\$2,100,000.00
Department <b>40 - Department of Health Totals</b>		\$6,362,889.32	\$26,832,529.18	\$28,667,188.18	\$28,172,581.00
Department <b>43 - Mental Health &amp; Addiction</b>					
Division <b>431 - Mental Health Clinic</b>					
<i>Personal Services</i>					
6000	Regular Wages	2,498,335.54	2,751,028.00	2,807,053.36	2,807,054.00
6810	Overtime	265.54	.00	.00	.00
6890	General Salary Provision	.00	146,504.00	.00	.00
<i>Personal Services Totals</i>		\$2,498,601.08	\$2,897,532.00	\$2,807,053.36	\$2,807,054.00
<i>Equipment &amp; Capital Outlay</i>					
7010	Furniture & Furnishings	.00	620.00	.00	.00
7020	Office Equipment	3,097.13	.00	.00	.00
7033	Personal Computers	3,864.62	2,573.00	11,115.00	1.00
<i>Equipment &amp; Capital Outlay Totals</i>		\$6,961.75	\$3,193.00	\$11,115.00	\$1.00

Account	Account Description	2021 Actual Amount	2022 Amended Budget	2023 Department	2023 Budget Officer
Fund	<b>A - General Fund</b>				
	Department <b>43 - Mental Health &amp; Addiction</b>				
	Division <b>431 - Mental Health Clinic</b>				
	<i>Contractual Expenses</i>				
7001	Employee Mileage Reimb	292.82	1,500.00	1,500.00	500.00
7002	Transportation Reimbrsmnt	.00	50.00	50.00	.00
7005	Meal Reimb - No Overnight	.00	50.00	50.00	.00
8114	Process Service	860.00	1,100.00	1,500.00	1,500.00
8118	Miscellaneous Legal Fees	837.00	1,350.00	900.00	500.00
8150	Training Services	3,519.93	5,000.00	8,000.00	4,000.00
8160	Data Processing Fees	57,480.57	59,818.00	58,102.00	58,102.00
8190	Other Professional Srv	4,155.00	12,238.00	15,200.00	200.00
8192	Translator	4,278.62	2,000.00	5,000.00	2,000.00
8200	Departmental Supplies	4,452.69	5,436.00	7,463.00	4,494.00
8211	Food/Food Supplies	107.54	.00	.00	.00
8221	Building Materials	4.85	100.00	100.00	100.00
8222	Cleaning/Paper Supplies	1,335.27	2,500.00	3,368.00	2,700.00
8242	Consumable Medical Supply	692.50	550.00	550.00	550.00
8294	Equipment Repairs	.00	200.00	200.00	200.00
8343	Doctors Fees	1,536,852.86	1,600,000.00	1,873,178.00	1,700,000.00
8400	Licenses & Permits	.00	40.00	.00	.00
8461	Building Component Mntce	24,325.17	24,831.00	16,763.00	16,763.00
8491	New York State Charges	67,652.20	.00	63,816.00	63,816.00
8511	Association Dues	6,260.00	6,841.00	7,046.00	7,046.00
8512	Conference Fees	.00	1,200.00	.00	.00
8512.ML	Conference Fees Meals & Lodging	.00	267.00	1,602.00	1,602.00
8512.T	Conference Fees Travel	.00	331.00	1,980.00	1,980.00
8514	Publications	.00	1,400.00	563.00	563.00
8516	Employee Testing/Crtfctn	.00	.00	40.00	40.00
8520	Software	747.27	16,918.00	23,267.00	603.00
8521	Minor IT Equipment	4,911.72	1,904.00	4,631.00	.00
8531	Postage	1,060.00	1,100.00	1,720.00	1,100.00
8533	Telephone	8,459.50	8,403.00	12,188.00	12,188.00
8533.I	Telephone Internal	3,542.50	5,788.00	6,615.00	6,615.00



Account	Account Description	2021 Actual Amount	2022 Amended Budget	2023 Department	2023 Budget Officer
<b>Fund A - General Fund</b>					
Department <b>43 - Mental Health &amp; Addiction</b>					
Division <b>431 - Mental Health Clinic</b>					
<i>Contractual Expenses</i>					
8534	Paging/Answering Service	3,554.65	6,858.00	3,519.00	3,519.00
8540	Minor Office Furn & Equip	2,749.36	4,349.00	2,763.00	7.00
8543	Office Equipment Rental	1,804.86	2,114.00	1,770.00	1,770.00
8550	Office Supplies	939.28	1,300.00	1,761.00	1,761.00
8550.I	Office Supplies Internal	2,589.22	4,000.00	4,365.00	4,365.00
8560.I	Printing Internal	193.30	500.00	500.00	300.00
8621	Rent Of Space	188,264.52	189,677.00	195,367.00	195,367.00
8622	Heating Expense	2,295.03	3,000.00	3,939.00	3,939.00
8623	Electricity	8,880.75	9,000.00	9,323.00	9,323.00
8624	Water Charges	232.32	250.00	255.00	255.00
8625	Sewer Charges	419.32	600.00	483.00	483.00
8626	Property Taxes & Assmnts	24,447.31	25,345.00	25,345.00	25,345.00
8627	Bldg Maintenance Supplies	41.08	.00	.00	.00
8628	Refuse Removal	748.94	765.00	573.00	573.00
8629	Misc Building Expenses	.00	2,757.00	.00	.00
8631.I	Real Property Coverage Internal	2,247.00	3,046.00	3,300.00	3,300.00
8636.I	General Liability Ins Internal	1,098.00	4,254.00	4,471.00	4,471.00
8637.I	Prof & Special Liability Internal	9,981.00	48,212.00	48,021.00	48,021.00
8638.I	Excess Liability Ins Internal	18,129.00	23,535.00	28,018.00	28,018.00
<i>Contractual Expenses Totals</i>		<b>\$2,000,442.95</b>	<b>\$2,090,477.00</b>	<b>\$2,449,165.00</b>	<b>\$2,217,979.00</b>
<i>Fringe Benefits</i>					
6910	Retirement	359,586.42	279,032.28	384,865.53	309,475.00
6930	Social Security	180,989.43	217,769.00	214,454.88	214,455.00
6940	Workers Compensation	77,748.76	79,646.00	67,540.00	67,540.00
6950	Disability Insurance	2,748.34	3,165.00	2,954.00	2,954.00
6960	Health Insurance	470,275.25	522,906.00	570,804.00	451,929.00
6960.M	Health Insurance Part B	38,656.40	35,985.00	39,725.00	39,725.00
6960.R	Health Insurance Retirees	207,538.49	201,196.00	209,216.00	209,216.00
6968	In Lieu Of Health Ins	7,950.00	9,000.00	13,650.00	12,600.00
<i>Fringe Benefits Totals</i>		<b>\$1,345,493.09</b>	<b>\$1,348,699.28</b>	<b>\$1,503,209.41</b>	<b>\$1,307,894.00</b>
Division <b>431 - Mental Health Clinic Totals</b>		<b>\$5,851,498.87</b>	<b>\$6,339,901.28</b>	<b>\$6,770,542.77</b>	<b>\$6,332,928.00</b>

Account	Account Description	2021 Actual Amount	2022 Amended Budget	2023 Department	2023 Budget Officer
Fund	<b>A - General Fund</b>				
	Department <b>43 - Mental Health &amp; Addiction</b>				
	Division <b>433 - Reflections PROS</b>				
	<i>Personal Services</i>				
6000	Regular Wages	348,044.88	358,058.00	363,357.10	363,358.00
	<i>Personal Services Totals</i>	<b>\$348,044.88</b>	<b>\$358,058.00</b>	<b>\$363,357.10</b>	<b>\$363,358.00</b>
	<i>Equipment &amp; Capital Outlay</i>				
7033	Personal Computers	362.64	.00	.00	.00
	<i>Equipment &amp; Capital Outlay Totals</i>	<b>\$362.64</b>	<b>\$0.00</b>	<b>\$0.00</b>	<b>\$0.00</b>
	<i>Contractual Expenses</i>				
7001	Employee Mileage Reimb	50.96	.00	.00	.00
7008	Employee Tuition Reimb	.00	800.00	8,480.00	8,480.00
8150	Training Services	.00	11,385.00	800.00	400.00
8160	Data Processing Fees	9,701.36	10,801.00	9,939.00	9,939.00
8192	Translator	.00	200.00	200.00	100.00
8200	Departmental Supplies	.00	5,026.00	500.00	500.00
8211	Food/Food Supplies	.00	300.00	300.00	.00
8221	Building Materials	.00	30.00	30.00	.00
8222	Cleaning/Paper Supplies	329.24	720.00	830.00	830.00
8294	Equipment Repairs	.00	120.00	120.00	.00
8461	Building Component Mntce	16,404.79	16,555.00	11,176.00	11,176.00
8514	Publications	.00	4,415.00	.00	.00
8516	Employee Testing/Crtfctn	.00	224.00	.00	.00
8520	Software	106.56	2,870.00	3,023.00	160.00
8521	Minor IT Equipment	.00	34.00	700.00	.00
8531	Postage	100.00	100.00	145.00	145.00
8533	Telephone	2,657.36	2,634.00	3,974.00	3,974.00
8533.I	Telephone Internal	1,199.00	1,959.00	1,269.00	1,269.00
8540	Minor Office Furn & Equip	.00	700.00	.00	1.00
8543	Office Equipment Rental	548.70	554.00	701.00	701.00
8550	Office Supplies	303.53	450.00	377.00	377.00
8550.I	Office Supplies Internal	10.43	.00	.00	.00
8560.I	Printing Internal	68.02	.00	100.00	.00
8611.I	Vehicle Fuel Internal	.00	600.00	600.00	.00
8612.I	Vehicle Maintenance & Rep Internal	244.61	250.00	250.00	250.00

Account	Account Description	2021 Actual Amount	2022 Amended Budget	2023 Department	2023 Budget Officer
<b>Fund A - General Fund</b>					
Department <b>43 - Mental Health &amp; Addiction</b>					
Division <b>433 - Reflections PROS</b>					
<i>Contractual Expenses</i>					
8621	Rent Of Space	125,509.68	126,451.00	130,245.00	130,245.00
8622	Heating Expense	1,530.05	2,000.00	2,626.00	2,626.00
8623	Electricity	5,920.49	5,745.00	6,215.00	6,215.00
8624	Water Charges	57.28	65.00	63.00	63.00
8625	Sewer Charges	103.39	150.00	119.00	119.00
8626	Property Taxes & Assmnts	16,298.21	16,898.00	16,898.00	16,898.00
8627	Bldg Maintenance Supplies	27.39	.00	.00	.00
8628	Refuse Removal	499.30	510.00	382.00	382.00
8629	Misc Building Expenses	.00	3,800.00	.00	.00
8635.I	Automobile Insurance Internal	426.00	500.00	425.00	425.00
8636.I	General Liability Ins Internal	512.00	2,080.00	2,186.00	2,186.00
8637.I	Prof & Special Liability Internal	4,658.00	23,570.00	23,477.00	23,477.00
<i>Contractual Expenses Totals</i>		<b>\$187,266.35</b>	<b>\$242,496.00</b>	<b>\$226,150.00</b>	<b>\$220,938.00</b>
<i>Fringe Benefits</i>					
6910	Retirement	49,847.67	54,314.00	49,359.99	39,691.00
6930	Social Security	24,755.79	27,392.00	27,797.73	27,798.00
6940	Workers Compensation	12,771.70	13,084.00	8,724.00	8,724.00
6950	Disability Insurance	416.06	422.00	422.00	422.00
6960	Health Insurance	94,213.03	92,735.00	96,741.00	76,594.00
6960.M	Health Insurance Part B	6,940.80	4,629.00	7,080.00	7,080.00
6960.R	Health Insurance Retirees	57,689.08	70,281.00	54,669.00	54,669.00
6968	In Lieu Of Health Ins	900.00	.00	1,950.00	1,800.00
<i>Fringe Benefits Totals</i>		<b>\$247,534.13</b>	<b>\$262,857.00</b>	<b>\$246,743.72</b>	<b>\$216,778.00</b>
Division <b>433 - Reflections PROS Totals</b>		<b>\$783,208.00</b>	<b>\$863,411.00</b>	<b>\$836,250.82</b>	<b>\$801,074.00</b>
Division <b>434 - Alcoholism</b>					
<i>Personal Services</i>					
6000	Regular Wages	460,101.75	486,122.00	556,972.00	556,972.00
6810	Overtime	146.43	.00	.00	.00
<i>Personal Services Totals</i>		<b>\$460,248.18</b>	<b>\$486,122.00</b>	<b>\$556,972.00</b>	<b>\$556,972.00</b>
<i>Equipment &amp; Capital Outlay</i>					
7010	Furniture & Furnishings	.00	620.00	.00	.00
7020	Office Equipment	.00	1,969.00	.00	.00

Account	Account Description	2021 Actual Amount	2022 Amended Budget	2023 Department	2023 Budget Officer
<b>Fund A - General Fund</b>					
Department <b>43 - Mental Health &amp; Addiction</b>					
Division <b>434 - Alcoholism</b>					
<i>Equipment &amp; Capital Outlay</i>					
7033	Personal Computers	362.64	9,120.00	.00	.00
7053	Medical Equipment	.00	7,500.00	1,452.00	1,452.00
<i>Equipment &amp; Capital Outlay Totals</i>		<b>\$362.64</b>	<b>\$19,209.00</b>	<b>\$1,452.00</b>	<b>\$1,452.00</b>
<i>Contractual Expenses</i>					
7001	Employee Mileage Reimb	82.32	.00	.00	.00
8120	Physicians	15,100.00	20,800.00	20,800.00	15,000.00
8125	Lab Fees	200.00	.00	.00	.00
8150	Training Services	462.00	10,500.00	2,400.00	1,200.00
8160	Data Processing Fees	11,193.87	13,962.00	11,853.00	11,853.00
8190	Other Professional Srv	8,925.00	55,511.00	15,000.00	15,000.00
8192	Translator	.00	1,600.00	1,600.00	600.00
8200	Departmental Supplies	117.46	8,800.00	1,737.00	1,737.00
8221	Building Materials	.00	75.00	75.00	.00
8222	Cleaning/Paper Supplies	164.62	1,398.00	415.00	415.00
8241	Prescription Drugs & Supl	17,772.45	49,131.29	.00	.00
8242	Consumable Medical Supply	1,459.42	1,350.00	1,715.00	1,715.00
8294	Equipment Repairs	.00	.00	50.00	.00
8350	Client Transportation	.00	5,000.00	.00	.00
8461	Building Component Mntce	7,154.47	7,304.00	4,931.00	4,931.00
8462	Disposal Of Special Waste	81.27	152.00	152.00	100.00
8491	New York State Charges	15,869.05	.00	14,969.00	14,969.00
8512	Conference Fees	.00	5,000.00	.00	.00
8514	Publications	.00	7,000.00	.00	.00
8520	Software	106.55	18,416.00	3,023.00	16,500.00
8521	Minor IT Equipment	.00	1,067.00	700.00	.00
8531	Postage	840.00	800.00	1,000.00	1,000.00
8531.I	Postage Internal	35.86	.00	.00	.00
8533	Telephone	1,570.25	1,557.00	2,497.00	2,497.00
8533.I	Telephone Internal	708.50	1,158.00	1,178.00	1,178.00
8534	Paging/Answering Service	1,151.55	2,250.00	1,173.00	1,173.00

Account	Account Description	2021 Actual Amount	2022 Amended Budget	2023 Department	2023 Budget Officer
<b>Fund A - General Fund</b>					
Department <b>43 - Mental Health &amp; Addiction</b>					
Division <b>434 - Alcoholism</b>					
<i>Contractual Expenses</i>					
8540	Minor Office Furn & Equip	.00	7,771.00	668.00	3.00
8543	Office Equipment Rental	1,087.32	1,152.00	1,106.00	1,106.00
8550	Office Supplies	222.73	1,020.00	377.00	377.00
8550.I	Office Supplies Internal	46.41	.00	100.00	.00
8621	Rent Of Space	55,371.84	55,787.00	57,461.00	57,461.00
8622	Heating Expense	674.99	1,000.00	1,159.00	1,159.00
8623	Electricity	2,612.01	2,500.00	2,742.00	2,742.00
8624	Water Charges	28.64	35.00	32.00	32.00
8625	Sewer Charges	51.69	75.00	60.00	60.00
8626	Property Taxes & Assmnts	7,190.38	7,455.00	7,455.00	7,455.00
8627	Bldg Maintenance Supplies	12.08	.00	.00	.00
8628	Refuse Removal	220.28	225.00	169.00	169.00
8636.I	General Liability Ins Internal	830.00	3,120.00	3,279.00	3,279.00
8637.I	Prof & Special Liability Internal	7,541.00	35,356.00	35,216.00	35,216.00
<i>Contractual Expenses Totals</i>		<b>\$158,884.01</b>	<b>\$328,327.29</b>	<b>\$195,092.00</b>	<b>\$198,927.00</b>
<i>Fringe Benefits</i>					
6910	Retirement	64,743.06	55,327.00	79,936.00	64,278.00
6930	Social Security	32,859.12	38,586.00	42,609.00	42,609.00
6940	Workers Compensation	14,465.89	14,819.00	13,451.00	13,451.00
6950	Disability Insurance	562.56	563.00	633.00	633.00
6960	Health Insurance	123,743.64	110,930.00	158,567.00	125,544.00
6960.M	Health Insurance Part B	11,568.00	11,457.00	11,799.00	11,799.00
6960.R	Health Insurance Retirees	52,028.16	49,857.00	52,141.00	52,141.00
6968	In Lieu Of Health Ins	1,800.00	1,800.00	1,950.00	1,800.00
<i>Fringe Benefits Totals</i>		<b>\$301,770.43</b>	<b>\$283,339.00</b>	<b>\$361,086.00</b>	<b>\$312,255.00</b>
Division <b>434 - Alcoholism Totals</b>		<b>\$921,265.26</b>	<b>\$1,116,997.29</b>	<b>\$1,114,602.00</b>	<b>\$1,069,606.00</b>
Division <b>435 - CSS Transportation</b>					
<i>Contractual Expenses</i>					
8350	Client Transportation	.00	6,482.00	.00	.00
<i>Contractual Expenses Totals</i>		<b>\$0.00</b>	<b>\$6,482.00</b>	<b>\$0.00</b>	<b>\$0.00</b>
Division <b>435 - CSS Transportation Totals</b>		<b>\$0.00</b>	<b>\$6,482.00</b>	<b>\$0.00</b>	<b>\$0.00</b>

Account	Account Description	2021 Actual Amount	2022 Amended Budget	2023 Department	2023 Budget Officer
<b>Fund A - General Fund</b>					
Department <b>43 - Mental Health &amp; Addiction</b>					
Division <b>436 - Criminal Court Procedures</b>					
<i>Contractual Expenses</i>					
8491	New York State Charges	930,562.93	739,319.00	662,063.00	520,000.00
<i>Contractual Expenses Totals</i>		<b>\$930,562.93</b>	<b>\$739,319.00</b>	<b>\$662,063.00</b>	<b>\$520,000.00</b>
Division <b>436 - Criminal Court Procedures Totals</b>		<b>\$930,562.93</b>	<b>\$739,319.00</b>	<b>\$662,063.00</b>	<b>\$520,000.00</b>
Division <b>438 - V 2 V</b>					
<i>Personal Services</i>					
6000	Regular Wages	42,165.31	44,611.00	34,018.00	34,018.00
<i>Personal Services Totals</i>		<b>\$42,165.31</b>	<b>\$44,611.00</b>	<b>\$34,018.00</b>	<b>\$34,018.00</b>
<i>Equipment &amp; Capital Outlay</i>					
7033	Personal Computers	823.03	.00	.00	.00
<i>Equipment &amp; Capital Outlay Totals</i>		<b>\$823.03</b>	<b>\$0.00</b>	<b>\$0.00</b>	<b>\$0.00</b>
<i>Contractual Expenses</i>					
7001	Employee Mileage Reimb	1,003.47	2,000.00	1,000.00	1,000.00
7002	Transportation Reimbrsmnt	.00	110.00	100.00	100.00
8150	Training Services	67.00	200.00	200.00	200.00
8160	Data Processing Fees	2,429.80	5,000.00	5,000.00	5,000.00
8190	Other Professional Srv	2,344.41	5,000.00	5,000.00	5,000.00
8200	Departmental Supplies	1,344.32	1,000.00	1,000.00	1,000.00
8211	Food/Food Supplies	2,313.16	2,000.00	2,000.00	2,000.00
8262	Client Outreach Supplies	.00	1,000.00	1,000.00	1,000.00
8291	Equipment Rental	128.38	500.00	500.00	500.00
8350	Client Transportation	.00	100.00	100.00	100.00
8410	Advertising	.00	1,600.00	1,600.00	1,600.00
8480	Entertainment	1,676.00	1,750.00	1,750.00	1,750.00
8513	Meeting Expenses	6,217.19	5,000.00	5,000.00	5,000.00
8514	Publications	.00	500.00	500.00	500.00
8520	Software	.00	410.00	410.00	1.00
8521	Minor IT Equipment	.00	.00	175.00	1.00
8531	Postage	.00	40.00	40.00	40.00
8531.I	Postage Internal	.00	25.00	25.00	25.00
8533	Telephone	374.76	500.00	500.00	500.00
8540	Minor Office Furn & Equip	.00	575.00	400.00	1.00
8543	Office Equipment Rental	.00	126.00	1,000.00	1,000.00

Account	Account Description	2021 Actual Amount	2022 Amended Budget	2023 Department	2023 Budget Officer
<b>Fund A - General Fund</b>					
Department <b>43 - Mental Health &amp; Addiction</b>					
Division <b>438 - V 2 V</b>					
<i>Contractual Expenses</i>					
8550.I	Office Supplies Internal	389.02	1,500.00	500.00	500.00
8560	Printing	55.00	400.00	400.00	400.00
8560.I	Printing Internal	.00	100.00	100.00	100.00
8614	Mileage Reimb Volunteers	1,856.52	3,500.00	3,500.00	3,500.00
8621	Rent Of Space	14,506.98	28,500.00	28,500.00	28,500.00
8622	Heating Expense	650.24	750.00	1,025.00	1,025.00
8623	Electricity	1,274.53	1,400.00	1,400.00	1,400.00
9000	Unallocated Amount	.00	59,487.00	84,761.00	84,761.00
<i>Contractual Expenses Totals</i>		<b>\$36,630.78</b>	<b>\$123,073.00</b>	<b>\$147,486.00</b>	<b>\$146,504.00</b>
<i>Fringe Benefits</i>					
6930	Social Security	3,177.53	3,413.00	2,603.00	2,603.00
6940	Workers Compensation	1,334.55	1,368.00	822.00	822.00
6950	Disability Insurance	70.32	71.00	71.00	71.00
<i>Fringe Benefits Totals</i>		<b>\$4,582.40</b>	<b>\$4,852.00</b>	<b>\$3,496.00</b>	<b>\$3,496.00</b>
Division <b>438 - V 2 V Totals</b>		<b>\$84,201.52</b>	<b>\$172,536.00</b>	<b>\$185,000.00</b>	<b>\$184,018.00</b>
Division <b>441 - Supported OrganizationsMH</b>					
<i>Contractual Expenses</i>					
8726.014	Transitional Services CCS	.00	3,682.00	3,730.00	3,730.00
8726.034	Transitional Services ICM	42,582.00	42,281.00	42,831.00	42,831.00
8726.039	Transitional Services Rehab	840.00	1,766.00	1,788.00	1,788.00
8726.078	Transitional Services SH	449,287.00	560,641.00	584,482.00	584,482.00
8726.200	Transitional Services RF	318,281.50	447,646.00	456,464.00	456,464.00
8726.570	Transitional Services TSA Health Homes	246,094.00	267,842.00	271,316.00	271,316.00
8726.965	Transitional Services TSA Salary COLA	1,638.00	7,579.00	6,978.00	7,111.00
8727.002	Unlimited Possibilities CS	36,423.00	36,423.00	36,423.00	36,423.00
8727.014	Unlimited Possibilities CSS	194,279.15	321,897.00	326,073.00	326,073.00
8727.037	Unlimited Possibilities ISE	25,387.90	29,911.00	30,299.00	30,299.00
8727.039	Unlimited Possibilities PR	34,868.93	41,016.00	41,548.00	41,548.00
8727.040	Unlimited Possibilities Unlimited Possibilities IJR	92,670.81	115,636.00	117,136.00	117,136.00
8727.200	Unlimited Possibilities RF	169,882.30	189,061.00	191,514.00	191,514.00
8727.965	Unlimited Possibilities Salary COLA	13,072.40	12,807.00	12,025.00	11,994.00

Account	Account Description	2021 Actual Amount	2022 Amended Budget	2023 Department	2023 Budget Officer
<b>Fund A - General Fund</b>					
Department <b>43 - Mental Health &amp; Addiction</b>					
Division <b>441 - Supported OrganizationsMH</b>					
<i>Contractual Expenses</i>					
8728.002	Community Human Service Captain - County Share	.00	10,465.00	10,465.00	10,465.00
8728.046	Community Human Service Community Human Service	8,427.00	18,212.00	18,448.00	18,448.00
8728.200	Community Human Service CHS RIV	(5,906.00)	13,857.00	14,037.00	14,037.00
8728.965	Community Human Service Salary COLA	(33.50)	14.00	.00	.00
8729.001	Mechanicville Srv LA	4,637.00	9,746.00	9,873.00	9,873.00
8729.002	Mechanicville Srv Mech County Share	.00	3,422.00	3,422.00	3,422.00
8729.014	Mechanicville Srv CSS	198.50	417.00	423.00	423.00
8729.965	Mechanicville Srv Mechanicville SrvCtrCOLA	135.00	318.00	401.00	290.00
8730.200	Community Workshop RF	3,008.00	8,996.00	9,113.00	9,113.00
8731.001	Sar Center For Family LA	5,281.50	7,929.00	8,031.00	8,031.00
8731.002	Sar Center For Family CS	11,085.00	11,085.00	11,085.00	11,085.00
8731.965	Sar Center For Family SCFF COLA	.00	9.00	.00	.00
8732.078	Rehabilitation Support Services SH	59,374.50	73,132.00	76,242.00	76,242.00
8732.200	Rehabilitation Support Services SH RIV	59,867.25	71,013.00	71,934.00	71,934.00
8733.037	Assn of Ret Citizens LSE	1,018.00	8,890.00	9,006.00	9,006.00
8734.002	Shelters Of Saratoga Inc Wildwood Rec Program	.00	13,180.00	13,180.00	13,180.00
8734.034	Shelters Of Saratoga Inc LCM	48,049.00	40,396.00	40,921.00	40,921.00
8735.200	Citizens Committee RIV	1,000.00	1,000.00	1,000.00	1,000.00
8741.200	NEP & CSOC RF	3,667.75	13,486.00	13,661.00	13,661.00
8749.037	Northeast Career Planning Northeast Career Planning	3,686.08	14,608.00	14,797.00	14,797.00
8749.965	Northeast Career Planning Salary COLA	135.00	.00	.00	.00
<i>Contractual Expenses Totals</i>		<b>\$1,828,937.07</b>	<b>\$2,398,363.00</b>	<b>\$2,448,646.00</b>	<b>\$2,448,637.00</b>
Division <b>441 - Supported OrganizationsMH Totals</b>		<b>\$1,828,937.07</b>	<b>\$2,398,363.00</b>	<b>\$2,448,646.00</b>	<b>\$2,448,637.00</b>
Division <b>442 - Supported OrganizationsMR</b>					
<i>Contractual Expenses</i>					
8727.001	Unlimited Possibilities LA	1,014.00	1,014.00	808.00	808.00
8732.002	Rehabilitation Support Services UCP CS	10,264.00	10,264.00	10,264.00	10,264.00
8733.001	Assn of Ret Citizens LA	9,667.00	9,667.00	10,272.00	10,272.00
8733.002	Assn of Ret Citizens CS	.00	55,767.00	55,767.00	55,767.00
8734.002	Shelters Of Saratoga Inc Wildwood Rec Program	3,596.00	3,596.00	3,596.00	3,596.00
<i>Contractual Expenses Totals</i>		<b>\$24,541.00</b>	<b>\$80,308.00</b>	<b>\$80,707.00</b>	<b>\$80,707.00</b>



Account	Account Description	2021 Actual Amount	2022 Amended Budget	2023 Department	2023 Budget Officer
<b>Fund A - General Fund</b>					
Department <b>43 - Mental Health &amp; Addiction</b>					
Division <b>442 - Supported OrganizationsMR Totals</b>		\$24,541.00	\$80,308.00	\$80,707.00	\$80,707.00
Division <b>443 - Supported OrganizationASA</b>					
<i>Contractual Expenses</i>					
8650	Catholic Schools - 013	9,680.00	28,977.00	29,353.00	29,353.00
8650.002	Catholic Schools - 013 AlbDio County Share	.00	9,455.00	9,455.00	9,455.00
8726.013	Transitional Services ASA	280,806.50	277,031.00	280,119.00	280,119.00
8729.001	Mechanicville Srv LA	735.50	1,486.00	1,566.00	1,566.00
8735.002	Citizens Committee Franklin County Share	.00	19,245.00	19,245.00	19,245.00
8735.013	Citizens Committee Franklin Community Ctr	56,547.00	58,984.00	59,749.00	59,749.00
8738.002	ASAPP County Share	15,516.00	25,780.00	28,280.00	99,161.00
8738.013	ASAPP ASA	612,218.00	765,382.00	693,692.00	781,266.00
<i>Contractual Expenses Totals</i>		\$975,503.00	\$1,186,340.00	\$1,121,459.00	\$1,279,914.00
Division <b>443 - Supported OrganizationASA Totals</b>		\$975,503.00	\$1,186,340.00	\$1,121,459.00	\$1,279,914.00
Department <b>43 - Mental Health &amp; Addiction Totals</b>		\$11,399,717.65	\$12,903,657.57	\$13,219,270.59	\$12,716,884.00
Department <b>50 - Public Works</b>					
Division <b>000 - Dept Operations/Adminstrn</b>					
<i>Personal Services</i>					
6000	Regular Wages	2,767,916.26	3,604,214.39	2,644,265.12	2,644,266.00
6810	Overtime	18,660.01	.00	.00	.00
6890	General Salary Provision	.00	23,340.00	.00	.00
<i>Personal Services Totals</i>		\$2,786,576.27	\$3,627,554.39	\$2,644,265.12	\$2,644,266.00
<i>Equipment &amp; Capital Outlay</i>					
7020	Office Equipment	.00	3,500.00	.00	.00
7033	Personal Computers	1,156.00	2,463.00	1,205.00	1.00
7041	Cars & Light Trucks	100,612.46	224,472.93	.00	.00
7043	Rolling Stock - Off Hwy	.00	165,000.00	.00	.00
7054	Building Mntn Equipment	15,271.60	16,350.00	31,832.00	20,000.00
7093	Bldg - Construction Cost	.00	100,000.00	500,000.00	.00
7094	Bldg Components Realty	216,220.06	2,489,478.18	2,150,000.00	755,003.00
7094.I	Bldg Components Realty Internal	1,076.69	.00	.00	.00
7098	Prof Srv For Cap Purposes	.00	20,000.00	.00	.00
<i>Equipment &amp; Capital Outlay Totals</i>		\$334,336.81	\$3,021,264.11	\$2,683,037.00	\$775,004.00
<i>Contractual Expenses</i>					
7006	Receipted Clothing Reimb	4,651.06	4,200.00	6,150.00	4,000.00

Account	Account Description	2021 Actual Amount	2022 Amended Budget	2023 Department	2023 Budget Officer
Fund	<b>A - General Fund</b>				
	Department <b>50 - Public Works</b>				
	Division <b>000 - Dept Operations/Adminstrn</b>				
	<i>Contractual Expenses</i>				
8150	Training Services	1,125.00	2,325.00	450.00	450.00
8190	Other Professional Srv	5,986.53	8,000.00	8,000.00	6,000.00
8200	Departmental Supplies	1,419.55	3,600.00	.00	.00
8221	Building Materials	50,780.90	80,000.00	.00	.00
8222	Cleaning/Paper Supplies	52,285.03	75,000.00	75,000.00	57,000.00
8252	Vehicle Parts & Supplies	143.70	1,000.00	1,000.00	200.00
8291	Equipment Rental	.00	500.00	500.00	.00
8292	Equipment Inspections	.00	420.00	.00	.00
8293	Equipment Maintenance	9,075.04	15,000.00	15,000.00	10,000.00
8294	Equipment Repairs	2,595.47	4,000.00	4,000.00	2,500.00
8296	Hand Tools	5,812.97	6,500.00	11,100.00	7,000.00
8299	Misc Equipment Supplies	88.67	2,000.00	2,000.00	2,000.00
8400	Licenses & Permits	.00	900.00	1,125.00	1,125.00
8461	Building Component Mntce	237,026.19	368,000.00	187,164.00	137,971.00
8517	Employment Physicals	790.00	2,872.00	1,923.00	1,923.00
8518	Uniform Expenses	13,027.95	11,000.00	13,000.00	11,000.00
8519	Personal Safety Supplies	1,738.13	3,500.00	1,500.00	1,500.00
8520	Software	281.00	6,560.00	3,280.00	2,066.00
8531.I	Postage Internal	24.28	80.00	80.00	80.00
8533	Telephone	2,790.43	3,000.00	2,424.00	2,424.00
8534	Paging/Answering Service	438.00	440.00	438.00	438.00
8535	Internet Service	7,530.82	7,300.00	8,268.00	8,268.00
8540	Minor Office Furn & Equip	(35.40)	350.00	.00	2.00
8550	Office Supplies	59.75	50.00	50.00	.00
8550.I	Office Supplies Internal	3,130.82	1,000.00	1,100.00	850.00
8560.I	Printing Internal	443.51	400.00	400.00	400.00
8611.I	Vehicle Fuel Internal	25,622.75	22,000.00	41,580.00	41,580.00
8612.I	Vehicle Maintenance & Rep Internal	22,813.14	27,000.00	26,000.00	26,000.00
8619	Miscellaneous Vehicle Exp	15.28	4,100.00	6,092.00	6,092.00
8622	Heating Expense	64,017.62	84,000.00	68,000.00	62,000.00

Account	Account Description	2021 Actual Amount	2022 Amended Budget	2023 Department	2023 Budget Officer
<b>Fund A - General Fund</b>					
Department <b>50 - Public Works</b>					
Division <b>000 - Dept Operations/Adminstrn</b>					
<i>Contractual Expenses</i>					
8623	Electricity	347,335.08	320,000.00	378,432.00	378,432.00
8624	Water Charges	73,100.44	75,000.00	80,000.00	75,000.00
8625	Sewer Charges	35,959.99	32,000.00	36,000.00	36,000.00
8627	Bldg Maintenance Supplies	.00	.00	341,080.00	150,000.00
8628	Refuse Removal	19,141.05	20,000.00	21,000.00	19,080.00
<i>Contractual Expenses Totals</i>		<b>\$989,214.75</b>	<b>\$1,192,097.00</b>	<b>\$1,342,136.00</b>	<b>\$1,051,381.00</b>
<i>Fringe Benefits</i>					
6910	Retirement	398,459.77	323,862.20	387,440.63	311,546.00
6930	Social Security	201,326.72	281,014.00	202,003.24	202,004.00
6940	Workers Compensation	68,258.80	76,071.00	63,828.00	63,828.00
6950	Disability Insurance	3,574.60	4,853.00	3,376.00	3,376.00
6960	Health Insurance	673,712.31	922,259.00	640,456.00	507,075.00
6960.M	Health Insurance Part B	25,546.00	20,735.00	27,139.00	27,139.00
6960.R	Health Insurance Retirees	205,431.97	188,793.00	231,207.00	231,207.00
6968	In Lieu Of Health Ins	15,600.00	14,400.00	15,600.00	14,400.00
<i>Fringe Benefits Totals</i>		<b>\$1,591,910.17</b>	<b>\$1,831,987.20</b>	<b>\$1,571,049.87</b>	<b>\$1,360,575.00</b>
Division <b>000 - Dept Operations/Adminstrn Totals</b>		<b>\$5,702,038.00</b>	<b>\$9,672,902.70</b>	<b>\$8,240,487.99</b>	<b>\$5,831,226.00</b>
Division <b>513 - Airport</b>					
<i>Equipment &amp; Capital Outlay</i>					
7080	Other Equipment	.00	650,500.00	.00	.00
7091	Land Acquisition & Impmts	2,400.00	.00	240,000.00	240,000.00
7092	Infrastructure	1,448,738.00	.00	.00	.00
7093	Bldg - Construction Cost	4,838,499.00	3,933,937.00	.00	.00
7098	Prof Srv For Cap Purposes	28,486.48	87,325.00	665,000.00	565,001.00
<i>Equipment &amp; Capital Outlay Totals</i>		<b>\$6,318,123.48</b>	<b>\$4,671,762.00</b>	<b>\$905,000.00</b>	<b>\$805,001.00</b>
<i>Contractual Expenses</i>					
8130	Architects/Engineers	56,359.40	1,744,461.00	.00	.00
8200	Departmental Supplies	.00	.00	175.00	.00
8221	Building Materials	459.48	4,000.00	4,000.00	1,500.00
8293	Equipment Maintenance	4,059.97	8,000.00	7,960.00	3,961.00
8294	Equipment Repairs	2,772.04	2,500.00	4,000.00	6,000.00
8400	Licenses & Permits	1,730.00	.00	.00	.00

Account	Account Description	2021 Actual Amount	2022 Amended Budget	2023 Department	2023 Budget Officer
<b>Fund A - General Fund</b>					
Department <b>50 - Public Works</b>					
Division <b>513 - Airport</b>					
<i>Contractual Expenses</i>					
8533	Telephone	356.75	400.00	400.00	384.00
8623	Electricity	1,963.66	2,000.00	2,118.00	2,118.00
<i>Contractual Expenses Totals</i>		<u>\$67,701.30</u>	<u>\$1,761,361.00</u>	<u>\$18,653.00</u>	<u>\$13,963.00</u>
Division <b>513 - Airport Totals</b>		<u>\$6,385,824.78</u>	<u>\$6,433,123.00</u>	<u>\$923,653.00</u>	<u>\$818,964.00</u>
Division <b>521 - Motor Pool</b>					
<i>Equipment &amp; Capital Outlay</i>					
7070	Bldg Component Personalty	.00	.00	450,000.00	450,000.00
<i>Equipment &amp; Capital Outlay Totals</i>		<u>\$0.00</u>	<u>\$0.00</u>	<u>\$450,000.00</u>	<u>\$450,000.00</u>
<i>Contractual Expenses</i>					
8221	Building Materials	616.00	400.00	400.00	400.00
8292	Equipment Inspections	580.00	4,700.00	650.00	650.00
8294	Equipment Repairs	852.87	25,750.00	.00	.00
8611	Vehicle Fuel	334,633.54	620,000.00	492,474.00	492,474.00
<i>Contractual Expenses Totals</i>		<u>\$336,682.41</u>	<u>\$650,850.00</u>	<u>\$493,524.00</u>	<u>\$493,524.00</u>
Division <b>521 - Motor Pool Totals</b>		<u>\$336,682.41</u>	<u>\$650,850.00</u>	<u>\$943,524.00</u>	<u>\$943,524.00</u>
Department <b>50 - Public Works Totals</b>		<u>\$12,424,545.19</u>	<u>\$16,756,875.70</u>	<u>\$10,107,664.99</u>	<u>\$7,593,714.00</u>
Department <b>60 - Social Services</b>					
Division <b>000 - Dept Operations/Adminstrn</b>					
<i>Personal Services</i>					
6000	Regular Wages	1,275,960.33	1,128,890.25	966,937.26	966,938.00
6810	Overtime	1,777.46	.00	.00	.00
6890	General Salary Provision	.00	435,976.00	.00	.00
<i>Personal Services Totals</i>		<u>\$1,277,737.79</u>	<u>\$1,564,866.25</u>	<u>\$966,937.26</u>	<u>\$966,938.00</u>
<i>Equipment &amp; Capital Outlay</i>					
7033	Personal Computers	6,353.46	6,353.46	.00	.00
<i>Equipment &amp; Capital Outlay Totals</i>		<u>\$6,353.46</u>	<u>\$6,353.46</u>	<u>\$0.00</u>	<u>\$0.00</u>
<i>Contractual Expenses</i>					
7001	Employee Mileage Reimb	4,635.84	10,980.00	11,800.00	10,000.00
7002	Transportation Reimbrsmnt	.00	25.00	35.00	.00
7004	Meal Reimb - Overnight	.00	22.00	176.00	.00
7005	Meal Reimb - No Overnight	.00	224.00	640.00	.00
8113	Other Witnesses	(152.24)	.00	.00	.00
8115	Transcripts/Stenography	15.00	.00	.00	.00

Account	Account Description	2021 Actual Amount	2022 Amended Budget	2023 Department	2023 Budget Officer
<b>Fund A - General Fund</b>					
Department <b>60 - Social Services</b>					
Division <b>000 - Dept Operations/Adminstrn</b>					
<i>Contractual Expenses</i>					
8291	Equipment Rental	18.44	435.00	500.00	500.00
8310	Legal Service For Clients	70,530.00	76,500.00	75,712.00	75,712.00
8460	Rent Special	.00	50.00	50.00	50.00
8491	New York State Charges	75,846.00	62,000.00	73,757.00	73,757.00
8511	Association Dues	5,867.00	6,043.00	6,224.00	6,224.00
8512	Conference Fees	247.00	1,698.00	1,796.00	850.00
8512.ML	Conference Fees Meals & Lodging	.00	100.00	503.00	100.00
8514	Publications	2,444.86	4,023.18	2,851.00	2,851.00
8516	Employee Testing/Crtfctn	80.00	80.00	40.00	40.00
8520	Software	.00	1,640.00	.00	4.00
8531.I	Postage Internal	6,717.55	8,000.00	7,000.00	7,000.00
8532	Other Shipping Charges	72.71	.00	.00	.00
8533.I	Telephone Internal	1,569.41	995.00	1,000.00	1,000.00
8540	Minor Office Furn & Equip	4,526.08	1,242.43	.00	6.00
8543	Office Equipment Rental	1,267.71	1,286.00	1,212.00	1,212.00
8550	Office Supplies	486.80	1,295.40	700.00	700.00
8550.I	Office Supplies Internal	1,923.56	1,900.00	2,000.00	2,000.00
8560	Printing	.00	450.00	450.00	450.00
8560.I	Printing Internal	2,942.32	3,400.00	3,600.00	3,600.00
<i>Contractual Expenses Totals</i>		<b>\$179,038.04</b>	<b>\$182,389.01</b>	<b>\$190,046.00</b>	<b>\$186,056.00</b>
<i>Fringe Benefits</i>					
6910	Retirement	198,533.69	168,631.73	163,698.15	131,632.00
6930	Social Security	94,058.13	178,978.00	73,191.11	73,192.00
6940	Workers Compensation	41,746.67	42,766.00	23,335.00	23,335.00
6950	Disability Insurance	1,260.99	2,641.00	1,055.00	1,055.00
6960	Health Insurance	284,068.82	575,395.00	273,532.00	216,567.00
6960.M	Health Insurance Part B	29,594.80	28,421.00	28,515.00	28,515.00
6960.R	Health Insurance Retirees	150,792.07	124,325.00	134,329.00	134,329.00
6968	In Lieu Of Health Ins	7,155.00	8,550.00	5,850.00	5,400.00
<i>Fringe Benefits Totals</i>		<b>\$807,210.17</b>	<b>\$1,129,707.73</b>	<b>\$703,505.26</b>	<b>\$614,025.00</b>
Division <b>000 - Dept Operations/Adminstrn Totals</b>		<b>\$2,270,339.46</b>	<b>\$2,883,316.45</b>	<b>\$1,860,488.52</b>	<b>\$1,767,019.00</b>

Account	Account Description	2021 Actual Amount	2022 Amended Budget	2023 Department	2023 Budget Officer
<b>Fund A - General Fund</b>					
Department <b>60 - Social Services</b>					
Division <b>601 - Temporary Assistance Adm</b>					
<i>Personal Services</i>					
6000	Regular Wages	997,714.48	1,061,163.00	1,315,641.45	1,315,642.00
6810	Overtime	355.76	.00	.00	.00
6830	On-Call Pay	19,619.34	21,000.00	.00	21,000.00
<i>Personal Services Totals</i>		<b>\$1,017,689.58</b>	<b>\$1,082,163.00</b>	<b>\$1,315,641.45</b>	<b>\$1,336,642.00</b>
<i>Equipment &amp; Capital Outlay</i>					
7020	Office Equipment	.00	6,620.00	.00	.00
7033	Personal Computers	6,353.46	11,153.46	.00	.00
7080	Other Equipment	.00	7,722.00	.00	.00
<i>Equipment &amp; Capital Outlay Totals</i>		<b>\$6,353.46</b>	<b>\$25,495.46</b>	<b>\$0.00</b>	<b>\$0.00</b>
<i>Contractual Expenses</i>					
7001	Employee Mileage Reimb	203.72	1,135.00	2,000.00	1,200.00
7002	Transportation Reimbrsmnt	.00	15.00	25.00	.00
7004	Meal Reimb - Overnight	.00	.00	1,050.00	500.00
7005	Meal Reimb - No Overnight	.00	480.00	720.00	350.00
7601.CDBLU	Bics Payments Code Blue Supplement	280,109.06	395,907.00	406,332.00	406,332.00
7601.ERAP	Bics Payments Emergency Rental Assistance Prog	157,564.81	464,589.00	.00	.00
8190	Other Professional Srv	3,000.00	4,750.00	3,000.00	3,000.00
8192	Translator	171.75	360.00	227.00	227.00
8291	Equipment Rental	6.64	340.00	340.00	340.00
8350	Client Transportation	1,948.80	975.00	400.00	400.00
8381	Rent for Clients	400.00	.00	.00	.00
8512	Conference Fees	100.00	259.00	274.00	274.00
8514	Publications	267.08	294.00	300.00	300.00
8531.I	Postage Internal	5,858.53	6,250.00	6,250.00	6,250.00
8533	Telephone	.00	900.00	.00	.00
8533.I	Telephone Internal	2,196.24	2,984.00	3,000.00	3,000.00
8540	Minor Office Furn & Equip	1,734.26	.00	.00	.00
8543	Office Equipment Rental	2,183.40	2,221.00	2,475.00	2,475.00
8550	Office Supplies	1,632.35	2,387.20	2,061.00	2,061.00
8550.I	Office Supplies Internal	1,347.91	1,100.00	1,200.00	1,200.00
8560.I	Printing Internal	1,695.17	1,950.00	1,950.00	1,950.00

Account	Account Description	2021 Actual Amount	2022 Amended Budget	2023 Department	2023 Budget Officer
<b>Fund A - General Fund</b>					
Department <b>60 - Social Services</b>					
Division <b>601 - Temporary Assistance Adm</b>					
<i>Contractual Expenses</i>					
<i>Contractual Expenses Totals</i>		\$460,419.72	\$886,896.20	\$431,604.00	\$429,859.00
<i>Fringe Benefits</i>					
6910	Retirement	150,523.20	147,386.00	191,665.08	154,120.00
6930	Social Security	72,834.15	74,522.00	100,646.96	100,647.00
6940	Workers Compensation	32,259.35	33,047.00	31,764.00	31,764.00
6950	Disability Insurance	1,388.82	1,337.00	1,829.00	1,829.00
6960	Health Insurance	305,351.97	264,576.00	400,990.00	317,480.00
6960.M	Health Insurance Part B	12,050.00	10,931.00	12,979.00	12,979.00
6960.R	Health Insurance Retirees	90,100.39	71,859.00	86,334.00	86,334.00
6968	In Lieu Of Health Ins	3,450.00	1,800.00	3,900.00	3,600.00
<i>Fringe Benefits Totals</i>		\$667,957.88	\$605,458.00	\$830,108.04	\$708,753.00
Division <b>601 - Temporary Assistance Adm Totals</b>		\$2,152,420.64	\$2,600,012.66	\$2,577,353.49	\$2,475,254.00
Division <b>602 - Medicaid Administration</b>					
<i>Personal Services</i>					
6000	Regular Wages	1,637,244.33	1,853,310.00	1,787,527.00	1,787,527.00
6810	Overtime	1,764.63	.00	.00	.00
6830	On-Call Pay	14,725.77	24,000.00	.00	19,000.00
<i>Personal Services Totals</i>		\$1,653,734.73	\$1,877,310.00	\$1,787,527.00	\$1,806,527.00
<i>Equipment &amp; Capital Outlay</i>					
7033	Personal Computers	11,295.04	11,295.04	.00	.00
<i>Equipment &amp; Capital Outlay Totals</i>		\$11,295.04	\$11,295.04	\$0.00	\$0.00
<i>Contractual Expenses</i>					
7001	Employee Mileage Reimb	35,500.69	35,500.00	40,000.00	35,500.00
7002	Transportation Reimbrsmnt	38.46	20.00	25.00	25.00
7005	Meal Reimb - No Overnight	62.00	536.00	1,024.00	500.00
8110.I	Attorneys Fees Internal	.00	.00	25,623.00	25,623.00
8119	Expense Re Legal Service	2.00	.00	.00	.00
8192	Translator	79.50	125.00	125.00	125.00
8291	Equipment Rental	6.83	350.00	350.00	350.00
8512	Conference Fees	253.00	259.00	274.00	274.00
8531.I	Postage Internal	5,057.53	7,500.00	6,425.00	6,425.00

Account	Account Description	2021 Actual Amount	2022 Amended Budget	2023 Department	2023 Budget Officer
<b>Fund A - General Fund</b>					
Department <b>60 - Social Services</b>					
Division <b>602 - Medicaid Administration</b>					
<i>Contractual Expenses</i>					
8533.I	Telephone Internal	3,660.48	4,974.00	5,000.00	5,000.00
8540	Minor Office Furn & Equip	2,592.46	.00	.00	.00
8543	Office Equipment Rental	2,083.20	2,115.00	2,270.00	2,270.00
8550	Office Supplies	3,055.92	3,979.00	3,000.00	3,000.00
8550.I	Office Supplies Internal	1,203.73	1,400.00	1,200.00	1,200.00
8560.I	Printing Internal	359.24	1,150.00	1,150.00	750.00
<i>Contractual Expenses Totals</i>		<b>\$53,955.04</b>	<b>\$57,908.00</b>	<b>\$86,466.00</b>	<b>\$81,042.00</b>
<i>Fringe Benefits</i>					
6910	Retirement	246,612.41	255,797.00	260,571.00	209,528.00
6930	Social Security	119,057.82	125,922.00	136,746.00	136,746.00
6940	Workers Compensation	56,195.81	57,567.00	43,169.00	43,169.00
6950	Disability Insurance	2,338.72	2,321.00	2,532.00	2,532.00
6960	Health Insurance	505,174.09	412,083.00	591,403.00	468,238.00
6960.M	Health Insurance Part B	33,065.20	31,612.00	33,628.00	33,628.00
6960.R	Health Insurance Retirees	144,619.82	122,260.00	179,759.00	179,759.00
6968	In Lieu Of Health Ins	6,750.00	9,000.00	3,900.00	3,600.00
<i>Fringe Benefits Totals</i>		<b>\$1,113,813.87</b>	<b>\$1,016,562.00</b>	<b>\$1,251,708.00</b>	<b>\$1,077,200.00</b>
Division <b>602 - Medicaid Administration Totals</b>		<b>\$2,832,798.68</b>	<b>\$2,963,075.04</b>	<b>\$3,125,701.00</b>	<b>\$2,964,769.00</b>
Division <b>603 - Food Stamps Admin</b>					
<i>Personal Services</i>					
6000	Regular Wages	1,026,334.31	1,080,277.00	1,227,698.00	1,227,698.00
6810	Overtime	5,843.88	.00	.00	.00
<i>Personal Services Totals</i>		<b>\$1,032,178.19</b>	<b>\$1,080,277.00</b>	<b>\$1,227,698.00</b>	<b>\$1,227,698.00</b>
<i>Equipment &amp; Capital Outlay</i>					
7033	Personal Computers	10,589.10	10,589.10	.00	.00
<i>Equipment &amp; Capital Outlay Totals</i>		<b>\$10,589.10</b>	<b>\$10,589.10</b>	<b>\$0.00</b>	<b>\$0.00</b>
<i>Contractual Expenses</i>					
7001	Employee Mileage Reimb	.00	865.00	1,170.00	900.00
7005	Meal Reimb - No Overnight	.00	256.00	512.00	120.00
8192	Translator	541.50	1,980.00	1,082.00	1,082.00
8291	Equipment Rental	4.97	260.00	260.00	260.00
8531	Postage	6,000.00	5,000.00	2,000.00	2,000.00



Account	Account Description	2021 Actual Amount	2022 Amended Budget	2023 Department	2023 Budget Officer
<b>Fund A - General Fund</b>					
Department <b>60 - Social Services</b>					
Division <b>603 - Food Stamps Admin</b>					
<i>Contractual Expenses</i>					
8531.I	Postage Internal	11,891.09	11,650.00	8,400.00	8,400.00
8533.I	Telephone Internal	2,013.24	2,736.00	2,750.00	2,750.00
8540	Minor Office Furn & Equip	1,482.21	.00	.00	.00
8543	Office Equipment Rental	268.20	.00	705.00	1.00
8550	Office Supplies	1,480.05	2,188.10	1,889.00	1,889.00
8550.I	Office Supplies Internal	858.93	900.00	900.00	900.00
8560.I	Printing Internal	1,047.68	2,150.00	850.00	850.00
<i>Contractual Expenses Totals</i>		<b>\$25,587.87</b>	<b>\$27,985.10</b>	<b>\$20,518.00</b>	<b>\$19,152.00</b>
<i>Fringe Benefits</i>					
6910	Retirement	140,339.88	150,725.00	150,551.00	121,060.00
6930	Social Security	74,782.40	79,313.00	93,919.00	93,919.00
6940	Workers Compensation	34,151.88	34,985.00	29,649.00	29,649.00
6950	Disability Insurance	1,541.18	1,548.00	1,829.00	1,829.00
6960	Health Insurance	245,807.75	212,120.00	338,833.00	268,268.00
6960.M	Health Insurance Part B	13,496.00	13,131.00	12,979.00	12,979.00
6960.R	Health Insurance Retirees	123,430.07	117,739.00	135,111.00	135,111.00
6968	In Lieu Of Health Ins	7,350.00	10,800.00	5,850.00	5,400.00
<i>Fringe Benefits Totals</i>		<b>\$640,899.16</b>	<b>\$620,361.00</b>	<b>\$768,721.00</b>	<b>\$668,215.00</b>
Division <b>603 - Food Stamps Admin Totals</b>		<b>\$1,709,254.32</b>	<b>\$1,739,212.20</b>	<b>\$2,016,937.00</b>	<b>\$1,915,065.00</b>
Division <b>604 - Child Support Collection</b>					
<i>Personal Services</i>					
6000	Regular Wages	863,069.39	916,737.00	965,638.03	965,639.00
6810	Overtime	29.68	.00	.00	.00
<i>Personal Services Totals</i>		<b>\$863,099.07</b>	<b>\$916,737.00</b>	<b>\$965,638.03</b>	<b>\$965,639.00</b>
<i>Equipment &amp; Capital Outlay</i>					
7033	Personal Computers	12,706.92	12,706.92	.00	.00
<i>Equipment &amp; Capital Outlay Totals</i>		<b>\$12,706.92</b>	<b>\$12,706.92</b>	<b>\$0.00</b>	<b>\$0.00</b>
<i>Contractual Expenses</i>					
7001	Employee Mileage Reimb	612.02	1,966.00	1,500.00	1,350.00
7005	Meal Reimb - No Overnight	.00	256.00	480.00	120.00
7008	Employee Tuition Reimb	.00	.00	1,600.00	1,600.00
8110.I	Attorneys Fees Internal	.00	.00	72,150.00	72,150.00

Account	Account Description	2021 Actual Amount	2022 Amended Budget	2023 Department	2023 Budget Officer
<b>Fund A - General Fund</b>					
Department <b>60 - Social Services</b>					
Division <b>604 - Child Support Collection</b>					
<i>Contractual Expenses</i>					
8114	Process Service	873.71	2,700.00	2,200.00	1,500.00
8125	Lab Fees	(688.52)	700.00	1,359.00	500.00
8194	Fingerprinting	510.00	204.00	204.00	204.00
8291	Equipment Rental	9.22	250.00	250.00	250.00
8491	New York State Charges	20,781.00	18,650.00	19,929.00	19,929.00
8512	Conference Fees	100.00	259.00	274.00	135.00
8514	Publications	163.59	180.00	187.00	187.00
8531.I	Postage Internal	2,577.44	3,100.00	2,800.00	2,800.00
8533.I	Telephone Internal	1,830.24	2,487.00	2,500.00	2,500.00
8540	Minor Office Furn & Equip	1,169.40	.00	.00	.00
8543	Office Equipment Rental	1,023.60	1,049.00	1,100.00	1,100.00
8550	Office Supplies	1,217.00	1,989.00	1,717.00	1,717.00
8550.I	Office Supplies Internal	756.05	1,150.00	724.00	724.00
8560	Printing	300.00	530.00	530.00	300.00
8560.I	Printing Internal	193.13	485.00	450.00	450.00
<i>Contractual Expenses Totals</i>		<b>\$31,427.88</b>	<b>\$35,955.00</b>	<b>\$109,954.00</b>	<b>\$107,516.00</b>
<i>Fringe Benefits</i>					
6910	Retirement	131,274.80	140,098.00	136,172.94	109,498.00
6930	Social Security	61,133.73	66,802.00	73,871.91	73,872.00
6940	Workers Compensation	31,259.76	32,023.00	24,321.00	24,321.00
6950	Disability Insurance	1,189.58	1,196.00	1,406.68	1,407.00
6960	Health Insurance	291,427.08	255,639.00	287,300.16	227,468.00
6960.M	Health Insurance Part B	13,206.80	11,936.00	15,339.00	15,339.00
6960.R	Health Insurance Retirees	84,970.19	63,337.00	113,594.00	113,594.00
6968	In Lieu Of Health Ins	3,900.00	3,600.00	3,900.00	3,600.00
<i>Fringe Benefits Totals</i>		<b>\$618,361.94</b>	<b>\$574,631.00</b>	<b>\$655,905.69</b>	<b>\$569,099.00</b>
Division <b>604 - Child Support Collection Totals</b>		<b>\$1,525,595.81</b>	<b>\$1,540,029.92</b>	<b>\$1,731,497.72</b>	<b>\$1,642,254.00</b>
Division <b>605 - Welfare Management System</b>					
<i>Personal Services</i>					
6000	Regular Wages	153,020.23	154,526.00	166,641.00	166,641.00
6810	Overtime	331.28	.00	.00	.00

Account	Account Description	2021 Actual Amount	2022 Amended Budget	2023 Department	2023 Budget Officer
<b>Fund A - General Fund</b>					
Department <b>60 - Social Services</b>					
Division <b>605 - Welfare Management System</b>					
<i>Personal Services</i>					
<i>Personal Services Totals</i>		\$153,351.51	\$154,526.00	\$166,641.00	\$166,641.00
<i>Equipment &amp; Capital Outlay</i>					
7033	Personal Computers	2,117.82	2,117.82	.00	.00
<i>Equipment &amp; Capital Outlay Totals</i>		\$2,117.82	\$2,117.82	\$0.00	\$0.00
<i>Contractual Expenses</i>					
7001	Employee Mileage Reimb	.00	.00	85.00	35.00
7002	Transportation Reimbrsmnt	.00	.00	15.00	.00
7005	Meal Reimb - No Overnight	.00	.00	32.00	.00
8512	Conference Fees	.00	259.00	274.00	125.00
8533.I	Telephone Internal	366.00	497.00	500.00	500.00
8540	Minor Office Furn & Equip	52.14	.00	.00	.00
8550	Office Supplies	352.90	1,316.20	425.00	425.00
8550.I	Office Supplies Internal	18,169.88	21,560.00	17,500.00	20,000.00
<i>Contractual Expenses Totals</i>		\$18,940.92	\$23,632.20	\$18,831.00	\$21,085.00
<i>Fringe Benefits</i>					
6910	Retirement	26,258.09	27,955.00	32,162.00	25,862.00
6930	Social Security	11,375.57	11,822.00	12,748.00	12,748.00
6940	Workers Compensation	5,931.45	6,077.00	4,024.00	4,024.00
6950	Disability Insurance	210.96	211.00	211.00	211.00
6960	Health Insurance	48,406.08	41,792.00	48,976.00	38,776.00
6960.M	Health Insurance Part B	4,627.20	4,372.00	4,720.00	4,720.00
6960.R	Health Insurance Retirees	16,781.28	15,465.00	16,781.00	16,781.00
6968	In Lieu Of Health Ins	1,800.00	1,800.00	1,950.00	1,800.00
<i>Fringe Benefits Totals</i>		\$115,390.63	\$109,494.00	\$121,572.00	\$104,922.00
Division <b>605 - Welfare Management System Totals</b>		\$289,800.88	\$289,770.02	\$307,044.00	\$292,648.00
Division <b>609 - Home Energy Assistance</b>					
<i>Personal Services</i>					
6000	Regular Wages	237,604.09	270,356.00	293,512.00	293,512.00
6810	Overtime	113.83	.00	.00	.00
6830	On-Call Pay	3,790.35	.00	.00	.00
<i>Personal Services Totals</i>		\$241,508.27	\$270,356.00	\$293,512.00	\$293,512.00

Account	Account Description	2021 Actual Amount	2022 Amended Budget	2023 Department	2023 Budget Officer
<b>Fund A - General Fund</b>					
Department <b>60 - Social Services</b>					
Division <b>609 - Home Energy Assistance</b>					
<i>Equipment &amp; Capital Outlay</i>					
7020	Office Equipment	.00	18,158.30	.00	.00
7033	Personal Computers	3,529.70	3,529.70	.00	.00
<i>Equipment &amp; Capital Outlay Totals</i>		<b>\$3,529.70</b>	<b>\$21,688.00</b>	<b>\$0.00</b>	<b>\$0.00</b>
<i>Contractual Expenses</i>					
7001	Employee Mileage Reimb	.00	.00	589.00	.00
7005	Meal Reimb - No Overnight	.00	.00	288.00	.00
7601	Bics Payments	139,092.46	80,092.00	87,990.00	87,990.00
8531.I	Postage Internal	2,786.48	2,455.00	1,300.00	1,300.00
8533.I	Telephone Internal	366.00	497.00	500.00	500.00
8540	Minor Office Furn & Equip	460.85	3,566.93	.00	.00
8550	Office Supplies	256.64	4,867.26	343.00	343.00
8550.I	Office Supplies Internal	217.97	325.00	325.00	325.00
8560.I	Printing Internal	402.67	1,200.00	828.00	828.00
<i>Contractual Expenses Totals</i>		<b>\$143,583.07</b>	<b>\$93,003.19</b>	<b>\$92,163.00</b>	<b>\$91,286.00</b>
<i>Fringe Benefits</i>					
6910	Retirement	32,672.26	29,999.00	27,677.00	22,255.00
6930	Social Security	17,356.24	14,418.00	22,454.00	22,454.00
6940	Workers Compensation	12,003.05	12,297.00	7,088.00	7,088.00
6950	Disability Insurance	369.18	282.00	282.00	282.00
6960	Health Insurance	66,881.28	57,742.00	52,817.00	41,817.00
6960.M	Health Insurance Part B	1,156.80	1,093.00	1,180.00	1,180.00
6960.R	Health Insurance Retirees	4,195.32	3,866.00	4,195.00	4,195.00
6968	In Lieu Of Health Ins	1,800.00	1,800.00	1,950.00	1,800.00
<i>Fringe Benefits Totals</i>		<b>\$136,434.13</b>	<b>\$121,497.00</b>	<b>\$117,643.00</b>	<b>\$101,071.00</b>
Division <b>609 - Home Energy Assistance Totals</b>		<b>\$525,055.17</b>	<b>\$506,544.19</b>	<b>\$503,318.00</b>	<b>\$485,869.00</b>
Division <b>610 - Services to Clients</b>					
<i>Personal Services</i>					
6000	Regular Wages	4,486,366.03	4,935,210.00	4,680,848.01	4,680,849.00
6810	Overtime	2,257.88	.00	.00	.00
6830	On-Call Pay	98,334.85	120,000.00	.00	120,000.00
<i>Personal Services Totals</i>		<b>\$4,586,958.76</b>	<b>\$5,055,210.00</b>	<b>\$4,680,848.01</b>	<b>\$4,800,849.00</b>

Account	Account Description	2021 Actual Amount	2022 Amended Budget	2023 Department	2023 Budget Officer
<b>Fund A - General Fund</b>					
Department <b>60 - Social Services</b>					
Division <b>610 - Services to Clients</b>					
<i>Equipment &amp; Capital Outlay</i>					
7020	Office Equipment	.00	7,215.56	.00	.00
7033	Personal Computers	16,942.56	18,754.40	.00	.00
<i>Equipment &amp; Capital Outlay Totals</i>		<b>\$16,942.56</b>	<b>\$25,969.96</b>	<b>\$0.00</b>	<b>\$0.00</b>
<i>Contractual Expenses</i>					
7001	Employee Mileage Reimb	174,542.71	230,500.00	203,067.00	203,067.00
7002	Transportation Reimbrsmnt	124.22	200.00	200.00	200.00
7004	Meal Reimb - Overnight	.00	2,024.00	2,100.00	1,500.00
7005	Meal Reimb - No Overnight	227.00	12,512.00	12,000.00	10,000.00
7008	Employee Tuition Reimb	800.00	1,600.00	.00	.00
7601	Bics Payments	1,028,362.71	1,132,369.00	1,092,903.00	1,092,903.00
7601.RTA	Bics Payments Raise the Age	108,247.59	100,608.00	107,651.00	107,651.00
7602	Berkshire Cryps Program - Long	111,434.94	179,351.00	191,906.00	191,906.00
7605	Safe Harbour	7,728.00	43,350.00	.00	.00
8110.I	Attorneys Fees Internal	.00	.00	476,929.00	476,929.00
8114	Process Service	10,985.00	9,750.00	8,445.00	8,445.00
8115	Transcripts/Stenography	405.25	.00	.00	.00
8116	Legal Advertising	234.82	.00	.00	.00
8118	Miscellaneous Legal Fees	.00	46.35	.00	.00
8119	Expense Re Legal Service	62.00	125.00	125.00	125.00
8125	Lab Fees	12,636.00	12,600.00	14,300.00	14,300.00
8159	Expenses Re Training Srv	1,000.00	1,000.00	1,000.00	1,000.00
8192	Translator	798.00	600.00	798.00	798.00
8221	Building Materials	17,654.31	.00	.00	.00
8261	Homemaker Supplies	1,249.57	6,650.00	1,250.00	1,250.00
8291	Equipment Rental	27.66	1,000.00	1,000.00	1,000.00
8310	Legal Service For Clients	6,000.00	12,000.00	20,400.00	14,000.00
8342	Hospital/Clinic Fees	.00	450.00	900.00	900.00
8344.2	Other Medical Services Psychologists/Counselors	89,830.56	45,840.00	53,125.00	53,125.00
8350	Client Transportation	5,569.00	8,370.00	6,500.00	6,500.00
8362	Day Care	831,967.25	1,943,984.92	3,083,630.00	2,705,175.00
8362.E	Day Care Enhanced	600,538.05	.00	.00	.00

Account	Account Description	2021 Actual Amount	2022 Amended Budget	2023 Department	2023 Budget Officer
<b>Fund A - General Fund</b>					
Department <b>60 - Social Services</b>					
Division <b>610 - Services to Clients</b>					
<i>Contractual Expenses</i>					
8362.WDI	Day Care Workforce Development	229,407.69	200,000.00	791,030.00	751,479.00
8512	Conference Fees	2,200.00	9,131.00	2,500.00	2,500.00
8514	Publications	1,786.54	1,965.00	2,264.00	2,264.00
8531.I	Postage Internal	18,753.63	16,500.00	16,000.00	16,000.00
8533	Telephone	32,384.81	34,860.00	34,860.00	34,860.00
8533.I	Telephone Internal	7,137.84	9,699.00	9,750.00	9,750.00
8535	Internet Service	1,424.28	4,392.00	4,392.00	3,360.00
8540	Minor Office Furn & Equip	8,150.75	4,590.31	.00	.00
8542	Office Equipment Repair	.00	21.90	.00	.00
8543	Office Equipment Rental	2,999.35	3,221.00	3,250.00	3,250.00
8550	Office Supplies	5,573.77	18,154.90	8,000.00	6,000.00
8550.I	Office Supplies Internal	3,404.50	3,500.00	3,500.00	3,500.00
8560	Printing	1,077.07	277.38	550.00	300.00
8560.I	Printing Internal	42.72	200.00	200.00	50.00
8739	Saratoga Ctr For Family	90,000.00	90,000.00	90,000.00	90,000.00
<i>Contractual Expenses Totals</i>		<b>\$3,414,767.59</b>	<b>\$4,141,442.76</b>	<b>\$6,244,525.00</b>	<b>\$5,814,087.00</b>
<i>Fringe Benefits</i>					
6910	Retirement	629,671.33	449,858.69	593,795.99	477,479.00
6930	Social Security	330,019.71	353,073.00	358,085.16	358,086.00
6940	Workers Compensation	142,896.84	146,384.00	113,033.00	113,033.00
6950	Disability Insurance	5,701.20	5,837.00	5,907.00	5,907.00
6960	Health Insurance	1,183,433.99	1,051,523.00	1,173,941.00	929,457.00
6960.M	Health Insurance Part B	46,464.80	41,430.00	47,591.00	47,591.00
6960.R	Health Insurance Retirees	356,027.10	347,312.00	345,759.00	345,759.00
6968	In Lieu Of Health Ins	23,550.00	23,400.00	27,300.00	25,200.00
<i>Fringe Benefits Totals</i>		<b>\$2,717,764.97</b>	<b>\$2,418,817.69</b>	<b>\$2,665,412.15</b>	<b>\$2,302,512.00</b>
Division <b>610 - Services to Clients Totals</b>		<b>\$10,736,433.88</b>	<b>\$11,641,440.41</b>	<b>\$13,590,785.16</b>	<b>\$12,917,448.00</b>
Division <b>611 - Medicaid-Direct Payments</b>					
<i>Contractual Expenses</i>					
7601	Bics Payments	99,600.33	150,000.00	150,000.00	150,000.00
<i>Contractual Expenses Totals</i>		<b>\$99,600.33</b>	<b>\$150,000.00</b>	<b>\$150,000.00</b>	<b>\$150,000.00</b>
Division <b>611 - Medicaid-Direct Payments Totals</b>		<b>\$99,600.33</b>	<b>\$150,000.00</b>	<b>\$150,000.00</b>	<b>\$150,000.00</b>

Account	Account Description	2021 Actual Amount	2022 Amended Budget	2023 Department	2023 Budget Officer
<b>Fund A - General Fund</b>					
Department <b>60 - Social Services</b>					
Division <b>612 - Medicaid-MMIS</b>					
<i>Contractual Expenses</i>					
8491	New York State Charges	19,555,230.00	22,461,244.68	24,770,229.00	22,739,847.00
<i>Contractual Expenses Totals</i>		<b>\$19,555,230.00</b>	<b>\$22,461,244.68</b>	<b>\$24,770,229.00</b>	<b>\$22,739,847.00</b>
Division <b>612 - Medicaid-MMIS Totals</b>		<b>\$19,555,230.00</b>	<b>\$22,461,244.68</b>	<b>\$24,770,229.00</b>	<b>\$22,739,847.00</b>
Division <b>614 - Adult Family Type Homes</b>					
<i>Contractual Expenses</i>					
7601	Bics Payments	.00	.00	500.00	.00
<i>Contractual Expenses Totals</i>		<b>\$0.00</b>	<b>\$0.00</b>	<b>\$500.00</b>	<b>\$0.00</b>
Division <b>614 - Adult Family Type Homes Totals</b>		<b>\$0.00</b>	<b>\$0.00</b>	<b>\$500.00</b>	<b>\$0.00</b>
Division <b>615 - Temp.Asst Needy Families</b>					
<i>Contractual Expenses</i>					
7601	Bics Payments	3,851,948.44	4,688,685.00	5,030,970.00	4,539,045.00
<i>Contractual Expenses Totals</i>		<b>\$3,851,948.44</b>	<b>\$4,688,685.00</b>	<b>\$5,030,970.00</b>	<b>\$4,539,045.00</b>
Division <b>615 - Temp.Asst Needy Families Totals</b>		<b>\$3,851,948.44</b>	<b>\$4,688,685.00</b>	<b>\$5,030,970.00</b>	<b>\$4,539,045.00</b>
Division <b>616 - Child Care</b>					
<i>Contractual Expenses</i>					
7601	Bics Payments	4,778,916.82	5,873,831.00	8,182,920.00	7,124,002.00
<i>Contractual Expenses Totals</i>		<b>\$4,778,916.82</b>	<b>\$5,873,831.00</b>	<b>\$8,182,920.00</b>	<b>\$7,124,002.00</b>
Division <b>616 - Child Care Totals</b>		<b>\$4,778,916.82</b>	<b>\$5,873,831.00</b>	<b>\$8,182,920.00</b>	<b>\$7,124,002.00</b>
Division <b>617 - Juvenile Delinquents</b>					
<i>Contractual Expenses</i>					
7601	Bics Payments	1,941.12	193,080.00	132,600.00	66,300.00
<i>Contractual Expenses Totals</i>		<b>\$1,941.12</b>	<b>\$193,080.00</b>	<b>\$132,600.00</b>	<b>\$66,300.00</b>
Division <b>617 - Juvenile Delinquents Totals</b>		<b>\$1,941.12</b>	<b>\$193,080.00</b>	<b>\$132,600.00</b>	<b>\$66,300.00</b>
Division <b>618 - Secure Detention</b>					
<i>Contractual Expenses</i>					
7601	Bics Payments	717,223.66	880,727.00	1,129,521.00	774,279.00
<i>Contractual Expenses Totals</i>		<b>\$717,223.66</b>	<b>\$880,727.00</b>	<b>\$1,129,521.00</b>	<b>\$774,279.00</b>
Division <b>618 - Secure Detention Totals</b>		<b>\$717,223.66</b>	<b>\$880,727.00</b>	<b>\$1,129,521.00</b>	<b>\$774,279.00</b>
Division <b>619 - Safety Net</b>					
<i>Contractual Expenses</i>					
7601	Bics Payments	1,440,675.79	1,867,320.00	1,832,640.00	1,832,640.00
<i>Contractual Expenses Totals</i>		<b>\$1,440,675.79</b>	<b>\$1,867,320.00</b>	<b>\$1,832,640.00</b>	<b>\$1,832,640.00</b>
Division <b>619 - Safety Net Totals</b>		<b>\$1,440,675.79</b>	<b>\$1,867,320.00</b>	<b>\$1,832,640.00</b>	<b>\$1,832,640.00</b>

Account	Account Description	2021 Actual Amount	2022 Amended Budget	2023 Department	2023 Budget Officer
<b>Fund A - General Fund</b>					
Department <b>60 - Social Services</b>					
Division <b>620 - Emergency Aid for Adults</b>					
<i>Contractual Expenses</i>					
7601	Bics Payments	3,745.27	15,000.00	17,659.00	10,000.00
<i>Contractual Expenses Totals</i>		<u>\$3,745.27</u>	<u>\$15,000.00</u>	<u>\$17,659.00</u>	<u>\$10,000.00</u>
Division <b>620 - Emergency Aid for Adults Totals</b>		<u>\$3,745.27</u>	<u>\$15,000.00</u>	<u>\$17,659.00</u>	<u>\$10,000.00</u>
Department <b>60 - Social Services Totals</b>		<u>\$52,490,980.27</u>	<u>\$60,293,288.57</u>	<u>\$66,960,163.89</u>	<u>\$61,696,439.00</u>
Department <b>62 - Maplewood Manor</b>					
Division <b>000 - Dept Operations/Adminstrn</b>					
<i>Fringe Benefits</i>					
6960.M	Health Insurance Part B	199,066.00	194,026.00	196,656.00	196,656.00
6960.R	Health Insurance Retirees	1,217,146.89	1,220,104.00	1,145,117.00	1,145,117.00
<i>Fringe Benefits Totals</i>		<u>\$1,416,212.89</u>	<u>\$1,414,130.00</u>	<u>\$1,341,773.00</u>	<u>\$1,341,773.00</u>
Division <b>000 - Dept Operations/Adminstrn Totals</b>		<u>\$1,416,212.89</u>	<u>\$1,414,130.00</u>	<u>\$1,341,773.00</u>	<u>\$1,341,773.00</u>
Department <b>62 - Maplewood Manor Totals</b>		<u>\$1,416,212.89</u>	<u>\$1,414,130.00</u>	<u>\$1,341,773.00</u>	<u>\$1,341,773.00</u>
Department <b>65 - Veterans Services</b>					
Division <b>000 - Dept Operations/Adminstrn</b>					
<i>Personal Services</i>					
6000	Regular Wages	197,983.90	245,470.00	244,666.46	244,667.00
<i>Personal Services Totals</i>		<u>\$197,983.90</u>	<u>\$245,470.00</u>	<u>\$244,666.46</u>	<u>\$244,667.00</u>
<i>Equipment &amp; Capital Outlay</i>					
7033	Personal Computers	.00	.00	875.00	.00
7041	Cars & Light Trucks	.00	72,150.00	72,150.00	.00
<i>Equipment &amp; Capital Outlay Totals</i>		<u>\$0.00</u>	<u>\$72,150.00</u>	<u>\$73,025.00</u>	<u>\$0.00</u>
<i>Contractual Expenses</i>					
7001	Employee Mileage Reimb	630.22	1,400.00	1,400.00	1,400.00
8150	Training Services	650.00	350.00	650.00	700.00
8190	Other Professional Srv	1,629.21	1,630.00	1,630.00	1,630.00
8511	Association Dues	150.00	150.00	190.00	190.00
8512.ML	Conference Fees Meals & Lodging	.00	1,200.00	3,000.00	3,000.00
8512.T	Conference Fees Travel	.00	900.00	2,000.00	2,000.00
8514	Publications	.00	400.00	400.00	400.00
8520	Software	1,552.75	1,910.00	1,600.00	1.00
8531.I	Postage Internal	120.24	400.00	300.00	300.00
8533	Telephone	202.75	225.00	500.00	500.00
8540	Minor Office Furn & Equip	.00	350.00	.00	2.00



Account	Account Description	2021 Actual Amount	2022 Amended Budget	2023 Department	2023 Budget Officer
<b>Fund A - General Fund</b>					
Department <b>65 - Veterans Services</b>					
Division <b>000 - Dept Operations/Adminstrn</b>					
<i>Contractual Expenses</i>					
8550	Office Supplies	11.99	300.00	300.00	100.00
8550.I	Office Supplies Internal	186.56	250.00	250.00	250.00
8560.I	Printing Internal	26.56	250.00	250.00	100.00
8611.I	Vehicle Fuel Internal	1,937.96	4,000.00	4,000.00	2,000.00
8612.I	Vehicle Maintenance & Rep Internal	826.48	1,000.00	1,500.00	1,500.00
8621	Rent Of Space	10,081.21	10,285.00	10,695.00	10,695.00
8622	Heating Expense	451.88	500.00	750.00	750.00
8623	Electricity	885.70	870.00	1,000.00	1,000.00
8764	Veterans Support Grant Program	52,500.00	.00	.00	.00
<i>Contractual Expenses Totals</i>		\$71,843.51	\$26,370.00	\$30,415.00	\$26,518.00
<i>Fringe Benefits</i>					
6910	Retirement	24,391.92	26,552.00	25,686.69	20,655.00
6930	Social Security	14,105.32	20,045.00	18,717.58	18,718.00
6940	Workers Compensation	6,745.93	6,911.00	5,979.00	5,979.00
6950	Disability Insurance	310.58	422.00	352.00	352.00
6960	Health Insurance	43,650.12	37,686.00	44,171.00	34,972.00
6960.M	Health Insurance Part B	674.80	1,093.00	.00	.00
6960.R	Health Insurance Retirees	2,796.88	3,866.00	.00	.00
6968	In Lieu Of Health Ins	1,800.00	1,800.00	1,950.00	1,800.00
<i>Fringe Benefits Totals</i>		\$94,475.55	\$98,375.00	\$96,856.27	\$82,476.00
Division <b>000 - Dept Operations/Adminstrn Totals</b>		\$364,302.96	\$442,365.00	\$444,962.73	\$353,661.00
Department <b>65 - Veterans Services Totals</b>		\$364,302.96	\$442,365.00	\$444,962.73	\$353,661.00
Department <b>66 - Weights &amp; Measures</b>					
Division <b>000 - Dept Operations/Adminstrn</b>					
<i>Personal Services</i>					
6000	Regular Wages	126,671.02	130,761.00	131,286.50	131,287.00
6890	General Salary Provision	.00	8,397.00	.00	.00
<i>Personal Services Totals</i>		\$126,671.02	\$139,158.00	\$131,286.50	\$131,287.00
<i>Equipment &amp; Capital Outlay</i>					
7033	Personal Computers	.00	1,710.00	1,710.00	2.00
7041	Cars & Light Trucks	.00	28,000.00	.00	.00
<i>Equipment &amp; Capital Outlay Totals</i>		\$0.00	\$29,710.00	\$1,710.00	\$2.00

Account	Account Description	2021 Actual Amount	2022 Amended Budget	2023 Department	2023 Budget Officer
<b>Fund A - General Fund</b>					
Department <b>66 - Weights &amp; Measures</b>					
Division <b>000 - Dept Operations/Adminstrn</b>					
<i>Contractual Expenses</i>					
8200	Departmental Supplies	600.00	660.00	800.00	900.00
8518	Uniform Expenses	213.00	244.42	250.00	150.00
8520	Software	.00	820.00	820.00	2.00
8531.I	Postage Internal	.00	10.00	10.00	10.00
8540	Minor Office Furn & Equip	.00	350.00	.00	2.00
8550.I	Office Supplies Internal	8.44	30.00	30.00	30.00
8560.I	Printing Internal	.00	100.00	100.00	100.00
8611.I	Vehicle Fuel Internal	2,276.11	4,000.00	4,000.00	4,000.00
8612.I	Vehicle Maintenance & Rep Internal	1,094.50	3,006.33	500.00	500.00
<i>Contractual Expenses Totals</i>		\$4,192.05	\$9,220.75	\$6,510.00	\$5,694.00
<i>Fringe Benefits</i>					
6910	Retirement	21,688.83	23,656.00	20,995.44	16,883.00
6930	Social Security	9,161.42	10,004.00	10,044.22	10,045.00
6940	Workers Compensation	3,748.91	3,840.00	3,212.00	3,212.00
6950	Disability Insurance	140.64	141.00	141.00	141.00
6960	Health Insurance	30,203.84	26,170.00	20,453.00	16,193.00
6960.M	Health Insurance Part B	2,313.60	2,186.00	2,360.00	2,360.00
6960.R	Health Insurance Retirees	8,390.64	7,733.00	8,391.00	8,391.00
<i>Fringe Benefits Totals</i>		\$75,647.88	\$73,730.00	\$65,596.66	\$57,225.00
Division <b>000 - Dept Operations/Adminstrn Totals</b>		\$206,510.95	\$251,818.75	\$205,103.16	\$194,208.00
Department <b>66 - Weights &amp; Measures Totals</b>		\$206,510.95	\$251,818.75	\$205,103.16	\$194,208.00
Department <b>68 - Employment &amp; Training</b>					
Division <b>000 - Dept Operations/Adminstrn</b>					
<i>Contractual Expenses</i>					
8621.I	Rent Of Space Internal	600.00	600.00	600.00	600.00
<i>Contractual Expenses Totals</i>		\$600.00	\$600.00	\$600.00	\$600.00
Division <b>000 - Dept Operations/Adminstrn Totals</b>		\$600.00	\$600.00	\$600.00	\$600.00
Division <b>681 - Job Training &amp; Services</b>					
<i>Personal Services</i>					
6000	Regular Wages	104,837.80	173,032.50	174,383.00	174,383.00
<i>Personal Services Totals</i>		\$104,837.80	\$173,032.50	\$174,383.00	\$174,383.00
<i>Contractual Expenses</i>					
8321	Institutional Tuition	.00	.00	.00	25,000.00

Account	Account Description	2021 Actual Amount	2022 Amended Budget	2023 Department	2023 Budget Officer
<b>Fund A - General Fund</b>					
Department <b>68 - Employment &amp; Training</b>					
Division <b>681 - Job Training &amp; Services</b>					
<i>Contractual Expenses</i>					
<i>Contractual Expenses Totals</i>		\$0.00	\$0.00	\$0.00	\$25,000.00
<i>Fringe Benefits</i>					
6910	Retirement	8,933.50	19,392.50	14,613.00	11,751.00
6930	Social Security	8,020.26	14,835.00	14,613.00	14,613.00
6940	Workers Compensation	.00	.00	4,316.00	4,316.00
6950	Disability Insurance	574.28	1,500.00	835.00	835.00
<i>Fringe Benefits Totals</i>		\$17,528.04	\$35,727.50	\$34,377.00	\$31,515.00
Division <b>681 - Job Training &amp; Services Totals</b>		\$122,365.84	\$208,760.00	\$208,760.00	\$230,898.00
Division <b>686 - Alternt to Incarceration</b>					
<i>Contractual Expenses</i>					
8621.I	Rent Of Space Internal	600.00	600.00	600.00	600.00
8639	Misc Insurance Premiums	.00	1,250.00	1,250.00	1,250.00
<i>Contractual Expenses Totals</i>		\$600.00	\$1,850.00	\$1,850.00	\$1,850.00
Division <b>686 - Alternt to Incarceration Totals</b>		\$600.00	\$1,850.00	\$1,850.00	\$1,850.00
Department <b>68 - Employment &amp; Training Totals</b>		\$123,565.84	\$211,210.00	\$211,210.00	\$233,348.00
Department <b>73 - Youth Bureau</b>					
Division <b>000 - Dept Operations/Adminstrn</b>					
<i>Personal Services</i>					
6000	Regular Wages	257,895.59	.00	.00	.00
<i>Personal Services Totals</i>		\$257,895.59	\$0.00	\$0.00	\$0.00
<i>Contractual Expenses</i>					
7001	Employee Mileage Reimb	103.04	.00	.00	.00
7733	Youth Development Program	355,177.07	.00	.00	.00
7734	Runaway Homeless Youth	34,005.22	.00	.00	.00
8160	Data Processing Fees	29,000.00	.00	.00	.00
8190	Other Professional Srv	3,923.72	.00	.00	.00
8511	Association Dues	600.00	.00	.00	.00
8520	Software	3,250.00	.00	.00	.00
8531.I	Postage Internal	532.25	.00	.00	.00
8550.I	Office Supplies Internal	1,034.59	.00	.00	.00
8560.I	Printing Internal	445.65	.00	.00	.00
<i>Contractual Expenses Totals</i>		\$428,071.54	\$0.00	\$0.00	\$0.00

Account	Account Description	2021 Actual Amount	2022 Amended Budget	2023 Department	2023 Budget Officer
<b>Fund A - General Fund</b>					
Department <b>73 - Youth Bureau</b>					
Division <b>000 - Dept Operations/Adminstrn</b>					
<i>Fringe Benefits</i>					
6910	Retirement	39,238.60	.00	.00	.00
6930	Social Security	19,425.50	.00	.00	.00
6940	Workers Compensation	9,998.57	.00	.00	.00
6950	Disability Insurance	322.30	.00	.00	.00
6960	Health Insurance	59,513.23	.00	.00	.00
6960.M	Health Insurance Part B	4,916.40	.00	.00	.00
6960.R	Health Insurance Retirees	57,666.93	.00	.00	.00
6968	In Lieu Of Health Ins	1,800.00	.00	.00	.00
<i>Fringe Benefits Totals</i>		<b>\$192,881.53</b>	<b>\$0.00</b>	<b>\$0.00</b>	<b>\$0.00</b>
Division <b>000 - Dept Operations/Adminstrn Totals</b>		<b>\$878,848.66</b>	<b>\$0.00</b>	<b>\$0.00</b>	<b>\$0.00</b>
Division <b>731 - PreSchool Special Ed</b>					
<i>Contractual Expenses</i>					
7731	Mandated School Dist Adm Costs	611,773.49	.00	.00	.00
8321	Institutional Tuition	8,771,517.32	.00	.00	.00
8350	Client Transportation	2,869,480.69	.00	.00	.00
8384	Equipment For Clients	820.00	.00	.00	.00
<i>Contractual Expenses Totals</i>		<b>\$12,253,591.50</b>	<b>\$0.00</b>	<b>\$0.00</b>	<b>\$0.00</b>
Division <b>731 - PreSchool Special Ed Totals</b>		<b>\$12,253,591.50</b>	<b>\$0.00</b>	<b>\$0.00</b>	<b>\$0.00</b>
Division <b>732 - Early Intervention 0-2</b>					
<i>Contractual Expenses</i>					
8322	Individual Education Srv	1,796,324.12	.00	.00	.00
8350	Client Transportation	25,205.62	.00	.00	.00
<i>Contractual Expenses Totals</i>		<b>\$1,821,529.74</b>	<b>\$0.00</b>	<b>\$0.00</b>	<b>\$0.00</b>
Division <b>732 - Early Intervention 0-2 Totals</b>		<b>\$1,821,529.74</b>	<b>\$0.00</b>	<b>\$0.00</b>	<b>\$0.00</b>
Department <b>73 - Youth Bureau Totals</b>		<b>\$14,953,969.90</b>	<b>\$0.00</b>	<b>\$0.00</b>	<b>\$0.00</b>
Department <b>76 - Dept of Aging and Youth Services</b>					
Division <b>000 - Dept Operations/Adminstrn</b>					
<i>Personal Services</i>					
6000	Regular Wages	914,413.66	984,289.00	78,222.00	78,222.00
6890	General Salary Provision	.00	36,616.00	.00	11,500.00
<i>Personal Services Totals</i>		<b>\$914,413.66</b>	<b>\$1,020,905.00</b>	<b>\$78,222.00</b>	<b>\$89,722.00</b>
<i>Equipment &amp; Capital Outlay</i>					
7033	Personal Computers	2,026.95	1,992.00	.00	1.00

Account	Account Description	2021 Actual Amount	2022 Amended Budget	2023 Department	2023 Budget Officer
<b>Fund A - General Fund</b>					
Department <b>76 - Dept of Aging and Youth Services</b>					
Division <b>000 - Dept Operations/Adminstrn</b>					
<i>Equipment &amp; Capital Outlay</i>					
<i>Equipment &amp; Capital Outlay Totals</i>		\$2,026.95	\$1,992.00	\$0.00	\$1.00
<i>Contractual Expenses</i>					
7001	Employee Mileage Reimb	483.28	1,000.00	1,000.00	1,000.00
7008	Employee Tuition Reimb	3,344.00	.00	.00	2,600.00
8116	Legal Advertising	.00	250.00	250.00	.00
8160.I	Data Processing Fees Internal	1,582.40	2,827.00	2,031.00	2,031.00
8190	Other Professional Srv	.00	5,000.00	.00	.00
8192	Translator	29.25	150.00	150.00	150.00
8200	Departmental Supplies	8,657.74	150.00	250.00	250.00
8291	Equipment Rental	67.18	.00	300.00	300.00
8310	Legal Service For Clients	28,020.00	30,000.00	30,000.00	30,000.00
8350	Client Transportation	215,227.00	190,000.00	174,000.00	170,000.00
8460	Rent Special	.00	25.00	25.00	25.00
8511	Association Dues	2,063.00	2,098.00	2,123.00	2,123.00
8512	Conference Fees	390.00	675.00	485.00	485.00
8512.ML	Conference Fees Meals & Lodging	.00	65.00	275.00	275.00
8514	Publications	106.53	.00	.00	.00
8520	Software	.00	801.00	.00	1.00
8531.I	Postage Internal	4,342.35	3,500.00	5,000.00	5,000.00
8533	Telephone	.00	.00	400.00	400.00
8533.I	Telephone Internal	426.84	732.00	732.00	732.00
8543	Office Equipment Rental	1,355.40	1,400.00	1,400.00	1,360.00
8550.I	Office Supplies Internal	2,142.20	2,000.00	3,000.00	2,300.00
8560.I	Printing Internal	2,139.93	4,000.00	4,000.00	3,500.00
8621.I	Rent Of Space Internal	4,800.00	4,800.00	4,800.00	4,800.00
<i>Contractual Expenses Totals</i>		\$275,177.10	\$249,473.00	\$230,221.00	\$227,332.00
<i>Fringe Benefits</i>					
6910	Retirement	124,849.62	142,215.00	12,389.00	9,962.00
6930	Social Security	67,602.87	75,299.00	5,984.00	5,984.00
6940	Workers Compensation	29,173.31	33,983.00	1,889.00	1,889.00

Account	Account Description	2021 Actual Amount	2022 Amended Budget	2023 Department	2023 Budget Officer
<b>Fund A - General Fund</b>					
Department <b>76 - Dept of Aging and Youth Services</b>					
Division <b>000 - Dept Operations/Adminstrn</b>					
<i>Fringe Benefits</i>					
6950	Disability Insurance	1,248.18	1,196.00	84.00	84.00
6960	Health Insurance	180,706.81	223,109.00	10,490.00	8,305.00
6960.M	Health Insurance Part B	7,808.40	7,432.00	10,619.00	10,619.00
6960.R	Health Insurance Retirees	28,366.89	54,150.00	65,111.00	65,111.00
6968	In Lieu Of Health Ins	3,900.00	1,800.00	683.00	1,800.00
<i>Fringe Benefits Totals</i>		<b>\$443,656.08</b>	<b>\$539,184.00</b>	<b>\$107,249.00</b>	<b>\$103,754.00</b>
Division <b>000 - Dept Operations/Adminstrn Totals</b>		<b>\$1,635,273.79</b>	<b>\$1,811,554.00</b>	<b>\$415,692.00</b>	<b>\$420,809.00</b>
Division <b>609 - Home Energy Assistance</b>					
<i>Personal Services</i>					
6000	Regular Wages	.00	.00	92,514.00	92,514.00
<i>Personal Services Totals</i>		<b>\$0.00</b>	<b>\$0.00</b>	<b>\$92,514.00</b>	<b>\$92,514.00</b>
<i>Fringe Benefits</i>					
6910	Retirement	.00	.00	4,469.00	3,594.00
6930	Social Security	.00	.00	7,078.00	7,078.00
6940	Workers Compensation	.00	.00	2,234.00	2,234.00
6950	Disability Insurance	.00	.00	88.00	88.00
6960	Health Insurance	.00	.00	555.00	439.00
6968	In Lieu Of Health Ins	.00	.00	1,950.00	1,800.00
<i>Fringe Benefits Totals</i>		<b>\$0.00</b>	<b>\$0.00</b>	<b>\$16,374.00</b>	<b>\$15,233.00</b>
Division <b>609 - Home Energy Assistance Totals</b>		<b>\$0.00</b>	<b>\$0.00</b>	<b>\$108,888.00</b>	<b>\$107,747.00</b>
Division <b>761 - Nutrition Program</b>					
<i>Personal Services</i>					
6000	Regular Wages	.00	.00	260,164.00	260,164.00
<i>Personal Services Totals</i>		<b>\$0.00</b>	<b>\$0.00</b>	<b>\$260,164.00</b>	<b>\$260,164.00</b>
<i>Contractual Expenses</i>					
7001	Employee Mileage Reimb	7,039.79	7,500.00	10,000.00	10,000.00
7761	Senior Nutrition Program	587,292.14	1,040,645.00	702,600.00	702,600.00
8121	Nutritionist	8,043.74	26,130.00	27,040.00	27,040.00
8129	Exp Related To Medical Sr	303.52	2,000.00	2,000.00	1,600.00
8200	Departmental Supplies	1,813.98	1,500.00	5,000.00	4,000.00
8211	Food/Food Supplies	21,471.91	33,366.05	15,000.00	15,000.00
8291	Equipment Rental	675.00	3,518.00	2,000.00	2,000.00

Account	Account Description	2021 Actual Amount	2022 Amended Budget	2023 Department	2023 Budget Officer
<b>Fund A - General Fund</b>					
Department <b>76 - Dept of Aging and Youth Services</b>					
Division <b>761 - Nutrition Program</b>					
<i>Contractual Expenses</i>					
8430	Printing - Special Jobs	.00	250.00	250.00	250.00
8480	Entertainment	550.00	1,500.00	1,900.00	1,500.00
8520	Software	300.00	300.00	300.00	300.00
8531.I	Postage Internal	2,832.18	5,000.00	4,500.00	4,500.00
8533.I	Telephone Internal	300.00	360.00	360.00	360.00
8550.I	Office Supplies Internal	3,128.11	1,500.00	1,000.00	1,000.00
8560.I	Printing Internal	747.49	2,500.00	2,000.00	2,000.00
8621	Rent Of Space	1,200.00	6,215.00	5,675.00	5,675.00
<i>Contractual Expenses Totals</i>		<b>\$635,697.86</b>	<b>\$1,132,284.05</b>	<b>\$779,625.00</b>	<b>\$777,825.00</b>
<i>Fringe Benefits</i>					
6910	Retirement	.00	.00	18,049.00	14,513.00
6930	Social Security	.00	.00	19,903.00	19,903.00
6940	Workers Compensation	.00	.00	6,283.00	6,283.00
6950	Disability Insurance	.00	.00	563.00	563.00
6960	Health Insurance	.00	.00	28,748.00	22,761.00
<i>Fringe Benefits Totals</i>		<b>\$0.00</b>	<b>\$0.00</b>	<b>\$73,546.00</b>	<b>\$64,023.00</b>
Division <b>761 - Nutrition Program Totals</b>		<b>\$635,697.86</b>	<b>\$1,132,284.05</b>	<b>\$1,113,335.00</b>	<b>\$1,102,012.00</b>
Division <b>762 - Supple Nutrition Program</b>					
<i>Personal Services</i>					
6000	Regular Wages	.00	.00	50,447.00	50,447.00
<i>Personal Services Totals</i>		<b>\$0.00</b>	<b>\$0.00</b>	<b>\$50,447.00</b>	<b>\$50,447.00</b>
<i>Equipment &amp; Capital Outlay</i>					
7033	Personal Computers	766.94	766.94	.00	.00
<i>Equipment &amp; Capital Outlay Totals</i>		<b>\$766.94</b>	<b>\$766.94</b>	<b>\$0.00</b>	<b>\$0.00</b>
<i>Contractual Expenses</i>					
7001	Employee Mileage Reimb	1,574.35	2,000.00	2,500.00	2,000.00
7761	Senior Nutrition Program	62,882.44	147,900.00	86,200.00	86,200.00
8121	Nutritionist	8,043.76	20,904.00	21,632.00	21,632.00
8129	Exp Related To Medical Sr	173.04	1,000.00	500.00	400.00
8211	Food/Food Supplies	.00	500.00	1,500.00	1,000.00
8350	Client Transportation	22,000.00	50,000.00	50,250.00	50,250.00
8430	Printing - Special Jobs	72.50	200.00	200.00	100.00

Account	Account Description	2021 Actual Amount	2022 Amended Budget	2023 Department	2023 Budget Officer
<b>Fund A - General Fund</b>					
Department <b>76 - Dept of Aging and Youth Services</b>					
Division <b>762 - Supple Nutrition Program</b>					
<i>Contractual Expenses</i>					
8520	Software	390.84	.00	.00	.00
8531.I	Postage Internal	30.19	500.00	500.00	200.00
8550.I	Office Supplies Internal	272.67	250.00	250.00	250.00
8560.I	Printing Internal	31.32	250.00	250.00	100.00
<i>Contractual Expenses Totals</i>		\$95,471.11	\$223,504.00	\$163,782.00	\$162,132.00
<i>Fringe Benefits</i>					
6910	Retirement	.00	.00	5,270.00	4,238.00
6930	Social Security	.00	.00	3,860.00	3,860.00
6940	Workers Compensation	.00	.00	1,218.00	1,218.00
6950	Disability Insurance	.00	.00	65.00	65.00
6960	Health Insurance	.00	.00	11,945.00	9,457.00
6968	In Lieu Of Health Ins	.00	.00	98.00	98.00
<i>Fringe Benefits Totals</i>		\$0.00	\$0.00	\$22,456.00	\$18,936.00
Division <b>762 - Supple Nutrition Program Totals</b>		\$96,238.05	\$224,270.94	\$236,685.00	\$231,515.00
Division <b>763 - Community Services Prog.</b>					
<i>Personal Services</i>					
6000	Regular Wages	.00	.00	146,225.00	146,225.00
<i>Personal Services Totals</i>		\$0.00	\$0.00	\$146,225.00	\$146,225.00
<i>Equipment &amp; Capital Outlay</i>					
7041	Cars & Light Trucks	23,309.00	.00	.00	.00
<i>Equipment &amp; Capital Outlay Totals</i>		\$23,309.00	\$0.00	\$0.00	\$0.00
<i>Contractual Expenses</i>					
7001	Employee Mileage Reimb	870.80	1,500.00	750.00	750.00
7762	Community Services Prog	82,604.14	87,000.00	82,000.00	82,000.00
8170.I	Coordination/Mgt Services Internal	4,430.00	5,000.00	5,000.00	5,000.00
8200	Departmental Supplies	16,376.89	20,427.65	15,000.00	15,000.00
8211	Food/Food Supplies	291.20	.00	250.00	250.00
8350	Client Transportation	85,985.67	130,550.00	174,200.00	167,700.00
8430	Printing - Special Jobs	.00	1,000.00	750.00	750.00
8531.I	Postage Internal	3,434.41	3,000.00	2,000.00	2,000.00
8550.I	Office Supplies Internal	18.50	200.00	400.00	200.00
8560.I	Printing Internal	914.50	1,600.00	1,500.00	1,500.00



Account	Account Description	2021 Actual Amount	2022 Amended Budget	2023 Department	2023 Budget Officer
<b>Fund A - General Fund</b>					
Department <b>76 - Dept of Aging and Youth Services</b>					
Division <b>763 - Community Services Prog.</b>					
<i>Contractual Expenses</i>					
8621.I	Rent Of Space Internal	4,000.00	4,000.00	4,000.00	4,000.00
<i>Contractual Expenses Totals</i>		\$198,926.11	\$254,277.65	\$285,850.00	\$279,150.00
<i>Fringe Benefits</i>					
6910	Retirement	.00	.00	22,433.00	18,039.00
6930	Social Security	.00	.00	11,187.00	11,187.00
6940	Workers Compensation	.00	.00	3,531.00	3,531.00
6950	Disability Insurance	.00	.00	166.00	166.00
6960	Health Insurance	.00	.00	31,890.00	25,249.00
6968	In Lieu Of Health Ins	.00	.00	390.00	390.00
<i>Fringe Benefits Totals</i>		\$0.00	\$0.00	\$69,597.00	\$58,562.00
Division <b>763 - Community Services Prog. Totals</b>		\$222,235.11	\$254,277.65	\$501,672.00	\$483,937.00
Division <b>764 - In-Home Services Elderly</b>					
<i>Personal Services</i>					
6000	Regular Wages	.00	.00	146,556.00	146,556.00
<i>Personal Services Totals</i>		\$0.00	\$0.00	\$146,556.00	\$146,556.00
<i>Contractual Expenses</i>					
7001	Employee Mileage Reimb	2,170.78	3,000.00	4,500.00	3,000.00
7761	Senior Nutrition Program	87,097.64	136,000.00	230,500.00	200,000.00
8345	In Home Services	246,351.44	323,472.00	336,500.00	280,000.00
8347	Medical Equip For Clients	.00	18,000.00	24,000.00	24,000.00
8362	Day Care	.00	15,000.00	15,000.00	15,000.00
8430	Printing - Special Jobs	.00	250.00	250.00	250.00
8512	Conference Fees	.00	2,100.00	2,100.00	600.00
8531.I	Postage Internal	501.39	750.00	1,200.00	1,000.00
8550.I	Office Supplies Internal	1,348.07	1,500.00	1,500.00	1,500.00
8560.I	Printing Internal	62.64	1,000.00	250.00	250.00
<i>Contractual Expenses Totals</i>		\$337,531.96	\$501,072.00	\$615,800.00	\$525,600.00
<i>Fringe Benefits</i>					
6910	Retirement	.00	.00	22,657.00	18,219.00
6930	Social Security	.00	.00	11,212.00	11,212.00
6940	Workers Compensation	.00	.00	3,539.00	3,539.00
6950	Disability Insurance	.00	.00	170.00	170.00

Account	Account Description	2021 Actual Amount	2022 Amended Budget	2023 Department	2023 Budget Officer
<b>Fund A - General Fund</b>					
Department <b>76 - Dept of Aging and Youth Services</b>					
Division <b>764 - In-Home Services Elderly</b>					
<i>Fringe Benefits</i>					
6960	Health Insurance	.00	.00	34,501.00	27,316.00
6968	In Lieu Of Health Ins	.00	.00	293.00	293.00
<i>Fringe Benefits Totals</i>		<u>\$0.00</u>	<u>\$0.00</u>	<u>\$72,372.00</u>	<u>\$60,749.00</u>
Division <b>764 - In-Home Services Elderly Totals</b>		<u>\$337,531.96</u>	<u>\$501,072.00</u>	<u>\$834,728.00</u>	<u>\$732,905.00</u>
Division <b>765 - Senior Volunteer Program</b>					
<i>Personal Services</i>					
6000	Regular Wages	.00	.00	60,542.00	60,542.00
<i>Personal Services Totals</i>		<u>\$0.00</u>	<u>\$0.00</u>	<u>\$60,542.00</u>	<u>\$60,542.00</u>
<i>Contractual Expenses</i>					
7001	Employee Mileage Reimb	14.56	700.00	500.00	300.00
8200	Departmental Supplies	.00	750.00	2,500.00	750.00
8211	Food/Food Supplies	.00	3,000.00	3,300.00	3,300.00
8430	Printing - Special Jobs	72.50	500.00	500.00	500.00
8520	Software	300.00	300.00	300.00	300.00
8531.I	Postage Internal	997.42	750.00	1,000.00	750.00
8533	Telephone	434.48	480.00	500.00	500.00
8533.I	Telephone Internal	300.00	360.00	360.00	360.00
8550.I	Office Supplies Internal	4.93	200.00	200.00	50.00
8560	Printing	.00	.00	200.00	.00
8560.I	Printing Internal	105.16	200.00	.00	.00
8611.I	Vehicle Fuel Internal	616.61	1,500.00	1,500.00	1,500.00
8612	Vehicle Maintenance & Rep	.00	.00	300.00	150.00
8612.I	Vehicle Maintenance & Rep Internal	86.29	300.00	.00	.00
8613	Automobile Lease	1,993.52	.00	.00	.00
8619	Miscellaneous Vehicle Exp	165.00	.00	.00	.00
8635.I	Automobile Insurance Internal	351.00	351.00	351.00	351.00
8639	Misc Insurance Premiums	3,278.99	3,280.00	3,280.00	3,280.00
<i>Contractual Expenses Totals</i>		<u>\$8,720.46</u>	<u>\$12,671.00</u>	<u>\$14,791.00</u>	<u>\$12,091.00</u>
<i>Fringe Benefits</i>					
6910	Retirement	.00	.00	6,973.00	5,607.00
6930	Social Security	.00	.00	4,632.00	4,632.00
6940	Workers Compensation	.00	.00	1,462.00	1,462.00

Account	Account Description	2021 Actual Amount	2022 Amended Budget	2023 Department	2023 Budget Officer
<b>Fund A - General Fund</b>					
Department <b>76 - Dept of Aging and Youth Services</b>					
Division <b>765 - Senior Volunteer Program</b>					
<i>Fringe Benefits</i>					
6950	Disability Insurance	.00	.00	78.00	78.00
6960	Health Insurance	.00	.00	10,432.00	8,259.00
<i>Fringe Benefits Totals</i>		<u>\$0.00</u>	<u>\$0.00</u>	<u>\$23,577.00</u>	<u>\$20,038.00</u>
Division <b>765 - Senior Volunteer Program Totals</b>		<u>\$8,720.46</u>	<u>\$12,671.00</u>	<u>\$98,910.00</u>	<u>\$92,671.00</u>
Division <b>766 - Elder Abuse Prevention</b>					
<i>Contractual Expenses</i>					
8531.I	Postage Internal	16.60	.00	.00	.00
<i>Contractual Expenses Totals</i>		<u>\$16.60</u>	<u>\$0.00</u>	<u>\$0.00</u>	<u>\$0.00</u>
Division <b>766 - Elder Abuse Prevention Totals</b>		<u>\$16.60</u>	<u>\$0.00</u>	<u>\$0.00</u>	<u>\$0.00</u>
Division <b>767 - Health Ins Counseling</b>					
<i>Personal Services</i>					
6000	Regular Wages	.00	.00	40,798.00	40,798.00
<i>Personal Services Totals</i>		<u>\$0.00</u>	<u>\$0.00</u>	<u>\$40,798.00</u>	<u>\$40,798.00</u>
<i>Contractual Expenses</i>					
7001	Employee Mileage Reimb	80.64	400.00	400.00	200.00
7005	Meal Reimb - No Overnight	68.00	.00	.00	.00
8531.I	Postage Internal	118.24	300.00	300.00	200.00
8533.I	Telephone Internal	300.00	360.00	360.00	360.00
8550.I	Office Supplies Internal	.00	500.00	400.00	200.00
8560.I	Printing Internal	.00	400.00	400.00	100.00
<i>Contractual Expenses Totals</i>		<u>\$566.88</u>	<u>\$1,960.00</u>	<u>\$1,860.00</u>	<u>\$1,060.00</u>
<i>Fringe Benefits</i>					
6910	Retirement	.00	.00	7,117.00	5,723.00
6930	Social Security	.00	.00	3,121.00	3,121.00
6940	Workers Compensation	.00	.00	985.00	985.00
6950	Disability Insurance	.00	.00	42.00	42.00
6960	Health Insurance	.00	.00	10,582.00	8,378.00
<i>Fringe Benefits Totals</i>		<u>\$0.00</u>	<u>\$0.00</u>	<u>\$21,847.00</u>	<u>\$18,249.00</u>
Division <b>767 - Health Ins Counseling Totals</b>		<u>\$566.88</u>	<u>\$1,960.00</u>	<u>\$64,505.00</u>	<u>\$60,107.00</u>
Division <b>768 - Health Prmtn &amp; Dis Prev</b>					
<i>Personal Services</i>					
6000	Regular Wages	.00	.00	2,654.00	2,654.00
<i>Personal Services Totals</i>		<u>\$0.00</u>	<u>\$0.00</u>	<u>\$2,654.00</u>	<u>\$2,654.00</u>

Account	Account Description	2021 Actual Amount	2022 Amended Budget	2023 Department	2023 Budget Officer
<b>Fund A - General Fund</b>					
Department <b>76 - Dept of Aging and Youth Services</b>					
Division <b>768 - Health Prmtn &amp; Dis Prev</b>					
<i>Contractual Expenses</i>					
7001	Employee Mileage Reimb	.00	500.00	450.00	250.00
8200	Departmental Supplies	.00	425.00	425.00	.00
8211	Food/Food Supplies	.00	200.00	200.00	.00
8550.I	Office Supplies Internal	.00	250.00	250.00	.00
<i>Contractual Expenses Totals</i>		<b>\$0.00</b>	<b>\$1,375.00</b>	<b>\$1,325.00</b>	<b>\$250.00</b>
<i>Fringe Benefits</i>					
6910	Retirement	.00	.00	265.00	213.00
6930	Social Security	.00	.00	203.00	203.00
6940	Workers Compensation	.00	.00	64.00	64.00
6950	Disability Insurance	.00	.00	4.00	4.00
6960	Health Insurance	.00	.00	468.00	371.00
<i>Fringe Benefits Totals</i>		<b>\$0.00</b>	<b>\$0.00</b>	<b>\$1,004.00</b>	<b>\$855.00</b>
Division <b>768 - Health Prmtn &amp; Dis Prev Totals</b>		<b>\$0.00</b>	<b>\$1,375.00</b>	<b>\$4,983.00</b>	<b>\$3,759.00</b>
Division <b>769 - Family Caregiver Support</b>					
<i>Personal Services</i>					
6000	Regular Wages	.00	.00	53,673.00	53,673.00
<i>Personal Services Totals</i>		<b>\$0.00</b>	<b>\$0.00</b>	<b>\$53,673.00</b>	<b>\$53,673.00</b>
<i>Contractual Expenses</i>					
7001	Employee Mileage Reimb	117.04	1,000.00	750.00	500.00
8362	Day Care	15,864.00	30,000.00	44,100.00	35,000.00
8430	Printing - Special Jobs	.00	100.00	100.00	100.00
8531.I	Postage Internal	9.20	200.00	200.00	50.00
8550.I	Office Supplies Internal	.00	250.00	250.00	50.00
8560.I	Printing Internal	.00	150.00	150.00	.00
<i>Contractual Expenses Totals</i>		<b>\$15,990.24</b>	<b>\$31,700.00</b>	<b>\$45,550.00</b>	<b>\$35,700.00</b>
<i>Fringe Benefits</i>					
6910	Retirement	.00	.00	8,368.00	6,729.00
6930	Social Security	.00	.00	4,107.00	4,107.00
6940	Workers Compensation	.00	.00	1,296.00	1,296.00
6950	Disability Insurance	.00	.00	61.00	61.00
6960	Health Insurance	.00	.00	12,747.00	10,092.00
<i>Fringe Benefits Totals</i>		<b>\$0.00</b>	<b>\$0.00</b>	<b>\$26,579.00</b>	<b>\$22,285.00</b>

Account	Account Description	2021 Actual Amount	2022 Amended Budget	2023 Department	2023 Budget Officer
<b>Fund A - General Fund</b>					
Department <b>76 - Dept of Aging and Youth Services</b>					
Division <b>769 - Family Caregiver Support</b> Totals		\$15,990.24	\$31,700.00	\$125,802.00	\$111,658.00
Division <b>770 - NY Connects</b>					
<i>Personal Services</i>					
6000	Regular Wages	.00	.00	205,545.00	205,545.00
<i>Personal Services Totals</i>		\$0.00	\$0.00	\$205,545.00	\$205,545.00
<i>Contractual Expenses</i>					
7001	Employee Mileage Reimb	10.64	500.00	450.00	200.00
8430	Printing - Special Jobs	.00	500.00	450.00	450.00
8460	Rent Special	.00	1,750.00	2,225.00	2,225.00
8490	Misc Departmental Expense	689.64	500.00	450.00	.00
8520	Software	.00	.00	.00	450.00
8531.I	Postage Internal	2,129.29	2,000.00	2,000.00	2,000.00
8533.I	Telephone Internal	300.00	360.00	360.00	360.00
8535	Internet Service	2,639.70	2,880.00	2,880.00	2,880.00
8550.I	Office Supplies Internal	257.90	1,000.00	1,000.00	750.00
8560.I	Printing Internal	.00	150.00	150.00	100.00
8621.I	Rent Of Space Internal	4,800.00	4,800.00	4,800.00	4,800.00
<i>Contractual Expenses Totals</i>		\$10,827.17	\$14,440.00	\$14,765.00	\$14,215.00
<i>Fringe Benefits</i>					
6910	Retirement	.00	.00	33,430.00	26,881.00
6930	Social Security	.00	.00	15,725.00	15,725.00
6940	Workers Compensation	.00	.00	4,964.00	4,964.00
6950	Disability Insurance	.00	.00	222.00	222.00
6960	Health Insurance	.00	.00	45,747.00	36,220.00
6968	In Lieu Of Health Ins	.00	.00	488.00	488.00
<i>Fringe Benefits Totals</i>		\$0.00	\$0.00	\$100,576.00	\$84,500.00
Division <b>770 - NY Connects</b> Totals		\$10,827.17	\$14,440.00	\$320,886.00	\$304,260.00
Division <b>771 - Youth</b>					
<i>Personal Services</i>					
6000	Regular Wages	.00	.00	108,130.00	108,130.00
<i>Personal Services Totals</i>		\$0.00	\$0.00	\$108,130.00	\$108,130.00
<i>Contractual Expenses</i>					
7001	Employee Mileage Reimb	.00	250.00	1,000.00	900.00
7733	Youth Development Program	.00	181,277.00	179,000.00	179,000.00

Account	Account Description	2021 Actual Amount	2022 Amended Budget	2023 Department	2023 Budget Officer
<b>Fund A - General Fund</b>					
Department <b>76 - Dept of Aging and Youth Services</b>					
Division <b>771 - Youth</b>					
<i>Contractual Expenses</i>					
7734	Runaway Homeless Youth	.00	25,015.00	25,015.00	25,015.00
8200	Departmental Supplies	.00	800.00	1,200.00	800.00
8211	Food/Food Supplies	.00	100.00	500.00	250.00
8511	Association Dues	.00	600.00	600.00	600.00
8512	Conference Fees	.00	200.00	200.00	.00
8550.I	Office Supplies Internal	.00	100.00	250.00	100.00
<i>Contractual Expenses Totals</i>		\$0.00	\$208,342.00	\$207,765.00	\$206,665.00
<i>Fringe Benefits</i>					
6910	Retirement	.00	.00	11,819.00	9,504.00
6930	Social Security	.00	.00	8,273.00	8,273.00
6940	Workers Compensation	.00	.00	2,611.00	2,611.00
6950	Disability Insurance	.00	.00	150.00	150.00
6960	Health Insurance	.00	.00	3,011.00	2,384.00
6968	In Lieu Of Health Ins	.00	.00	1,950.00	1,800.00
<i>Fringe Benefits Totals</i>		\$0.00	\$0.00	\$27,814.00	\$24,722.00
Division <b>771 - Youth Totals</b>		\$0.00	\$208,342.00	\$343,709.00	\$339,517.00
Department <b>76 - Dept of Aging and Youth Services Totals</b>		\$2,963,098.12	\$4,193,946.64	\$4,169,795.00	\$3,990,897.00
Department <b>80 - Planning and Economic Dev.</b>					
Division <b>000 - Dept Operations/Adminstrn</b>					
<i>Personal Services</i>					
6000	Regular Wages	355,771.24	366,491.00	434,795.31	434,796.00
6890	General Salary Provision	.00	87,920.00	.00	42,775.00
<i>Personal Services Totals</i>		\$355,771.24	\$454,411.00	\$434,795.31	\$477,571.00
<i>Equipment &amp; Capital Outlay</i>					
7033	Personal Computers	.00	2,605.00	4,170.00	1.00
7091.9	Land Acquisition & Impmts Farmland & Open Space Protection	76,497.00	400,000.00	100,000.00	400,000.00
7094	Bldg Components Realty	10,328.94	64,181.11	.00	.00
7098	Prof Srv For Cap Purposes	253,640.00	.00	.00	.00
<i>Equipment &amp; Capital Outlay Totals</i>		\$340,465.94	\$466,786.11	\$104,170.00	\$400,001.00
<i>Contractual Expenses</i>					
7001	Employee Mileage Reimb	94.08	150.00	200.00	200.00

Account	Account Description	2021 Actual Amount	2022 Amended Budget	2023 Department	2023 Budget Officer
<b>Fund A - General Fund</b>					
Department <b>80 - Planning and Economic Dev.</b>					
Division <b>000 - Dept Operations/Adminstrn</b>					
<i>Contractual Expenses</i>					
7821	Fish Stocking	.00	25,000.00	25,000.00	25,000.00
8160	Data Processing Fees	12,420.00	14,895.00	14,895.00	12,420.00
8170	Coordination/Mgt Services	24,537.00	11,993.00	19,000.00	19,000.00
8190	Other Professional Srv	74,465.98	74,466.00	74,466.00	74,466.00
8200	Departmental Supplies	14,165.46	1,000.00	1,000.00	500.00
8293	Equipment Maintenance	.00	1,570.00	1,570.00	660.00
8460	Rent Special	6,500.00	6,760.00	7,040.00	7,040.00
8463.FOR	Property Maintenance/Repair FOREST LAND	.00	10,000.00	50,000.00	50,000.00
8463.ZIM	Property Maintenance/Repair ZIM SMITH	.00	40,000.00	40,000.00	40,000.00
8492	Local Assistance	81,804.50	118,653.00	100,000.00	.00
8492.9	Local Assistance County Trails Grant Program	.00	.00	.00	100,000.00
8511	Association Dues	.00	500.00	500.00	500.00
8513	Meeting Expenses	3,974.07	38,770.00	55,000.00	55,000.00
8520	Software	7,729.60	16,926.00	17,627.00	21,900.00
8531.I	Postage Internal	541.32	3,000.00	3,000.00	3,000.00
8543	Office Equipment Rental	1,115.40	1,700.00	1,700.00	1,116.00
8550.I	Office Supplies Internal	2,034.16	3,750.00	3,750.00	2,500.00
8611.I	Vehicle Fuel Internal	1,674.77	2,000.00	2,000.00	2,000.00
8612.I	Vehicle Maintenance & Rep Internal	1,240.04	750.00	750.00	750.00
8626	Property Taxes & Assmnts	29,518.47	30,000.00	30,000.00	30,000.00
8718	Assn Of Snowmobile Clubs	.00	.00	63,000.00	63,000.00
8724	Cooperative Extension	188,737.00	195,091.00	197,358.00	197,358.00
8763	Municipal Planning Grant Program-Economic Development	.00	.00	150,000.00	150,000.00
<i>Contractual Expenses Totals</i>		\$450,551.85	\$596,974.00	\$857,856.00	\$856,410.00
<i>Fringe Benefits</i>					
6910	Retirement	58,643.15	66,302.00	74,353.23	59,788.00
6930	Social Security	26,481.03	28,037.00	33,262.77	33,263.00
6940	Workers Compensation	10,898.56	11,165.00	10,420.00	10,420.00
6950	Disability Insurance	357.46	352.00	422.00	422.00
6960	Health Insurance	61,245.30	49,383.00	87,719.00	69,451.00

Account	Account Description	2021 Actual Amount	2022 Amended Budget	2023 Department	2023 Budget Officer
<b>Fund A - General Fund</b>					
Department <b>80 - Planning and Economic Dev.</b>					
Division <b>000 - Dept Operations/Adminstrn</b>					
<i>Fringe Benefits</i>					
6960.M	Health Insurance Part B	6,940.80	6,032.00	7,080.00	7,080.00
6960.R	Health Insurance Retirees	51,431.28	47,399.00	51,652.00	51,652.00
6968	In Lieu Of Health Ins	3,600.00	3,600.00	1,950.00	1,800.00
<i>Fringe Benefits Totals</i>		<b>\$219,597.58</b>	<b>\$212,270.00</b>	<b>\$266,859.00</b>	<b>\$233,876.00</b>
Division <b>000 - Dept Operations/Adminstrn Totals</b>		<b>\$1,366,386.61</b>	<b>\$1,730,441.11</b>	<b>\$1,663,680.31</b>	<b>\$1,967,858.00</b>
Division <b>801 - Mass Transit</b>					
<i>Contractual Expenses</i>					
8743	Cap Dist Transp Authority	90,386.55	79,000.00	79,000.00	79,000.00
<i>Contractual Expenses Totals</i>		<b>\$90,386.55</b>	<b>\$79,000.00</b>	<b>\$79,000.00</b>	<b>\$79,000.00</b>
Division <b>801 - Mass Transit Totals</b>		<b>\$90,386.55</b>	<b>\$79,000.00</b>	<b>\$79,000.00</b>	<b>\$79,000.00</b>
Department <b>80 - Planning and Economic Dev. Totals</b>		<b>\$1,456,773.16</b>	<b>\$1,809,441.11</b>	<b>\$1,742,680.31</b>	<b>\$2,046,858.00</b>
Department <b>90 - Non Departmental</b>					
Division <b>000 - Dept Operations/Adminstrn</b>					
<i>Contractual Expenses</i>					
8762	Septic System Replacement Fund Program	10,000.00	20,700.00	.00	.00
<i>Contractual Expenses Totals</i>		<b>\$10,000.00</b>	<b>\$20,700.00</b>	<b>\$0.00</b>	<b>\$0.00</b>
Division <b>000 - Dept Operations/Adminstrn Totals</b>		<b>\$10,000.00</b>	<b>\$20,700.00</b>	<b>\$0.00</b>	<b>\$0.00</b>
Division <b>900 - Supported Organizations</b>					
<i>Contractual Expenses</i>					
8492	Local Assistance	25,000.00	4,001,127.70	2,000,000.00	35,000.00
8714	Soadironacklibrarysystem	35,000.00	15,000.00	100.00	35,000.00
8717	Campaign for Saratoga 250th	.00	.00	.00	100,000.00
8718	Assn Of Snowmobile Clubs	57,792.00	.00	.00	.00
8719	Cap Dist Reg Plan Comm	53,847.00	56,539.00	58,431.00	58,431.00
8720	Apa Review Board	2,700.00	.00	.00	2,700.00
8722	Soil & Water Cons Dist	125,886.00	132,160.30	100.00	138,768.00
8723	Cnty Agriculture Society	208,292.73	26,000.00	26,000.00	26,000.00
8724	Cooperative Extension	1,071,442.25	1,323,189.00	100.00	1,429,044.00
8744	Sar Co Cncl Of Fish & Gm	3,857.00	3,984.00	.00	3,984.00
8758	Hud Riv Blk Riv Lit	1,077,236.00	1,077,000.00	100.00	1,098,000.00
8759	Saratoga Performing Arts Center	.00	35,000.00	100.00	35,000.00
8765	Friends of Ulysses S. Grant	.00	75,000.00	.00	.00
8766	Ballston Spa Fire Dept	.00	20,000.00	.00	.00



Account	Account Description	2021 Actual Amount	2022 Amended Budget	2023 Department	2023 Budget Officer
<b>Fund A - General Fund</b>					
Department <b>90 - Non Departmental</b>					
Division <b>900 - Supported Organizations</b>					
<i>Contractual Expenses</i>					
8767	Hudson Valley Community College	.00	1,500,000.00	.00	.00
<i>Contractual Expenses Totals</i>		\$2,661,052.98	\$8,265,000.00	\$2,084,931.00	\$2,961,927.00
Division <b>900 - Supported Organizations Totals</b>		\$2,661,052.98	\$8,265,000.00	\$2,084,931.00	\$2,961,927.00
Division <b>905 - Distribution of Sales Tax</b>					
<i>Contractual Expenses</i>					
1985	Distribution Of Sales Tax	74,801,785.00	68,500,000.00	75,000,000.00	75,000,000.00
<i>Contractual Expenses Totals</i>		\$74,801,785.00	\$68,500,000.00	\$75,000,000.00	\$75,000,000.00
Division <b>905 - Distribution of Sales Tax Totals</b>		\$74,801,785.00	\$68,500,000.00	\$75,000,000.00	\$75,000,000.00
Division <b>910 - Debt Service</b>					
<i>Debt Service - Principal</i>					
9600.1986J	Principal 1986 Jail Bonds	.00	.00	.00	100,000.00
9600.2018P SB	Principal 2018 Public Safety Building	1,375,000.00	1,415,000.00	1,460,000.00	1,460,000.00
9600.AS	Principal Animal Shelter	275,000.00	285,000.00	295,000.00	295,000.00
<i>Debt Service - Principal Totals</i>		\$1,650,000.00	\$1,700,000.00	\$1,755,000.00	\$1,855,000.00
<i>Debt Service - Interest</i>					
9700.2018P SB	Bond Interest 2018 Public Safety Building	667,100.00	625,850.00	583,400.00	583,400.00
9700.2022B AN	Bond Interest 2022 BAN	.00	.00	174,400.00	174,400.00
9700.AS	Bond Interest Animal Shelter	187,730.40	166,836.00	148,442.00	150,972.00
<i>Debt Service - Interest Totals</i>		\$854,830.40	\$792,686.00	\$906,242.00	\$908,772.00
Division <b>910 - Debt Service Totals</b>		\$2,504,830.40	\$2,492,686.00	\$2,661,242.00	\$2,763,772.00
Division <b>920 - Interfund Transfers</b>					
<i>Transfers</i>					
9900.D	Transfer to County Road Fund	15,145,976.91	25,590,746.00	21,617,257.00	20,102,489.00
9900.DM	Transfer to Road Machinery	2,059,143.96	2,631,683.00	4,771,713.00	730,147.00
<i>Transfers Totals</i>		\$17,205,120.87	\$28,222,429.00	\$26,388,970.00	\$20,832,636.00
Division <b>920 - Interfund Transfers Totals</b>		\$17,205,120.87	\$28,222,429.00	\$26,388,970.00	\$20,832,636.00
Department <b>90 - Non Departmental Totals</b>		\$97,182,789.25	\$107,500,815.00	\$106,135,143.00	\$101,558,335.00
Fund <b>A - General Fund Totals</b>		\$284,968,678.95	\$336,865,735.00	\$330,756,377.37	\$311,139,826.00

Account	Account Description	2021 Actual Amount	2022 Amended Budget	2023 Department	2023 Budget Officer
<b>Fund CD - Special Grant</b>					
Department <b>68 - Employment &amp; Training</b>					
Division <b>000 - Dept Operations/Adminstrn</b>					
<i>Personal Services</i>					
6000	Regular Wages	296,106.52	302,778.00	419,351.83	419,352.00
6890	General Salary Provision	.00	145,589.00	.00	.00
<i>Personal Services Totals</i>		<b>\$296,106.52</b>	<b>\$448,367.00</b>	<b>\$419,351.83</b>	<b>\$419,352.00</b>
<i>Contractual Expenses</i>					
8141.I	Accounting & Fin Srv Internal	1,050.00	1,050.00	1,050.00	1,050.00
8160.I	Data Processing Fees Internal	441.67	620.00	530.00	530.00
8611.I	Vehicle Fuel Internal	.00	400.00	600.00	600.00
<i>Contractual Expenses Totals</i>		<b>\$1,491.67</b>	<b>\$2,070.00</b>	<b>\$2,180.00</b>	<b>\$2,180.00</b>
<i>Fringe Benefits</i>					
6910	Retirement	45,507.69	47,436.00	47,723.40	38,374.00
6930	Social Security	20,805.55	20,393.00	32,081.56	32,082.00
6940	Workers Compensation	10,901.20	11,168.00	12,329.00	12,329.00
6950	Disability Insurance	351.60	202.00	492.68	493.00
6960	Health Insurance	77,888.40	77,889.00	123,994.06	123,995.00
6960.M	Health Insurance Part B	867.60	789.00	3,540.00	3,540.00
6960.R	Health Insurance Retirees	15,015.84	13,838.00	15,123.00	15,123.00
6968	In Lieu Of Health Ins	1,800.00	1,800.00	.00	.00
<i>Fringe Benefits Totals</i>		<b>\$173,137.88</b>	<b>\$173,515.00</b>	<b>\$235,283.70</b>	<b>\$225,936.00</b>
Division <b>000 - Dept Operations/Adminstrn Totals</b>		<b>\$470,736.07</b>	<b>\$623,952.00</b>	<b>\$656,815.53</b>	<b>\$647,468.00</b>
Division <b>681 - Job Training &amp; Services</b>					
<i>Personal Services</i>					
6000	Regular Wages	.00	95,601.00	.00	.00
<i>Personal Services Totals</i>		<b>\$0.00</b>	<b>\$95,601.00</b>	<b>\$0.00</b>	<b>\$0.00</b>
<i>Equipment &amp; Capital Outlay</i>					
7020	Office Equipment	.00	1,820.00	.00	.00
7033	Personal Computers	.00	5,285.00	5,130.00	.00
<i>Equipment &amp; Capital Outlay Totals</i>		<b>\$0.00</b>	<b>\$7,105.00</b>	<b>\$5,130.00</b>	<b>\$0.00</b>
<i>Contractual Expenses</i>					
7001	Employee Mileage Reimb	648.26	1,000.00	800.00	800.00
8170	Coordination/Mgt Services	362,514.22	73,405.00	58,100.00	.00
8190	Other Professional Srv	765.82	.00	.00	.00
8200	Departmental Supplies	454.66	4,500.00	9,000.00	9,000.00

Account	Account Description	2021 Actual Amount	2022 Amended Budget	2023 Department	2023 Budget Officer
Fund	<b>CD - Special Grant</b>				
	Department <b>68 - Employment &amp; Training</b>				
	Division <b>681 - Job Training &amp; Services</b>				
	<i>Contractual Expenses</i>				
8212	Clothing	866.87	2,500.00	2,500.00	2,500.00
8291	Equipment Rental	333.23	250.00	300.00	300.00
8300	Direct Pmnts To Clients	.00	.00	500.00	500.00
8321	Institutional Tuition	68,710.00	178,575.00	74,414.00	57,887.00
8329	Expenses Re Training Srv	181.25	2,300.00	2,300.00	2,300.00
8350	Client Transportation	889.76	20,000.00	1,000.00	1,000.00
8511	Association Dues	.00	5,000.00	5,500.00	5,500.00
8512	Conference Fees	1,252.00	1,000.00	1,000.00	1,000.00
8512.ML	Conference Fees Meals & Lodging	.00	1,500.00	1,500.00	1,500.00
8514	Publications	.00	1,000.00	.00	.00
8520	Software	339.00	21,546.00	8,500.00	8,506.00
8531.I	Postage Internal	416.74	530.00	1,000.00	1,000.00
8533	Telephone	514.18	550.00	377.00	377.00
8533.I	Telephone Internal	488.06	752.00	764.00	764.00
8535	Internet Service	239.96	744.00	1,440.00	1,440.00
8540	Minor Office Furn & Equip	.00	.00	850.00	850.00
8543	Office Equipment Rental	1,368.00	1,368.00	1,368.00	1,368.00
8550.I	Office Supplies Internal	1,448.01	4,000.00	6,000.00	6,000.00
8560.I	Printing Internal	.00	.00	400.00	400.00
8621.I	Rent Of Space Internal	23,800.00	23,800.00	23,800.00	23,800.00
	<i>Contractual Expenses Totals</i>	<b>\$465,230.02</b>	<b>\$344,320.00</b>	<b>\$201,413.00</b>	<b>\$126,792.00</b>
	<i>Fringe Benefits</i>				
6910	Retirement	.00	11,783.00	.00	.00
6930	Social Security	.00	7,313.00	.00	.00
6950	Disability Insurance	.00	140.00	.00	.00
6960	Health Insurance	.00	38,086.00	.00	.00
6960.M	Health Insurance Part B	10,411.20	9,838.00	10,619.00	10,619.00
6960.R	Health Insurance Retirees	37,757.88	34,797.00	37,758.00	37,758.00
	<i>Fringe Benefits Totals</i>	<b>\$48,169.08</b>	<b>\$101,957.00</b>	<b>\$48,377.00</b>	<b>\$48,377.00</b>
	Division <b>681 - Job Training &amp; Services Totals</b>	<b>\$513,399.10</b>	<b>\$548,983.00</b>	<b>\$254,920.00</b>	<b>\$175,169.00</b>

Account	Account Description	2021 Actual Amount	2022 Amended Budget	2023 Department	2023 Budget Officer
<b>Fund CD - Special Grant</b>					
Department <b>68 - Employment &amp; Training</b>					
Division <b>682 - Participant Support</b>					
<i>Personal Services</i>					
6000	Regular Wages	17,137.50	36,209.00	33,466.00	33,466.00
<i>Personal Services Totals</i>		\$17,137.50	\$36,209.00	\$33,466.00	\$33,466.00
<i>Fringe Benefits</i>					
6910	Retirement	624.50	1,800.00	1,910.00	1,536.00
6930	Social Security	1,327.76	2,770.00	2,674.00	2,674.00
6940	Workers Compensation	.00	.00	808.00	808.00
6950	Disability Insurance	93.76	150.00	152.00	152.00
<i>Fringe Benefits Totals</i>		\$2,046.02	\$4,720.00	\$5,544.00	\$5,170.00
Division <b>682 - Participant Support Totals</b>		\$19,183.52	\$40,929.00	\$39,010.00	\$38,636.00
Division <b>688 - Workforce Development Board</b>					
<i>Personal Services</i>					
6000	Regular Wages	.00	.00	93,169.17	93,170.00
6890	General Salary Provision	.00	.00	.00	2,244.00
<i>Personal Services Totals</i>		\$0.00	\$0.00	\$93,169.17	\$95,414.00
<i>Contractual Expenses</i>					
7001	Employee Mileage Reimb	.00	.00	.00	5,000.00
8160	Data Processing Fees	.00	.00	.00	1,500.00
8190	Other Professional Srv	.00	.00	.00	5,000.00
8200	Departmental Supplies	.00	.00	.00	3,000.00
8511	Association Dues	.00	.00	.00	3,750.00
8512.ML	Conference Fees Meals & Lodging	.00	.00	.00	2,250.00
8514	Publications	.00	.00	.00	25,000.00
8520	Software	.00	.00	.00	8,000.00
8533	Telephone	.00	.00	.00	600.00
8540	Minor Office Furn & Equip	.00	.00	.00	500.00
8621	Rent Of Space	.00	.00	.00	3,500.00
<i>Contractual Expenses Totals</i>		\$0.00	\$0.00	\$0.00	\$58,100.00
<i>Fringe Benefits</i>					
6910	Retirement	.00	.00	17,981.60	27,567.00
6930	Social Security	.00	.00	7,127.44	17,500.00
6940	Workers Compensation	.00	.00	.00	1,000.00
6950	Disability Insurance	.00	.00	70.32	600.00

Account	Account Description	2021 Actual Amount	2022 Amended Budget	2023 Department	2023 Budget Officer
Fund	<b>CD - Special Grant</b>				
	Department <b>68 - Employment &amp; Training</b>				
	Division <b>688 - Workforce Development Board</b>				
	<i>Fringe Benefits</i>				
6960	Health Insurance	.00	.00	2,278.94	9,919.00
	<i>Fringe Benefits Totals</i>	\$0.00	\$0.00	\$27,458.30	\$56,586.00
	Division <b>688 - Workforce Development Board Totals</b>	\$0.00	\$0.00	\$120,627.47	\$210,100.00
	Department <b>68 - Employment &amp; Training Totals</b>	\$1,003,318.69	\$1,213,864.00	\$1,071,373.00	\$1,071,373.00
	Fund <b>CD - Special Grant Totals</b>	\$1,003,318.69	\$1,213,864.00	\$1,071,373.00	\$1,071,373.00
Fund	<b>D - County Road</b>				
	Department <b>50 - Public Works</b>				
	Division <b>000 - Dept Operations/Adminstrn</b>				
	<i>Personal Services</i>				
6000	Regular Wages	418,545.65	299,682.88	442,641.00	442,641.00
6890	General Salary Provision	.00	.00	.00	106,982.00
	<i>Personal Services Totals</i>	\$418,545.65	\$299,682.88	\$442,641.00	\$549,623.00
	<i>Equipment &amp; Capital Outlay</i>				
7010	Furniture & Furnishings	.00	.00	.00	1,850.00
7033	Personal Computers	.00	.00	855.00	1,205.00
	<i>Equipment &amp; Capital Outlay Totals</i>	\$0.00	\$0.00	\$855.00	\$3,055.00
	<i>Contractual Expenses</i>				
8150	Training Services	.00	420.00	420.00	420.00
8200	Departmental Supplies	486.68	350.00	350.00	350.00
8291	Equipment Rental	578.17	300.00	277.00	277.00
8292	Equipment Inspections	.00	210.00	.00	.00
8293	Equipment Maintenance	700.00	.00	.00	.00
8299	Misc Equipment Supplies	39.91	.00	.00	.00
8430	Printing - Special Jobs	3,250.00	3,750.00	.00	.00
8511	Association Dues	325.00	698.00	1,225.00	1,225.00
8512	Conference Fees	479.00	750.00	1,000.00	1,000.00
8512.ML	Conference Fees Meals & Lodging	202.00	800.00	1,000.00	1,000.00
8512.T	Conference Fees Travel	.00	.00	1,000.00	1,000.00
8514	Publications	5,665.00	6,244.00	6,868.00	6,868.00
8516	Employee Testing/Crtfctn	.00	297.00	40.00	40.00
8520	Software	2,379.55	.00	2,870.00	2,460.00
8531.I	Postage Internal	173.86	500.00	268.00	268.00

Account	Account Description	2021 Actual Amount	2022 Amended Budget	2023 Department	2023 Budget Officer
<b>Fund D - County Road</b>					
Department <b>50 - Public Works</b>					
Division <b>000 - Dept Operations/Adminstrn</b>					
<i>Contractual Expenses</i>					
8533	Telephone	2,635.77	2,800.00	2,529.00	2,529.00
8540	Minor Office Furn & Equip	1,127.09	.00	.00	.00
8543	Office Equipment Rental	829.72	850.00	972.00	972.00
8550	Office Supplies	607.00	900.00	900.00	700.00
8550.I	Office Supplies Internal	1,879.27	1,750.00	1,850.00	1,200.00
8560.I	Printing Internal	510.91	700.00	700.00	500.00
8619	Miscellaneous Vehicle Exp	.00	17,500.00	25,971.00	25,971.00
8761	Landfill Profit Sharing Disbursement	1,372,316.36	.00	.00	.00
<i>Contractual Expenses Totals</i>		<b>\$1,394,185.29</b>	<b>\$38,819.00</b>	<b>\$48,240.00</b>	<b>\$46,780.00</b>
<i>Fringe Benefits</i>					
6910	Retirement	64,685.62	52,998.52	73,563.00	59,153.00
6930	Social Security	30,357.61	24,743.56	33,863.00	33,863.00
6940	Workers Compensation	20,522.51	21,024.00	10,610.00	10,610.00
6950	Disability Insurance	451.22	214.10	422.00	422.00
6960	Health Insurance	140,367.02	107,664.05	98,145.00	77,705.00
6960.M	Health Insurance Part B	20,147.60	18,583.00	21,829.00	21,829.00
6960.R	Health Insurance Retirees	150,442.03	86,562.04	144,842.00	144,842.00
<i>Fringe Benefits Totals</i>		<b>\$426,973.61</b>	<b>\$311,789.27</b>	<b>\$383,274.00</b>	<b>\$348,424.00</b>
Division <b>000 - Dept Operations/Adminstrn Totals</b>		<b>\$2,239,704.55</b>	<b>\$650,291.15</b>	<b>\$875,010.00</b>	<b>\$947,882.00</b>
Division <b>501 - Traffic Control</b>					
<i>Personal Services</i>					
6000	Regular Wages	400,902.10	410,856.00	373,322.00	373,322.00
6810	Overtime	65,475.20	.00	.00	.00
6830	On-Call Pay	461.55	.00	.00	.00
<i>Personal Services Totals</i>		<b>\$466,838.85</b>	<b>\$410,856.00</b>	<b>\$373,322.00</b>	<b>\$373,322.00</b>
<i>Equipment &amp; Capital Outlay</i>					
7033	Personal Computers	656.18	.00	.00	.00
7080	Other Equipment	7,246.10	4,000.00	.00	.00
<i>Equipment &amp; Capital Outlay Totals</i>		<b>\$7,902.28</b>	<b>\$4,000.00</b>	<b>\$0.00</b>	<b>\$0.00</b>
<i>Contractual Expenses</i>					
7005	Meal Reimb - No Overnight	3,220.00	2,500.00	3,220.00	3,220.00
7502	Contracted Highway Srv	12,104.03	200,684.00	20,000.00	20,000.00

Account	Account Description	2021 Actual Amount	2022 Amended Budget	2023 Department	2023 Budget Officer
<b>Fund D - County Road</b>					
Department <b>50 - Public Works</b>					
Division <b>501 - Traffic Control</b>					
<i>Contractual Expenses</i>					
8130	Architects/Engineers	.00	1,956.00	.00	.00
8251	Highway Supplies	411,932.71	373,956.00	568,908.00	541,409.00
8291.I	Equipment Rental Internal	70,000.00	80,000.00	98,167.00	98,167.00
8293	Equipment Maintenance	.00	650.00	.00	.00
8294	Equipment Repairs	2,315.02	2,500.00	2,500.00	2,500.00
8296	Hand Tools	122.55	400.00	400.00	400.00
8520	Software	413.54	.00	820.00	.00
8535	Internet Service	.00	.00	580.00	580.00
8550.I	Office Supplies Internal	.00	20.00	20.00	20.00
8623	Electricity	9,066.95	10,000.00	10,300.00	10,300.00
<i>Contractual Expenses Totals</i>		\$509,174.80	\$672,666.00	\$704,915.00	\$676,596.00
<i>Fringe Benefits</i>					
6910	Retirement	76,974.43	71,795.00	72,051.00	57,937.00
6930	Social Security	34,881.17	31,431.00	28,560.00	28,560.00
6940	Workers Compensation	11,836.45	12,126.00	9,016.00	9,016.00
6950	Disability Insurance	520.06	517.00	447.00	447.00
6960	Health Insurance	91,067.60	89,382.00	81,301.00	64,369.00
6960.M	Health Insurance Part B	4,627.20	4,372.00	4,720.00	4,720.00
6960.R	Health Insurance Retirees	33,562.56	30,931.00	33,563.00	33,563.00
6968	In Lieu Of Health Ins	2,880.00	2,880.00	3,120.00	3,120.00
<i>Fringe Benefits Totals</i>		\$256,349.47	\$243,434.00	\$232,778.00	\$201,732.00
Division <b>501 - Traffic Control Totals</b>		\$1,240,265.40	\$1,330,956.00	\$1,311,015.00	\$1,251,650.00
Division <b>502 - Engineering</b>					
<i>Personal Services</i>					
6000	Regular Wages	221,305.73	235,600.12	345,635.00	345,635.00
6810	Overtime	1,744.01	.00	.00	.00
<i>Personal Services Totals</i>		\$223,049.74	\$235,600.12	\$345,635.00	\$345,635.00
<i>Equipment &amp; Capital Outlay</i>					
7033	Personal Computers	.00	.00	4,170.00	.00
<i>Equipment &amp; Capital Outlay Totals</i>		\$0.00	\$0.00	\$4,170.00	\$0.00
<i>Contractual Expenses</i>					
8150	Training Services	.00	150.00	150.00	150.00

Account	Account Description	2021 Actual Amount	2022 Amended Budget	2023 Department	2023 Budget Officer
<b>Fund D - County Road</b>					
Department <b>50 - Public Works</b>					
Division <b>502 - Engineering</b>					
<i>Contractual Expenses</i>					
8294	Equipment Repairs	.00	120.00	120.00	.00
8299	Misc Equipment Supplies	.00	20.00	100.00	100.00
8514	Publications	.00	80.00	1,380.00	1,380.00
8520	Software	2,289.12	2,100.00	3,084.00	2,264.00
8541	Office Equipment Maintnce	943.00	1,200.00	1,200.00	1,200.00
8544	Minor Communications Equipment	129.99	.00	.00	.00
8550	Office Supplies	.00	200.00	200.00	.00
8550.I	Office Supplies Internal	1,782.87	700.00	900.00	800.00
<i>Contractual Expenses Totals</i>		<b>\$5,144.98</b>	<b>\$4,570.00</b>	<b>\$7,134.00</b>	<b>\$5,894.00</b>
<i>Fringe Benefits</i>					
6910	Retirement	33,916.06	35,440.48	51,056.00	41,055.00
6930	Social Security	16,398.44	17,545.44	26,442.00	26,442.00
6940	Workers Compensation	6,322.82	6,477.00	8,347.00	8,347.00
6950	Disability Insurance	216.82	348.90	352.00	352.00
6960	Health Insurance	51,562.30	51,397.95	99,421.00	78,716.00
6960.M	Health Insurance Part B	1,156.80	1,093.00	1,180.00	1,180.00
6960.R	Health Insurance Retirees	19,602.28	13,044.96	27,537.00	27,537.00
<i>Fringe Benefits Totals</i>		<b>\$129,175.52</b>	<b>\$125,347.73</b>	<b>\$214,335.00</b>	<b>\$183,629.00</b>
Division <b>502 - Engineering Totals</b>		<b>\$357,370.24</b>	<b>\$365,517.85</b>	<b>\$571,274.00</b>	<b>\$535,158.00</b>
Division <b>510 - Road &amp; Bridge Constrctn</b>					
<i>Personal Services</i>					
6000	Regular Wages	1,406,903.67	1,432,963.00	1,621,586.00	1,621,586.00
6810	Overtime	94,736.48	.00	.00	.00
6830	On-Call Pay	43.25	.00	.00	.00
<i>Personal Services Totals</i>		<b>\$1,501,683.40</b>	<b>\$1,432,963.00</b>	<b>\$1,621,586.00</b>	<b>\$1,621,586.00</b>
<i>Equipment &amp; Capital Outlay</i>					
7080	Other Equipment	17,248.23	.00	.00	.00
7098	Prof Srv For Cap Purposes	.00	.00	70,000.00	70,000.00
<i>Equipment &amp; Capital Outlay Totals</i>		<b>\$17,248.23</b>	<b>\$0.00</b>	<b>\$70,000.00</b>	<b>\$70,000.00</b>
<i>Contractual Expenses</i>					
7502	Contracted Highway Srv	3,630,561.86	7,774,292.00	6,097,800.00	6,047,800.00
8130	Architects/Engineers	569,785.08	2,373,629.00	.00	.00



Account	Account Description	2021 Actual Amount	2022 Amended Budget	2023 Department	2023 Budget Officer
<b>Fund D - County Road</b>					
Department <b>50 - Public Works</b>					
Division <b>510 - Road &amp; Bridge Constrctn</b>					
<i>Contractual Expenses</i>					
8190	Other Professional Srv	.00	5,200.00	.00	.00
8251	Highway Supplies	2,291,935.32	3,939,100.00	4,102,500.00	3,528,801.00
8291	Equipment Rental	313,751.48	708,500.00	24,500.00	24,500.00
8291.I	Equipment Rental Internal	405,000.00	969,693.00	1,022,481.00	1,022,481.00
8296	Hand Tools	8,930.93	.00	.00	.00
8299	Misc Equipment Supplies	708.48	.00	.00	.00
8400	Licenses & Permits	50.00	.00	.00	.00
<i>Contractual Expenses Totals</i>		<b>\$7,220,723.15</b>	<b>\$15,770,414.00</b>	<b>\$11,247,281.00</b>	<b>\$10,623,582.00</b>
<i>Fringe Benefits</i>					
6910	Retirement	230,585.99	235,654.00	251,276.00	202,054.00
6930	Social Security	107,803.03	109,625.00	124,054.00	124,054.00
6940	Workers Compensation	31,897.06	32,676.00	39,161.00	39,161.00
6950	Disability Insurance	1,878.80	1,844.00	2,150.00	2,150.00
6960	Health Insurance	470,169.14	457,277.00	514,354.00	407,235.00
6968	In Lieu Of Health Ins	2,835.00	3,510.00	5,850.00	5,850.00
<i>Fringe Benefits Totals</i>		<b>\$845,169.02</b>	<b>\$840,586.00</b>	<b>\$936,845.00</b>	<b>\$780,504.00</b>
Division <b>510 - Road &amp; Bridge Constrctn Totals</b>		<b>\$9,584,823.80</b>	<b>\$18,043,963.00</b>	<b>\$13,875,712.00</b>	<b>\$13,095,672.00</b>
Division <b>511 - Road &amp; Bridge Maintenance</b>					
<i>Personal Services</i>					
6000	Regular Wages	3,185,537.06	3,242,784.00	3,840,018.00	3,840,018.00
6810	Overtime	237,119.34	.00	.00	.00
6830	On-Call Pay	418.25	.00	.00	.00
<i>Personal Services Totals</i>		<b>\$3,423,074.65</b>	<b>\$3,242,784.00</b>	<b>\$3,840,018.00</b>	<b>\$3,840,018.00</b>
<i>Contractual Expenses</i>					
7006	Receipted Clothing Reimb	13,041.02	14,850.00	19,650.00	19,650.00
7502	Contracted Highway Srv	16,750.00	325,600.00	7,000.00	7,000.00
8130	Architects/Engineers	1,820.00	.00	.00	.00
8150	Training Services	.00	1,200.00	1,200.00	1,200.00
8190	Other Professional Srv	.00	400.00	400.00	.00
8199	Exp Related To Other Srv	231.45	.00	.00	.00
8200	Departmental Supplies	.00	560.00	560.00	250.00
8251	Highway Supplies	455,203.70	234,243.60	490,000.00	390,000.00

Account	Account Description	2021 Actual Amount	2022 Amended Budget	2023 Department	2023 Budget Officer
<b>Fund D - County Road</b>					
Department <b>50 - Public Works</b>					
Division <b>511 - Road &amp; Bridge Maintenance</b>					
<i>Contractual Expenses</i>					
8291	Equipment Rental	8,291.56	9,000.00	9,000.00	9,000.00
8291.I	Equipment Rental Internal	473,000.00	812,910.00	1,151,268.00	1,151,268.00
8293	Equipment Maintenance	155.96	400.00	400.00	200.00
8294	Equipment Repairs	.00	3,200.00	3,200.00	1,000.00
8296	Hand Tools	1,790.17	6,000.00	7,500.00	5,000.00
8299	Misc Equipment Supplies	53.55	.00	.00	.00
8518	Uniform Expenses	4,931.50	8,000.00	8,000.00	6,000.00
8519	Personal Safety Supplies	2,515.92	7,000.00	7,000.00	5,000.00
8624	Water Charges	.00	.00	340.00	340.00
9100	Claim Settlements	1,500.00	.00	.00	.00
<i>Contractual Expenses Totals</i>		<b>\$979,284.83</b>	<b>\$1,423,363.60</b>	<b>\$1,705,518.00</b>	<b>\$1,595,908.00</b>
<i>Fringe Benefits</i>					
6910	Retirement	536,779.73	440,891.48	588,772.00	473,439.00
6930	Social Security	247,016.79	248,075.00	293,761.00	293,761.00
6940	Workers Compensation	128,147.99	131,275.00	92,736.00	92,736.00
6950	Disability Insurance	4,172.13	4,115.00	4,979.00	4,979.00
6960	Health Insurance	1,067,289.33	1,053,311.00	1,239,397.00	981,282.00
6960.M	Health Insurance Part B	74,613.60	64,385.00	79,252.00	79,252.00
6960.R	Health Insurance Retirees	935,842.27	842,865.00	871,601.00	871,601.00
6968	In Lieu Of Health Ins	6,315.00	6,210.00	7,215.00	7,215.00
<i>Fringe Benefits Totals</i>		<b>\$3,000,176.84</b>	<b>\$2,791,127.48</b>	<b>\$3,177,713.00</b>	<b>\$2,804,265.00</b>
Division <b>511 - Road &amp; Bridge Maintenance Totals</b>		<b>\$7,402,536.32</b>	<b>\$7,457,275.08</b>	<b>\$8,723,249.00</b>	<b>\$8,240,191.00</b>
Division <b>512 - Snow &amp; Ice Control</b>					
<i>Personal Services</i>					
6000	Regular Wages	666,232.36	669,370.00	599,745.00	599,745.00
6810	Overtime	56,482.42	.00	.00	.00
6830	On-Call Pay	173.05	.00	.00	.00
<i>Personal Services Totals</i>		<b>\$722,887.83</b>	<b>\$669,370.00</b>	<b>\$599,745.00</b>	<b>\$599,745.00</b>
<i>Contractual Expenses</i>					
7005	Meal Reimb - No Overnight	7,050.00	15,000.00	15,000.00	10,000.00
8251	Highway Supplies	922,773.38	1,642,100.00	1,400,000.00	1,254,000.00
8291.I	Equipment Rental Internal	355,816.00	940,627.00	1,132,363.00	1,132,363.00

Account	Account Description	2021 Actual Amount	2022 Amended Budget	2023 Department	2023 Budget Officer
Fund	<b>D - County Road</b>				
	Department <b>50 - Public Works</b>				
	Division <b>512 - Snow &amp; Ice Control</b>				
	<i>Contractual Expenses</i>				
	<i>Contractual Expenses Totals</i>	\$1,285,639.38	\$2,597,727.00	\$2,547,363.00	\$2,396,363.00
	<i>Fringe Benefits</i>				
6910	Retirement	113,879.57	112,456.00	104,384.00	83,937.00
6930	Social Security	52,172.19	51,202.00	45,879.00	45,879.00
6940	Workers Compensation	10,489.56	10,746.00	14,484.00	14,484.00
6950	Disability Insurance	855.41	835.00	730.00	730.00
6960	Health Insurance	219,546.82	214,137.00	197,547.00	156,406.00
6968	In Lieu Of Health Ins	1,837.50	1,530.00	1,073.00	1,073.00
	<i>Fringe Benefits Totals</i>	\$398,781.05	\$390,906.00	\$364,097.00	\$302,509.00
	Division <b>512 - Snow &amp; Ice Control Totals</b>	\$2,407,308.26	\$3,658,003.00	\$3,511,205.00	\$3,298,617.00
	Division <b>513 - Airport</b>				
	<i>Personal Services</i>				
6000	Regular Wages	25,080.27	25,584.00	23,074.00	23,074.00
6810	Overtime	1,694.55	.00	.00	.00
	<i>Personal Services Totals</i>	\$26,774.82	\$25,584.00	\$23,074.00	\$23,074.00
	<i>Contractual Expenses</i>				
8251	Highway Supplies	11,256.99	12,000.00	15,600.00	12,000.00
8291.I	Equipment Rental Internal	11,000.00	20,174.00	22,586.00	22,586.00
	<i>Contractual Expenses Totals</i>	\$22,256.99	\$32,174.00	\$38,186.00	\$34,586.00
	<i>Fringe Benefits</i>				
6910	Retirement	4,222.31	4,338.00	4,017.00	3,230.00
6930	Social Security	1,937.25	1,958.00	1,766.00	1,766.00
6940	Workers Compensation	964.33	989.00	557.00	557.00
6950	Disability Insurance	31.68	32.00	29.00	29.00
6960	Health Insurance	8,728.56	8,729.00	7,516.00	5,951.00
	<i>Fringe Benefits Totals</i>	\$15,884.13	\$16,046.00	\$13,885.00	\$11,533.00
	Division <b>513 - Airport Totals</b>	\$64,915.94	\$73,804.00	\$75,145.00	\$69,193.00
	Division <b>514 - Services to Towns</b>				
	<i>Personal Services</i>				
6000	Regular Wages	67,687.67	68,958.00	63,745.00	63,745.00
6810	Overtime	11,178.16	.00	.00	.00
6830	On-Call Pay	57.70	.00	.00	.00

Account	Account Description	2021 Actual Amount	2022 Amended Budget	2023 Department	2023 Budget Officer
Fund	<b>D - County Road</b>				
	Department <b>50 - Public Works</b>				
	Division <b>514 - Services to Towns</b>				
	Personal Services				
	<i>Personal Services Totals</i>	\$78,923.53	\$68,958.00	\$63,745.00	\$63,745.00
	<i>Contractual Expenses</i>				
8251	Highway Supplies	109,678.25	183,180.00	183,180.00	183,180.00
8291.I	Equipment Rental Internal	29,000.00	34,487.00	28,282.00	28,282.00
8294	Equipment Repairs	380.00	1,000.00	1,000.00	500.00
8623	Electricity	3,599.57	4,000.00	3,865.00	3,865.00
	<i>Contractual Expenses Totals</i>	\$142,657.82	\$222,667.00	\$216,327.00	\$215,827.00
	<i>Fringe Benefits</i>				
6910	Retirement	13,032.90	12,097.00	12,303.00	9,893.00
6930	Social Security	5,851.94	5,276.00	4,877.00	4,877.00
6940	Workers Compensation	986.37	1,011.00	1,539.00	1,539.00
6950	Disability Insurance	85.24	85.00	74.00	74.00
6960	Health Insurance	17,676.02	17,338.00	16,146.00	12,783.00
6968	In Lieu Of Health Ins	360.00	360.00	390.00	390.00
	<i>Fringe Benefits Totals</i>	\$37,992.47	\$36,167.00	\$35,329.00	\$29,556.00
	Division <b>514 - Services to Towns Totals</b>	\$259,573.82	\$327,792.00	\$315,401.00	\$309,128.00
	Division <b>515 - Solid Waste Management</b>				
	<i>Contractual Expenses</i>				
8761	Landfill Profit Sharing Disbursement	420,000.00	1,450,000.00	1,400,000.00	1,400,000.00
	<i>Contractual Expenses Totals</i>	\$420,000.00	\$1,450,000.00	\$1,400,000.00	\$1,400,000.00
	Division <b>515 - Solid Waste Management Totals</b>	\$420,000.00	\$1,450,000.00	\$1,400,000.00	\$1,400,000.00
	Division <b>516 - Recycling</b>				
	Personal Services				
6000	Regular Wages	52,594.82	53,239.00	53,239.00	53,239.00
	<i>Personal Services Totals</i>	\$52,594.82	\$53,239.00	\$53,239.00	\$53,239.00
	<i>Contractual Expenses</i>				
7503	Disposal Of Recyclables	289,345.90	437,000.00	381,793.00	381,793.00
8190	Other Professional Srv	.00	14,500.00	.00	.00
8200	Departmental Supplies	.00	50.00	50.00	50.00
8292	Equipment Inspections	21.60	21.00	.00	.00
8461	Building Component Mntce	11,195.00	.00	.00	.00
8492	Local Assistance	140,000.00	140,000.00	140,000.00	140,000.00

Account	Account Description	2021 Actual Amount	2022 Amended Budget	2023 Department	2023 Budget Officer
<b>Fund D - County Road</b>					
Department <b>50 - Public Works</b>					
Division <b>516 - Recycling</b>					
<i>Contractual Expenses</i>					
8519	Personal Safety Supplies	.00	225.00	.00	.00
8533	Telephone	749.88	800.00	800.00	800.00
8540	Minor Office Furn & Equip	306.54	306.54	.00	.00
8550.I	Office Supplies Internal	8.51	50.00	.00	.00
8623	Electricity	350.74	500.00	374.00	450.00
<i>Contractual Expenses Totals</i>		\$441,978.17	\$593,452.54	\$523,017.00	\$523,093.00
<i>Fringe Benefits</i>					
6910	Retirement	8,778.68	9,632.00	10,276.00	8,263.00
6930	Social Security	3,897.57	4,073.00	4,073.00	4,073.00
6940	Workers Compensation	3,013.76	3,088.00	1,286.00	1,286.00
6950	Disability Insurance	70.32	71.00	71.00	71.00
6960	Health Insurance	10,938.00	10,938.00	11,096.00	8,785.00
6960.M	Health Insurance Part B	2,313.60	2,186.00	2,360.00	2,360.00
6960.R	Health Insurance Retirees	12,585.96	11,599.00	12,586.00	12,586.00
<i>Fringe Benefits Totals</i>		\$41,597.89	\$41,587.00	\$41,748.00	\$37,424.00
Division <b>516 - Recycling Totals</b>		\$536,170.88	\$688,278.54	\$618,004.00	\$613,756.00
Department <b>50 - Public Works Totals</b>		\$24,512,669.21	\$34,045,880.62	\$31,276,015.00	\$29,761,247.00
Fund <b>D - County Road Totals</b>		\$24,512,669.21	\$34,045,880.62	\$31,276,015.00	\$29,761,247.00
<b>Fund DM - Road Machinery</b>					
Department <b>50 - Public Works</b>					
Division <b>000 - Dept Operations/Adminstrn</b>					
<i>Personal Services</i>					
6000	Regular Wages	1,056,962.09	1,089,106.00	1,254,977.00	1,254,977.00
6810	Overtime	71,499.02	.00	.00	.00
6830	On-Call Pay	288.45	.00	.00	.00
<i>Personal Services Totals</i>		\$1,128,749.56	\$1,089,106.00	\$1,254,977.00	\$1,254,977.00
<i>Equipment &amp; Capital Outlay</i>					
7033	Personal Computers	.00	14,224.00	855.00	.00
7042	Rolling Stock- Highwayuse	1,052,922.63	3,499,540.54	2,205,400.00	247,250.00
7043	Rolling Stock - Off Hwy	256,555.75	1,773,406.15	2,583,300.00	604,100.00
7080	Other Equipment	71,070.13	86,737.53	82,100.00	75,000.00
<i>Equipment &amp; Capital Outlay Totals</i>		\$1,380,548.51	\$5,373,908.22	\$4,871,655.00	\$926,350.00

Account	Account Description	2021 Actual Amount	2022 Amended Budget	2023 Department	2023 Budget Officer
Fund	<b>DM - Road Machinery</b>				
	Department <b>50 - Public Works</b>				
	Division <b>000 - Dept Operations/Adminstrn</b>				
	<i>Contractual Expenses</i>				
8190	Other Professional Srv	1,466.34	1,200.00	1,200.00	1,200.00
8200	Departmental Supplies	550.99	600.00	600.00	400.00
8221	Building Materials	15,778.49	14,393.00	10,000.00	10,000.00
8252	Vehicle Parts & Supplies	573,959.30	574,126.00	675,000.00	656,700.00
8291	Equipment Rental	972.00	1,000.00	2,200.00	1,300.00
8292	Equipment Inspections	1,277.75	2,310.00	2,100.00	2,100.00
8293	Equipment Maintenance	70,844.64	78,000.00	78,000.00	78,000.00
8294	Equipment Repairs	6,290.54	7,000.00	7,000.00	5,000.00
8296	Hand Tools	17,677.54	8,000.00	12,000.00	10,000.00
8299	Misc Equipment Supplies	28,952.33	25,000.00	30,000.00	25,000.00
8400	Licenses & Permits	110.00	110.00	110.00	110.00
8461	Building Component Mntce	16,481.79	13,000.00	13,000.00	13,000.00
8462	Disposal Of Special Waste	4,461.12	6,200.00	6,100.00	6,100.00
8512	Conference Fees	640.00	.00	.00	.00
8514	Publications	.00	525.00	900.00	900.00
8515	Travel Expense	3.86	.00	.00	.00
8516	Employee Testing/Crtfctn	.00	30.00	720.00	720.00
8517	Employment Physicals	3,634.00	4,550.00	6,000.00	6,000.00
8517.I	Employment Physicals Internal	.00	500.00	500.00	.00
8518	Uniform Expenses	8,602.64	8,000.00	8,600.00	8,600.00
8519	Personal Safety Supplies	1,480.40	1,750.00	1,750.00	1,750.00
8520	Software	4,174.44	38,600.00	10,490.00	8,850.00
8532	Other Shipping Charges	39.99	.00	.00	.00
8533	Telephone	4,050.29	4,500.00	4,500.00	4,500.00
8550.I	Office Supplies Internal	733.09	1,000.00	1,175.00	800.00
8560	Printing	371.04	.00	.00	.00
8560.I	Printing Internal	.00	400.00	500.00	500.00
8611	Vehicle Fuel	321,652.76	535,000.00	520,000.00	520,000.00
8611.I	Vehicle Fuel Internal	141,906.74	115,000.00	235,000.00	235,000.00
8612	Vehicle Maintenance & Rep	690.00	1,500.00	1,500.00	1,500.00

Account	Account Description	2021 Actual Amount	2022 Amended Budget	2023 Department	2023 Budget Officer
Fund	<b>DM - Road Machinery</b>				
	Department <b>50 - Public Works</b>				
	Division <b>000 - Dept Operations/Adminstrn</b>				
	<i>Contractual Expenses</i>				
8622	Heating Expense	58,112.06	75,000.00	80,000.00	75,000.00
8623	Electricity	68,287.91	65,000.00	74,254.00	74,254.00
8624	Water Charges	1,516.92	1,500.00	1,500.00	1,500.00
8625	Sewer Charges	751.60	750.00	750.00	750.00
8628	Refuse Removal	6,995.75	6,500.00	7,850.00	7,850.00
	<i>Contractual Expenses Totals</i>	<b>\$1,362,466.32</b>	<b>\$1,591,044.00</b>	<b>\$1,793,299.00</b>	<b>\$1,757,384.00</b>
	<i>Fringe Benefits</i>				
6910	Retirement	175,127.09	179,943.00	197,700.00	158,973.00
6930	Social Security	81,335.17	83,317.00	96,007.00	96,007.00
6940	Workers Compensation	39,831.22	40,804.00	30,308.00	30,308.00
6950	Disability Insurance	1,205.66	1,225.00	1,439.00	1,439.00
6960	Health Insurance	353,409.78	373,317.00	396,529.00	313,948.00
6960.M	Health Insurance Part B	1,156.80	1,093.00	590.00	590.00
6960.R	Health Insurance Retirees	12,585.96	11,599.00	23,515.00	23,515.00
6968	In Lieu Of Health Ins	2,422.50	1,710.00	1,853.00	1,853.00
	<i>Fringe Benefits Totals</i>	<b>\$667,074.18</b>	<b>\$693,008.00</b>	<b>\$747,941.00</b>	<b>\$626,633.00</b>
	Division <b>000 - Dept Operations/Adminstrn Totals</b>	<b>\$4,538,838.57</b>	<b>\$8,747,066.22</b>	<b>\$8,667,872.00</b>	<b>\$4,565,344.00</b>
	Department <b>50 - Public Works Totals</b>	<b>\$4,538,838.57</b>	<b>\$8,747,066.22</b>	<b>\$8,667,872.00</b>	<b>\$4,565,344.00</b>
	Fund <b>DM - Road Machinery Totals</b>	<b>\$4,538,838.57</b>	<b>\$8,747,066.22</b>	<b>\$8,667,872.00</b>	<b>\$4,565,344.00</b>
Fund	<b>ES - Sewer Fund</b>				
	Department <b>81 - Sewer District</b>				
	Division <b>000 - Dept Operations/Adminstrn</b>				
	<i>Personal Services</i>				
6000	Regular Wages	1,055,431.47	526,118.00	493,225.70	493,226.00
6810	Overtime	44,433.22	.00	.00	.00
6830	On-Call Pay	4,961.34	.00	.00	.00
6890	General Salary Provision	.00	.00	.00	172,788.00
	<i>Personal Services Totals</i>	<b>\$1,104,826.03</b>	<b>\$526,118.00</b>	<b>\$493,225.70</b>	<b>\$666,014.00</b>
	<i>Equipment &amp; Capital Outlay</i>				
7010	Furniture & Furnishings	.00	.00	.00	1,850.00
7033	Personal Computers	.00	.00	.00	1,205.00
	<i>Equipment &amp; Capital Outlay Totals</i>	<b>\$0.00</b>	<b>\$0.00</b>	<b>\$0.00</b>	<b>\$3,055.00</b>

Account	Account Description	2021 Actual Amount	2022 Amended Budget	2023 Department	2023 Budget Officer
Fund	<b>ES - Sewer Fund</b>				
	Department <b>81 - Sewer District</b>				
	Division <b>000 - Dept Operations/Adminstrn</b>				
	<i>Contractual Expenses</i>				
7001	Employee Mileage Reimb	1,547.72	2,200.00	2,200.00	2,200.00
8115	Transcripts/Stenography	637.90	300.00	750.00	750.00
8116	Legal Advertising	4,241.20	4,500.00	5,000.00	5,000.00
8131	Inspectors	281,167.49	175,000.00	225,000.00	225,000.00
8142	Bonding Fees	9,328.62	20,000.00	50,000.00	50,000.00
8516	Employee Testing/Crtfctn	824.50	1,000.00	1,200.00	1,200.00
8520	Software	.00	5,740.00	.00	424.00
8521	Minor IT Equipment	618.03	500.00	750.00	750.00
8531	Postage	196.00	250.00	200.00	200.00
8531.I	Postage Internal	1,692.65	2,500.00	1,700.00	1,700.00
8533	Telephone	1,645.04	2,200.00	1,800.00	1,800.00
8540	Minor Office Furn & Equip	.00	1,400.00	.00	8.00
8543	Office Equipment Rental	666.72	750.00	800.00	800.00
8550	Office Supplies	312.55	500.00	1,306.00	1,306.00
8550.I	Office Supplies Internal	2,186.15	2,800.00	2,800.00	2,800.00
8560	Printing	860.00	650.00	1,000.00	1,000.00
8560.I	Printing Internal	242.78	400.00	500.00	500.00
8619	Miscellaneous Vehicle Exp	117.29	.00	.00	.00
8632.I	Inland Marine Coverage Internal	1,651.00	1,147.00	1,306.00	1,306.00
9100	Claim Settlements	.00	15,000.00	15,000.00	15,000.00
	<i>Contractual Expenses Totals</i>	<b>\$307,935.64</b>	<b>\$236,837.00</b>	<b>\$311,312.00</b>	<b>\$311,744.00</b>
	<i>Fringe Benefits</i>				
6910	Retirement	134,114.88	80,534.00	71,796.81	57,733.00
6930	Social Security	79,396.72	43,417.00	37,732.04	37,733.00
6940	Workers Compensation	9,350.69	9,579.00	11,920.00	11,920.00
6950	Disability Insurance	1,166.14	1,337.00	493.00	493.00
6960	Health Insurance	192,401.87	165,026.00	131,553.00	131,553.00
6960.M	Health Insurance Part B	16,195.20	15,303.00	16,519.00	16,519.00
6960.R	Health Insurance Retirees	67,508.37	56,592.00	56,217.00	56,217.00
6968	In Lieu Of Health Ins	2,700.00	1,800.00	.00	.00
	<i>Fringe Benefits Totals</i>	<b>\$502,833.87</b>	<b>\$373,588.00</b>	<b>\$326,230.85</b>	<b>\$312,168.00</b>



Account	Account Description	2021 Actual Amount	2022 Amended Budget	2023 Department	2023 Budget Officer
Fund	<b>ES - Sewer Fund</b>				
	Department <b>81 - Sewer District</b>				
	Division <b>000 - Dept Operations/Adminstrn</b> Totals	\$1,915,595.54	\$1,136,543.00	\$1,130,768.55	\$1,292,981.00
	Division <b>812 - Sewage Collection</b>				
	<i>Personal Services</i>				
6000	Regular Wages	722,454.38	1,472,897.00	1,072,052.00	1,072,052.00
6810	Overtime	13,251.51	20,000.00	20,000.00	20,000.00
6830	On-Call Pay	4,499.82	15,000.00	15,000.00	15,000.00
	<i>Personal Services Totals</i>	\$740,205.71	\$1,507,897.00	\$1,107,052.00	\$1,107,052.00
	<i>Equipment &amp; Capital Outlay</i>				
7041	Cars & Light Trucks	44,791.68	235,791.68	300,000.00	300,000.00
7046	Vehicle Add-Ons	.00	15,000.00	.00	.00
7080	Other Equipment	4,975.18	30,000.00	25,000.00	25,000.00
7091	Land Acquisition & Impmts	.00	25,000.00	20,000.00	20,000.00
7092	Infrastructure	594,601.93	2,244,097.55	1,000,000.00	1,000,000.00
7098	Prof Srv For Cap Purposes	506,981.12	860,957.00	445,000.00	445,000.00
7099	Other Capital Expense	69,630.80	130,924.50	100,000.00	100,000.00
	<i>Equipment &amp; Capital Outlay Totals</i>	\$1,220,980.71	\$3,541,770.73	\$1,890,000.00	\$1,890,000.00
	<i>Contractual Expenses</i>				
7002	Transportation Reimbrsmnt	42.21	.00	.00	.00
7005	Meal Reimb - No Overnight	280.00	.00	.00	.00
7006	Receipted Clothing Reimb	1,962.55	1,500.00	1,500.00	1,500.00
8160.I	Data Processing Fees Internal	.00	.00	.00	300.00
8190	Other Professional Srv	2,750.00	8,000.00	12,500.00	12,500.00
8200	Departmental Supplies	6,351.45	8,250.00	16,000.00	16,000.00
8221	Building Materials	5,399.85	12,000.00	15,000.00	15,000.00
8222	Cleaning/Paper Supplies	366.98	600.00	600.00	600.00
8223	Property Repair Materials	1,296.36	750.00	1,200.00	1,200.00
8252	Vehicle Parts & Supplies	1,225.40	5,250.00	5,500.00	5,500.00
8280	Sewer Components	87,259.87	200,000.00	200,000.00	200,000.00
8282	Chemicals	178,259.18	145,000.00	185,000.00	185,000.00
8291	Equipment Rental	335.00	750.00	30,000.00	30,000.00
8292	Equipment Inspections	1,000.00	.00	1,500.00	1,500.00
8293	Equipment Maintenance	40,412.99	31,293.64	75,000.00	75,000.00
8294	Equipment Repairs	199,482.75	216,593.62	300,000.00	300,000.00

Account	Account Description	2021 Actual Amount	2022 Amended Budget	2023 Department	2023 Budget Officer
Fund	<b>ES - Sewer Fund</b>				
	Department <b>81 - Sewer District</b>				
	Division <b>812 - Sewage Collection</b>				
	<i>Contractual Expenses</i>				
8295	Small Power Tools	2,461.47	1,500.00	4,000.00	4,000.00
8296	Hand Tools	2,457.51	3,000.00	2,500.00	2,500.00
8299	Misc Equipment Supplies	4,881.35	6,000.00	15,000.00	15,000.00
8400	Licenses & Permits	200.00	1,600.00	200.00	200.00
8420	Telephone - Special Lines	55,254.00	60,000.00	60,000.00	60,000.00
8460	Rent Special	17,001.68	17,000.00	17,000.00	17,000.00
8461	Building Component Mntce	7,392.94	3,300.00	4,500.00	4,500.00
8463	Property Maintenance/Repair	2,825.12	5,000.00	3,000.00	3,000.00
8518	Uniform Expenses	3,012.83	3,000.00	3,000.00	3,000.00
8519	Personal Safety Supplies	5,717.76	5,000.00	5,000.00	5,000.00
8533	Telephone	3,216.93	4,000.00	3,700.00	3,700.00
8535	Internet Service	1,492.02	1,500.00	1,600.00	1,600.00
8540	Minor Office Furn & Equip	.00	250.00	250.00	250.00
8611	Vehicle Fuel	71,527.56	90,000.00	90,000.00	90,000.00
8611.I	Vehicle Fuel Internal	4,376.56	.00	.00	.00
8612	Vehicle Maintenance & Rep	405.71	.00	.00	.00
8612.I	Vehicle Maintenance & Rep Internal	23,621.56	20,000.00	15,000.00	15,000.00
8619	Miscellaneous Vehicle Exp	1,215.84	2,500.00	2,500.00	2,500.00
8622	Heating Expense	4,486.71	7,500.00	8,000.00	8,000.00
8623	Electricity	545,401.19	530,000.00	800,000.00	800,000.00
8624	Water Charges	15,980.48	15,000.00	15,000.00	15,000.00
8625	Sewer Charges	940.11	800.00	800.00	800.00
8626	Property Taxes & Assmnts	47,059.63	47,000.00	48,000.00	48,000.00
8635.I	Automobile Insurance Internal	11,197.00	5,594.00	5,953.00	5,953.00
	<i>Contractual Expenses Totals</i>	<b>\$1,358,550.55</b>	<b>\$1,459,531.26</b>	<b>\$1,948,803.00</b>	<b>\$1,949,103.00</b>
	<i>Fringe Benefits</i>				
6910	Retirement	109,848.02	221,729.00	135,976.00	109,340.00
6930	Social Security	53,853.55	110,477.00	82,012.00	82,012.00
6940	Workers Compensation	22,690.94	23,245.00	25,890.00	25,890.00
6950	Disability Insurance	773.52	3,274.00	1,477.00	1,477.00
6960	Health Insurance	166,518.96	633,519.00	253,467.00	253,467.00

Account	Account Description	2021 Actual Amount	2022 Amended Budget	2023 Department	2023 Budget Officer
Fund	<b>ES - Sewer Fund</b>				
	Department <b>81 - Sewer District</b>				
	Division <b>812 - Sewage Collection</b>				
	<i>Fringe Benefits</i>				
6960.M	Health Insurance Part B	9,254.40	8,745.00	9,439.00	9,439.00
6960.R	Health Insurance Retirees	77,780.64	65,784.00	109,119.00	109,119.00
6968	In Lieu Of Health Ins	1,800.00	1,800.00	1,950.00	1,950.00
	<i>Fringe Benefits Totals</i>	<u>\$442,520.03</u>	<u>\$1,068,573.00</u>	<u>\$619,330.00</u>	<u>\$592,694.00</u>
	Division <b>812 - Sewage Collection Totals</b>	<u>\$3,762,257.00</u>	<u>\$7,577,771.99</u>	<u>\$5,565,185.00</u>	<u>\$5,538,849.00</u>
	Division <b>813 - Sewage Treatment</b>				
	<i>Personal Services</i>				
6000	Regular Wages	1,419,916.98	1,294,761.00	2,019,618.09	2,019,619.00
6810	Overtime	124,259.59	115,000.00	170,000.00	170,000.00
6830	On-Call Pay	7,672.77	5,000.00	20,000.00	20,000.00
	<i>Personal Services Totals</i>	<u>\$1,551,849.34</u>	<u>\$1,414,761.00</u>	<u>\$2,209,618.09</u>	<u>\$2,209,619.00</u>
	<i>Equipment &amp; Capital Outlay</i>				
7010	Furniture & Furnishings	.00	3,000.00	.00	.00
7032	Pc Networks	.00	10,000.00	.00	.00
7033	Personal Computers	6,402.24	16,500.00	12,000.00	12,000.00
7043	Rolling Stock - Off Hwy	139,773.30	.00	305,000.00	305,000.00
7051	Communications Equipment	.00	30,000.00	.00	.00
7054	Building Mntn Equipment	556.37	.00	.00	.00
7070	Bldg Component Personalty	.00	20,000.00	.00	.00
7080	Other Equipment	22,587.99	338,270.95	100,000.00	100,000.00
7091	Land Acquisition & Impmts	847,407.87	.00	.00	.00
7094	Bldg Components Realty	1,536.86	650,000.00	50,000.00	50,000.00
7095	Capital Equipment	973,902.43	14,081,232.36	2,748,516.00	2,755,634.00
7098	Prof Srv For Cap Purposes	1,946,985.33	4,759,578.08	1,150,000.00	1,150,000.00
	<i>Equipment &amp; Capital Outlay Totals</i>	<u>\$3,939,152.39</u>	<u>\$19,908,581.39</u>	<u>\$4,365,516.00</u>	<u>\$4,372,634.00</u>
	<i>Contractual Expenses</i>				
7001	Employee Mileage Reimb	837.76	1,000.00	1,000.00	1,000.00
7003	Employee Lodging Reimb	1,425.00	500.00	1,000.00	1,000.00
7004	Meal Reimb - Overnight	990.00	500.00	500.00	500.00
7005	Meal Reimb - No Overnight	2,310.00	3,300.00	3,300.00	3,300.00
7006	Receipted Clothing Reimb	2,957.05	3,000.00	3,000.00	3,000.00
8110	Attorneys Fees	29,283.71	.00	.00	.00

Account	Account Description	2021 Actual Amount	2022 Amended Budget	2023 Department	2023 Budget Officer
Fund	<b>ES - Sewer Fund</b>				
	Department <b>81 - Sewer District</b>				
	Division <b>813 - Sewage Treatment</b>				
	<i>Contractual Expenses</i>				
8150	Training Services	6,146.26	1,500.00	1,500.00	1,500.00
8160	Data Processing Fees	1,423.58	2,000.00	.00	.00
8190	Other Professional Srv	21,279.91	53,900.00	20,000.00	20,000.00
8200	Departmental Supplies	9,329.04	8,000.00	12,000.00	12,000.00
8220	Minor Household Equipment	550.07	.00	.00	.00
8221	Building Materials	5,899.39	25,000.00	23,141.00	23,141.00
8222	Cleaning/Paper Supplies	11,133.05	9,500.00	9,500.00	9,500.00
8223	Property Repair Materials	1,602.94	1,500.00	1,500.00	1,500.00
8242	Consumable Medical Supply	157.30	1,000.00	500.00	500.00
8280	Sewer Components	6,925.01	750.00	1,000.00	1,000.00
8281	Lab Supplies	122,792.77	70,000.00	80,000.00	80,000.00
8282	Chemicals	1,273,630.73	1,550,000.00	1,800,000.00	1,710,183.00
8291	Equipment Rental	29,009.97	8,000.00	15,000.00	15,000.00
8292	Equipment Inspections	.00	1,000.00	1,000.00	1,000.00
8293	Equipment Maintenance	379,133.51	327,280.00	350,000.00	350,000.00
8294	Equipment Repairs	313,265.67	470,619.08	300,000.00	300,000.00
8295	Small Power Tools	1,088.71	1,200.00	3,000.00	3,000.00
8296	Hand Tools	2,407.34	4,000.00	3,000.00	3,000.00
8299	Misc Equipment Supplies	3,640.52	12,500.00	12,500.00	12,500.00
8400	Licenses & Permits	39,974.00	41,000.00	41,000.00	41,000.00
8460	Rent Special	775.00	775.00	800.00	800.00
8461	Building Component Mntce	7,857.66	20,000.00	30,000.00	30,000.00
8462	Disposal Of Special Waste	2,869,315.63	3,450,000.00	3,600,000.00	3,600,000.00
8512	Conference Fees	.00	2,000.00	2,000.00	2,000.00
8512.ML	Conference Fees Meals & Lodging	.00	1,000.00	2,200.00	2,200.00
8512.T	Conference Fees Travel	.00	200.00	500.00	500.00
8514	Publications	406.58	.00	.00	.00
8517	Employment Physicals	200.00	250.00	200.00	200.00
8518	Uniform Expenses	5,753.77	5,800.00	5,500.00	5,500.00
8519	Personal Safety Supplies	2,628.62	5,000.00	3,000.00	3,000.00

Account	Account Description	2021 Actual Amount	2022 Amended Budget	2023 Department	2023 Budget Officer
Fund	<b>ES - Sewer Fund</b>				
	Department <b>81 - Sewer District</b>				
	Division <b>813 - Sewage Treatment</b>				
	<i>Contractual Expenses</i>				
8520	Software	41,120.41	85,000.00	46,000.00	46,000.00
8533	Telephone	1,644.98	1,800.00	1,800.00	1,800.00
8540	Minor Office Furn & Equip	3,364.63	2,500.00	2,000.00	2,000.00
8541	Office Equipment Maintnce	14.97	.00	.00	.00
8544	Minor Communications Equipment	450.80	.00	.00	.00
8622	Heating Expense	145,363.81	300,000.00	400,000.00	400,000.00
8623	Electricity	656,587.49	860,000.00	1,400,000.00	1,400,000.00
8624	Water Charges	7,536.19	10,000.00	10,000.00	10,000.00
8626	Property Taxes & Assmnts	.00	.00	27,000.00	27,000.00
8628	Refuse Removal	1,614.24	2,000.00	2,000.00	2,000.00
8631.I	Real Property Coverage Internal	96,476.00	133,838.00	144,984.00	144,984.00
8634	Performance Bond	1,000.00	1,000.00	1,000.00	1,000.00
8636.I	General Liability Ins Internal	14,015.00	8,938.00	9,393.00	9,393.00
	<i>Contractual Expenses Totals</i>	<b>\$6,123,319.07</b>	<b>\$7,487,150.08</b>	<b>\$8,371,818.00</b>	<b>\$8,282,001.00</b>
	<i>Fringe Benefits</i>				
6910	Retirement	230,427.62	192,898.00	271,474.77	218,296.00
6930	Social Security	113,823.09	106,447.00	154,500.94	154,501.00
6940	Workers Compensation	71,491.17	73,236.00	48,801.00	48,801.00
6950	Disability Insurance	1,734.56	1,829.00	2,321.00	2,321.00
6960	Health Insurance	386,153.23	396,228.00	487,455.00	487,455.00
6960.M	Health Insurance Part B	28,245.20	18,725.00	32,645.00	32,645.00
6960.R	Health Insurance Retirees	299,698.49	271,858.00	273,483.00	273,483.00
6968	In Lieu Of Health Ins	3,000.00	3,600.00	5,850.00	5,850.00
	<i>Fringe Benefits Totals</i>	<b>\$1,134,573.36</b>	<b>\$1,064,821.00</b>	<b>\$1,276,530.71</b>	<b>\$1,223,352.00</b>
	Division <b>813 - Sewage Treatment Totals</b>	<b>\$12,748,894.16</b>	<b>\$29,875,313.47</b>	<b>\$16,223,482.80</b>	<b>\$16,087,606.00</b>
	Division <b>910 - Debt Service</b>				
	<i>Debt Service - Principal</i>				
9600.2003	Principal 2003 Sew Exp 2012 Refi	310,000.00	320,000.00	335,000.00	335,000.00
9600.2014	Principal 2014 Sewer Sara Lake	805,000.00	825,000.00	860,000.00	860,000.00
9622	Prin-2016 Sewer Refunding	960,000.00	1,010,000.00	1,065,000.00	1,065,000.00
	<i>Debt Service - Principal Totals</i>	<b>\$2,075,000.00</b>	<b>\$2,155,000.00</b>	<b>\$2,260,000.00</b>	<b>\$2,260,000.00</b>

Account	Account Description	2021 Actual Amount	2022 Amended Budget	2023 Department	2023 Budget Officer
<b>Fund ES - Sewer Fund</b>					
Department <b>81 - Sewer District</b>					
Division <b>910 - Debt Service</b>					
<i>Debt Service - Interest</i>					
9700.2003	Bond Interest 2003 Sew Exp 2012 Refi	38,600.00	26,200.00	13,400.00	13,400.00
9700.2014	Bond Interest 2014 Sewer Sara Lake	405,537.50	385,163.00	364,100.00	364,100.00
9700.2016	Bond Interest 2016 Sewer Refunding	1,103,481.26	1,055,481.00	1,004,981.00	1,004,981.00
9700.2021S	Bond Interest 2021 Interceptor Relining	.00	495,000.00	1,100,000.00	1,100,000.00
<i>Debt Service - Interest Totals</i>		\$1,547,618.76	\$1,961,844.00	\$2,482,481.00	\$2,482,481.00
Division <b>910 - Debt Service Totals</b>		\$3,622,618.76	\$4,116,844.00	\$4,742,481.00	\$4,742,481.00
Department <b>81 - Sewer District Totals</b>		\$22,049,365.46	\$42,706,472.46	\$27,661,917.35	\$27,661,917.00
Fund <b>ES - Sewer Fund Totals</b>		\$22,049,365.46	\$42,706,472.46	\$27,661,917.35	\$27,661,917.00
<b>Fund S - Worker's Compensation</b>					
Department <b>21 - Human Resources</b>					
Division <b>000 - Dept Operations/Adminstrn</b>					
<i>Personal Services</i>					
6000	Regular Wages	86,522.21	66,650.00	68,247.00	68,247.00
<i>Personal Services Totals</i>		\$86,522.21	\$66,650.00	\$68,247.00	\$68,247.00
<i>Contractual Expenses</i>					
7001	Employee Mileage Reimb	.00	400.00	200.00	200.00
8141	Accounting & Fin Srv	9,704.00	10,000.00	12,000.00	12,000.00
8190	Other Professional Srv	170,395.00	170,395.00	200,000.00	200,000.00
8511	Association Dues	.00	95.00	95.00	95.00
8512	Conference Fees	50.00	200.00	100.00	100.00
8512.ML	Conference Fees Meals & Lodging	448.64	800.00	.00	.00
8512.T	Conference Fees Travel	259.84	25.00	.00	.00
8514	Publications	.00	50.00	.00	.00
8520	Software	410.03	.00	.00	.00
8531.I	Postage Internal	44.57	100.00	100.00	100.00
8543	Office Equipment Rental	1,212.00	1,212.00	1,212.00	1,212.00
8550.I	Office Supplies Internal	161.20	100.00	100.00	100.00
8560.I	Printing Internal	.00	25.00	54.00	54.00
8637	Prof & Special Liability	23,868.00	25,000.00	.00	.00
<i>Contractual Expenses Totals</i>		\$206,553.28	\$208,402.00	\$213,861.00	\$213,861.00
<i>Fringe Benefits</i>					
6910	Retirement	14,869.15	28,696.00	13,172.00	13,172.00

Account	Account Description	2021 Actual Amount	2022 Amended Budget	2023 Department	2023 Budget Officer
<b>Fund S - Worker's Compensation</b>					
Department <b>21 - Human Resources</b>					
Division <b>000 - Dept Operations/Adminstrn</b>					
<i>Fringe Benefits</i>					
6930	Social Security	6,498.63	5,099.00	5,221.00	5,221.00
6940	Workers Compensation	2,451.38	.00	1,648.00	1,648.00
6950	Disability Insurance	80.19	88.00	71.00	71.00
6960	Health Insurance	3,562.16	6,107.00	.00	.00
6960.M	Health Insurance Part B	2,313.60	.00	2,360.00	2,360.00
6960.R	Health Insurance Retirees	8,390.64	.00	8,391.00	8,391.00
<i>Fringe Benefits Totals</i>		<b>\$38,165.75</b>	<b>\$39,990.00</b>	<b>\$30,863.00</b>	<b>\$30,863.00</b>
Division <b>000 - Dept Operations/Adminstrn Totals</b>		<b>\$331,241.24</b>	<b>\$315,042.00</b>	<b>\$312,971.00</b>	<b>\$312,971.00</b>
Division <b>213 - Workers Comp Awards</b>					
<i>Contractual Expenses</i>					
7214.1	Wrkrs Comp Award Med	526,961.75	800,000.00	800,000.00	800,000.00
7214.2	Wrkrs Comp Award Comp	1,624,003.03	2,000,000.00	1,800,000.00	1,800,000.00
7215.1	Vol Firemen Awd Med	39,699.50	100,000.00	200,000.00	200,000.00
7215.2	Vol Firemen Awd Comp	218,525.74	250,000.00	425,000.00	425,000.00
7216.1	Contractual Expenses Vol Ambulance Awd Med	10,897.20	30,000.00	75,000.00	75,000.00
7216.2	Contractual Expenses Vol Ambulance Awd Comp	12,571.60	20,000.00	40,000.00	40,000.00
7217.1	State Assessments WC	317,653.06	400,000.00	400,000.00	400,000.00
8110	Attorneys Fees	63,462.22	65,000.00	65,000.00	65,000.00
8115	Transcripts/Stenography	7,145.10	7,500.00	7,500.00	7,500.00
8117	Investigators	13,096.95	20,000.00	20,000.00	20,000.00
9000	Unallocated Amount	.00	867,284.00	.00	.00
<i>Contractual Expenses Totals</i>		<b>\$2,834,016.15</b>	<b>\$4,559,784.00</b>	<b>\$3,832,500.00</b>	<b>\$3,832,500.00</b>
Division <b>213 - Workers Comp Awards Totals</b>		<b>\$2,834,016.15</b>	<b>\$4,559,784.00</b>	<b>\$3,832,500.00</b>	<b>\$3,832,500.00</b>
Department <b>21 - Human Resources Totals</b>		<b>\$3,165,257.39</b>	<b>\$4,874,826.00</b>	<b>\$4,145,471.00</b>	<b>\$4,145,471.00</b>
Fund <b>S - Worker's Compensation Totals</b>		<b>\$3,165,257.39</b>	<b>\$4,874,826.00</b>	<b>\$4,145,471.00</b>	<b>\$4,145,471.00</b>
<b>Net Grand Totals</b>		<b>\$340,238,128.27</b>	<b>\$428,453,844.30</b>	<b>\$403,579,025.72</b>	<b>\$378,345,178.00</b>