



# Saratoga County

# Substance Use Surveillance Dashboard

[www.SaveALifeTo.Day](http://www.SaveALifeTo.Day) 



# **Saratoga County**

## **Substance Use Surveillance Dashboard**

**Saratoga County Department of Health's Substance Use Surveillance System and dashboard are a first of its kind approach to accurately monitoring the magnitude of drug overdoses in the county.**

**SCDOH's standardized, enhanced surveillance system can be used as a best practice among local health departments to improve data collection and inform policies that will save lives.**



# **Saratoga County**

## **Substance Use Surveillance Dashboard**

**This tutorial will demonstrate how to use and interpret information presented on the Saratoga County Substance Use Surveillance Dashboard.**

**Please be advised that the Substance Use Surveillance Dashboard depicts near real-time data that may differ from what is depicted in this tutorial.**



# Saratoga County

## Substance Use Surveillance Dashboard

Each graph or table can be expanded or condensed by clicking the circular button in the right hand corner of each section. 

Data sources are listed directly below each graph or table.

To learn more about the data sources, open the tab located on the left side of the page.





# Saratoga County Sheriff's Office Use Surveillance Dashboard

Non-Fatal & Fatal Overdoses  
2023 YTD

46

Overdoses 2023

Fatal Overdoses  
2023 YTD

7

Fatal Overdoses 2023

Rate of Overdose per 100,000  
2023 YTD

19.38

Overdose Rate 2023

Naloxone Administrations  
2023 YTD

13 \*

Naloxone

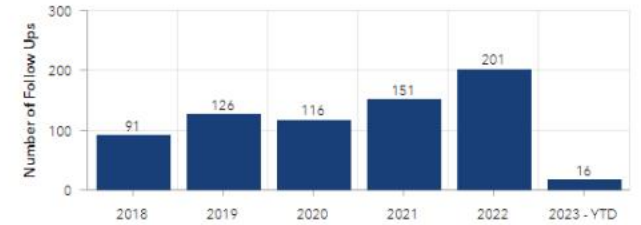
## Drug-Related Overdoses, Saratoga County 2018-2023



Data Source: ODMAP; NYSDOH Electronic Syndromic Surveillance; Saratoga County EMS

Overdoses 2018-2022

## Overdose Follow Ups Completed Saratoga County Sheriff's Office Second Chance Program 2018-2023

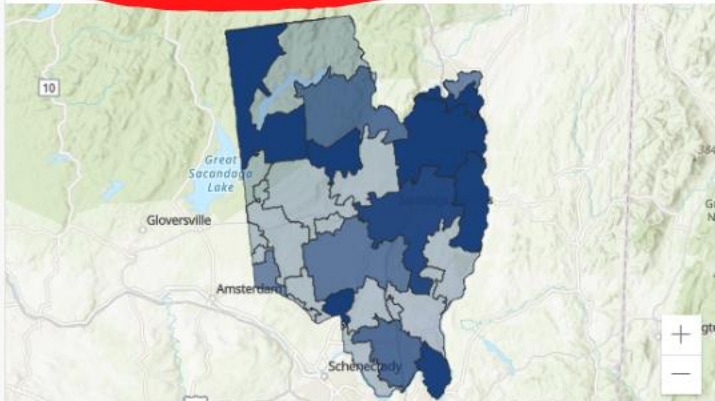


Data Source: Saratoga County Sheriff's Office

The **Second Chance** program began in 2017 to address a practical and moral need for a new operationalized approach to build (and in some cases repair) the relationship between police and people suffering from addiction. Through the program, deputies follow up with and provide support to those struggling with addiction and their families. A 'follow up' is considered an act of

Annual Overdose Follow Ups

## Drug-Related Overdoses by Saratoga County Zip Codes 2023



Esri, CGIAR, USGS | Esri, HERE, Garmin, SafeGraph, FAO, METI/NASA, USGS, EPA, N...

Powered by Esri  
Expand the map using the top right arrows to interact with zip code level data and to view trends.

## Overdose by Primary Drug 2022-2023



Data Source: ODMAP; NYSDOH Syndromic Surveillance

Data note: **Primary drug** represents the first drug identified in the report. This chart does not include polydrug use.

Overdoses by Drug Type

## Number of Narcotic Prescriptions by Saratoga County Provider Zip Code, 2018-2021

Locality	Zip Code	2018	2019	2020	2021
Amsterdam	12010	62,199	61,272	64,355	60,929
Ballston Lake	12019	18,364	18,481	18,852	16,306
Ballston Spa	12020	36,524	33,464	35,682	34,186
Broadalbin	12025	8,724	9,290	9,671	9,734
Burnt Hills	12027	328	1,664	4,217	3,943
Clifton Park	12065	71,940	76,050	76,005	85,250
Corinth	12822	6,129	4,816	4,184	3,984

Data Source: NYSDOH Bureau of Narcotic Enforcement

Data Notes: Data are reflective of the **provider** zip code, and not of the patient receiving the prescription. Totals may include non-Saratoga County residents. All data are up to date, 2022 data are not yet available.

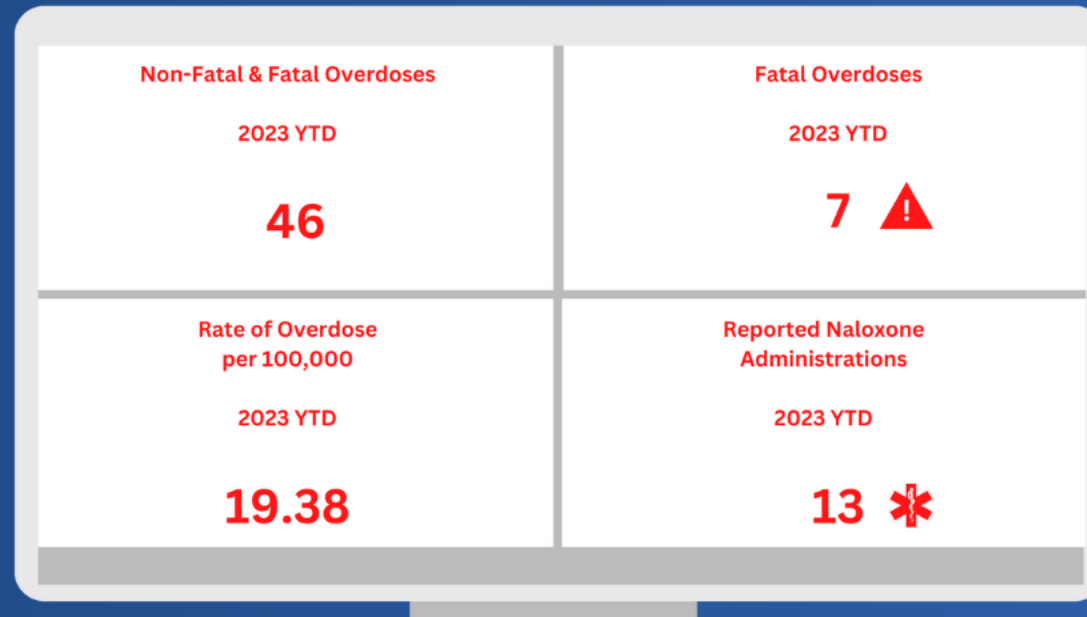
Narcotics are defined under the DEA Drug Scheduling Classification, learn more about DEA

Total Narcotic Prescriptions

Schedule 1 & 2 Narcotic Prescriptions

These four boxes show the number of non-fatal and fatal overdoses, the number of overdose fatalities, rate of overdose per 100,000, and the number of naloxone administrations.

The arrows on the bottom of each box can be used to toggle between data from 2022 and year to date in 2023.





# Saratoga County Substance Use Surveillance Dashboard

Non-Fatal & Fatal Overdoses  
2023 YTD

46

Overdoses 2023

Fatal Overdoses  
2023 YTD

7

Fatal Overdoses 2023

Rate of Overdose per 100,000  
2023 YTD

19.38

Overdose Rate 2023

Naloxone Administrations  
2023 YTD

13 \*

Naloxone 2023

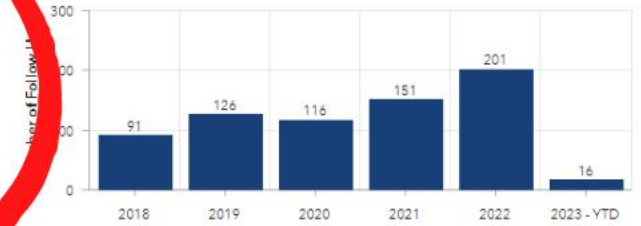
## Drug-Related Overdoses, Saratoga County 2018-2023



Date Source: ODMAP; NYSDOH Electronic Syndromic Surveillance; Saratoga County EMS

Overdoses 2018-2023

## Overdose Follow Ups Completed Saratoga County Sheriff's Office Second Chance Program 2018-2023

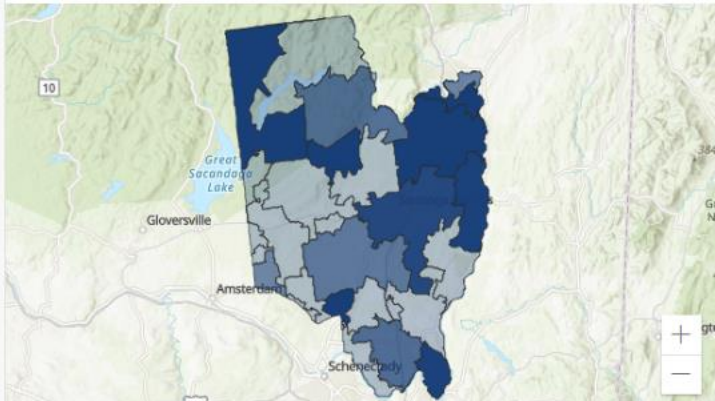


Date Source: Saratoga County Sheriff's Office

The **Second Chance** program began in 2017 to address a practical and moral need for a new operationalized approach to build (and in some cases repair) the relationship between police and people suffering from addiction. Through the program, deputies follow up with and provide support to those struggling with addiction and their families. A 'follow up' is considered an act of

Annual Overdose Follow Ups

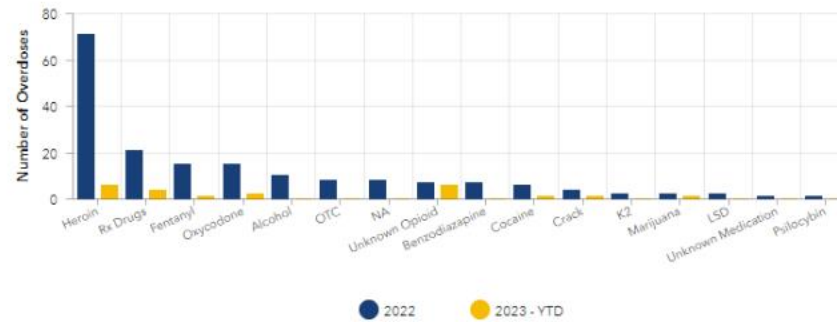
## Drug-Related Overdoses by Saratoga County Zip Codes 2023



Esri, CGIAR, USGS | Esri, HERE, Garmin, SafeGraph, FAO, METI/NASA, USGS, EPA, N... Powered by Esri

Expand the map using the top right arrows to interact with zip code level data and to view trends.

## Overdose by Primary Drug 2022-2023



Date Source: ODMAP; NYSDOH Syndromic Surveillance

Date note: **Primary drug** represents the first drug identified in the report. This chart does not include polydrug use.

Overdoses by Drug Type

## Number of Narcotic Prescriptions by Saratoga County Provider Zip Code, 2018-2021

Locality	Zip Code	2018	2019	2020	2021
Amsterdam	12010	62,199	61,272	64,355	60,929
Ballston Lake	12019	18,364	18,481	18,852	16,306
Ballston Spa	12020	36,524	33,464	35,682	34,186
Broadalbin	12025	8,724	9,290	9,671	9,734
Burnt Hills	12027	328	1,664	4,217	3,943
Clifton Park	12065	71,940	76,050	76,005	85,250
Corinth	12822	6,129	4,816	4,184	3,984

Date Source: NYSDOH Bureau of Narcotic Enforcement

Data Notes: Data are reflective of the **provider** zip code, and not of the patient receiving the prescription. Totals may include non-Saratoga County residents. All data are up to date, 2022 data are not yet available.

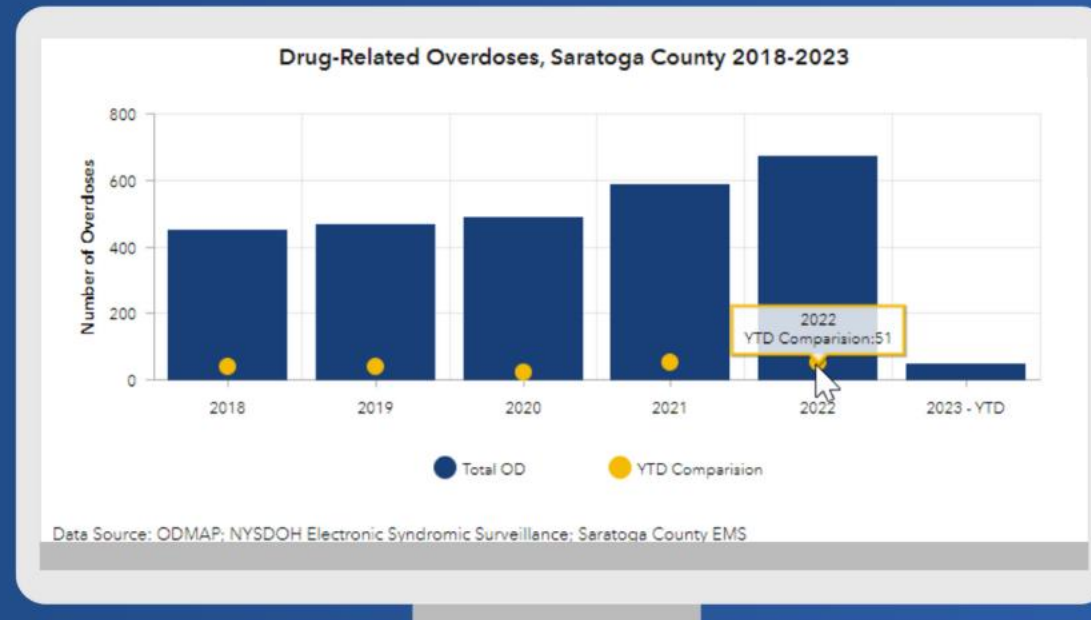
Narcotics are defined under the DEA Drug Scheduling Classification, learn more about DEA

Total Narcotic Prescriptions

Schedule 1 & 2 Narcotic Prescriptions

This graph shows the number of drug-related overdoses from 2018 to year-to-date 2023.

The yellow dots indicate where previous years data were in relation to year to date data.







# Saratoga County Substance Use Surveillance Dashboard

Non-Fatal & Fatal Overdoses  
2023 YTD

46

Overdoses 2023

Fatal Overdoses  
2023 YTD

7

Fatal Overdoses 2023

Rate of Overdose per 100,000  
2023 YTD

19.38

Overdose Rate 2023

Reported Naloxone Administrations  
2023 YTD

13

Naloxone 2023

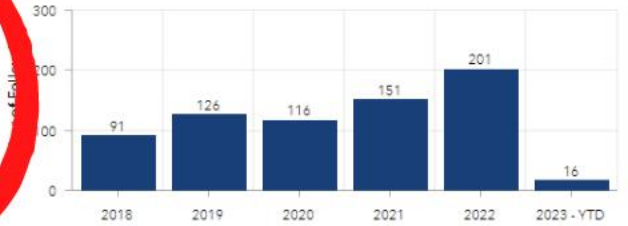
## Drug-Related Overdose Fatalities, Saratoga County 2018-2023



Data Source: Saratoga County Office of the Coroner; ODMAP; Saratoga County EMS

Overdose Fatalities 2018-2023

## Overdose Follow Ups Completed Saratoga County Sheriff's Office Second Chance Program 2018-2023

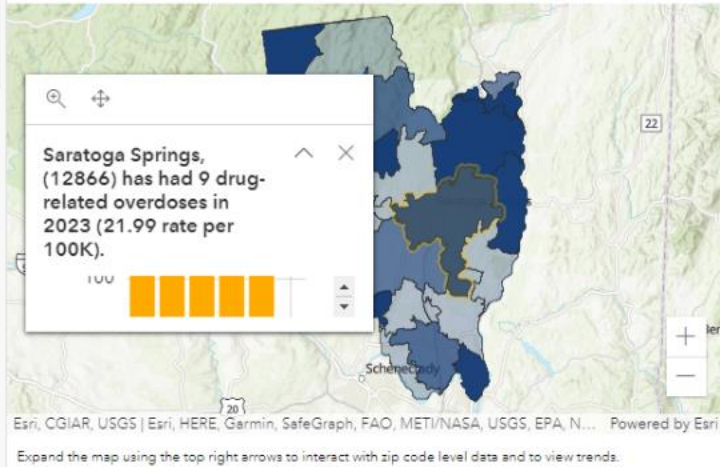


Data Source: Saratoga County Sheriff's Office

The **Second Chance** program began in 2017 to address a practical and moral need for a new operationalized approach to build (and in some cases repair) the relationship between police and people suffering from addiction. Through the program, deputies follow up with and provide support to those struggling with addiction and their families. A 'follow up' is considered an act of

Annual Overdose Follow Ups

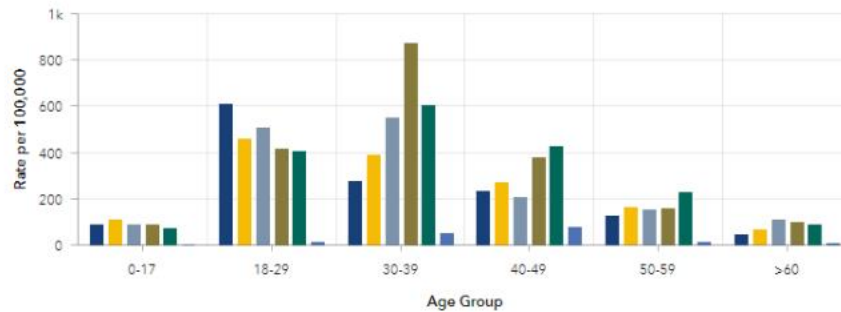
## Drug-Related Overdoses by Saratoga County Zip Codes 2023



Esri, CGIAR, USGS | Esri, HERE, Garmin, SafeGraph, FAO, METI/NASA, USGS, EPA, N...

Expand the map using the top right arrows to interact with zip code level data and to view trends.

## Drug Overdose Rates per 100,000 by reported Male Sex, 2018-2023



Data Source: NYSDOH Electronic Syndromic Surveillance, ODMAP

Data Note: Population estimates are approximate, data were calculated using the 2020 US Census American Community Survey. More information on gender data can be found in the data disclaimer.

Overdose Rates 2018-2022 by Male Sex

## Number of Narcotic Prescriptions by Saratoga County Provider Zip Code, 2018-2021

Locality	Zip Code	2018	2019	2020	2021
Amsterdam	12010	62,199	61,272	64,355	60,929
Bellston Lake	12019	18,364	18,481	18,852	16,306
Bellston Spa	12020	36,524	33,464	35,682	34,186
Broadalbin	12025	8,724	9,290	9,671	9,734
Burnt Hills	12027	328	1,664	4,217	3,943
Clifton Park	12065	71,940	76,050	76,005	85,250
Corinth	12822	6,129	4,816	4,184	3,984

Data Source: NYSDOH Bureau of Narcotic Enforcement

Data Notes: Data are reflective of the provider zip code, and not of the patient receiving the prescription. Totals may include non-Saratoga County residents. All data are up to date, 2022 data are not yet available.

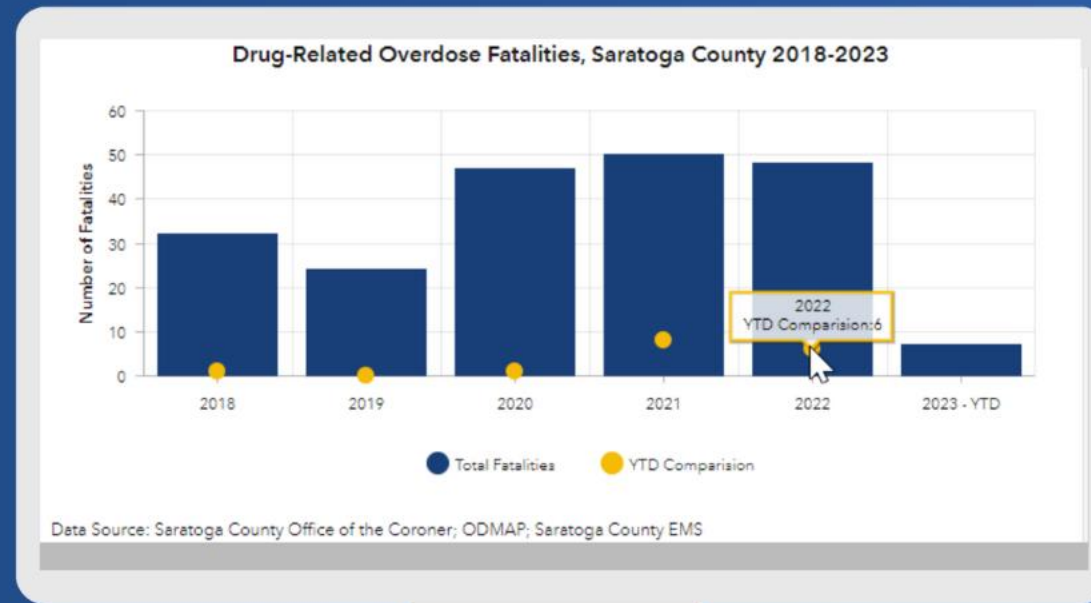
Narcotics are defined under the DEA Drug Scheduling Classification, learn more about DEA

Total Narcotic Prescriptions

Schedule 1 & 2 Narcotic Prescriptions

This graph shows the total fatal overdoses from 2018 to year to date 2023.

The yellow dots indicate where previous years data were in relation to year to date data.





# Saratoga County Substance Use Surveillance Dashboard

Non-Fatal & Fatal Overdoses  
2023 YTD

46

Overdoses 2023

Fatal Overdoses  
2023 YTD

7

Fatal Overdoses 2023

Rate of Overdose per 100,000  
2023 YTD

19.38

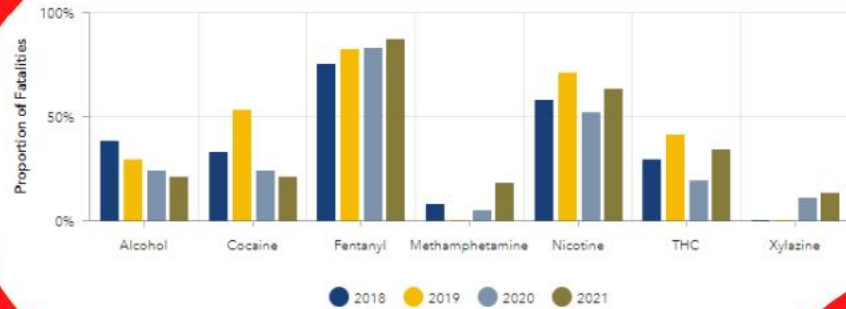
Overdose Rate 2023

Reported Naloxone Administrations  
2023 YTD

13

Naloxone 2023

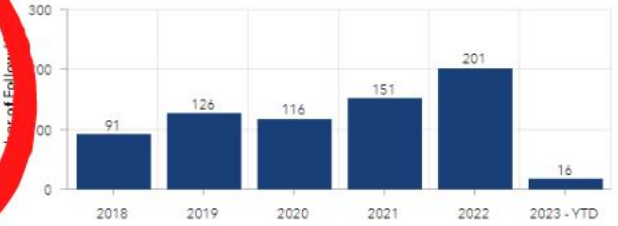
### Substances Detected in Fatal Overdose Toxicology Reports 2018-2021



Data Source: Saratoga County Coroner's Office Toxicology Reports  
Data notes: Data for 2022 are incomplete.

Additional Toxicology Results 2018-2021

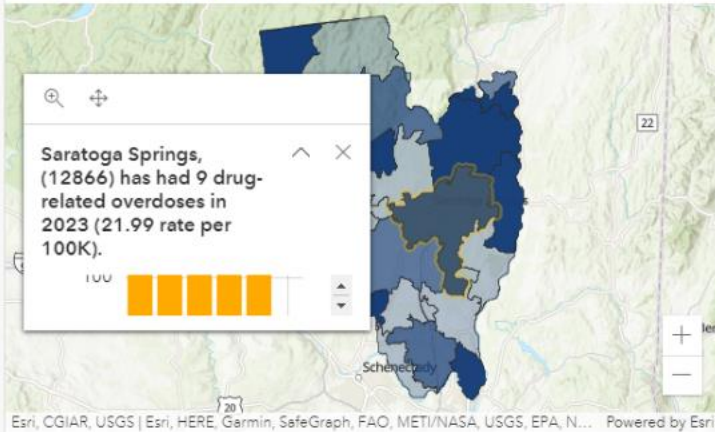
### Overdose Follow Ups Completed Saratoga County Sheriff's Office Second Chance Program 2018-2023



Data Source: Saratoga County Sheriff's Office  
The **Second Chance** program began in 2017 to address a practical and moral need for a new operationalized approach to build (and in some cases repair) the relationship between police and people suffering from addiction. Through the program, deputies follow up with and provide support to those struggling with addiction and their families. A 'follow up' is considered an act of

Annual Overdose Follow Ups

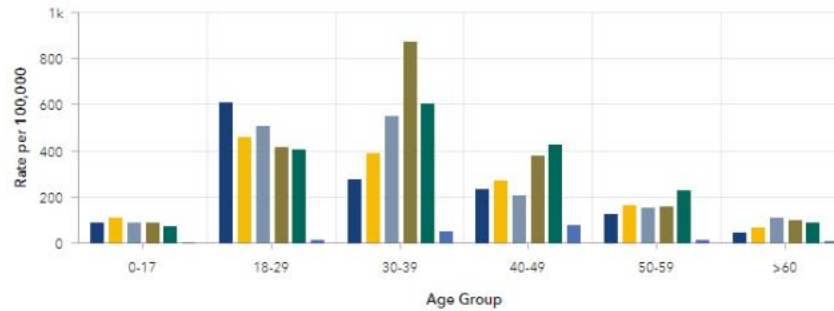
### Drug-Related Overdoses by Saratoga County Zip Codes 2023



Esri, CGIAR, USGS | Esri, HERE, Garmin, SafeGraph, FAO, METI/NASA, USGS, EPA, N... Powered by Esri

Expand the map using the top right arrows to interact with zip code level data and to view trends.

### Drug Overdose Rates per 100,000 by reported Male Sex, 2018-2023



Data Source: NYSDOH Electronic Syndromic Surveillance, ODMAP  
Data Note: Population estimates are approximate, data were calculated using the 2020 US Census American Community Survey. More information on gender data can be found in the data disclaimer.

Overdose Rates 2018-2022 by Male Sex

### Number of Narcotic Prescriptions by Saratoga County Provider Zip Code, 2018-2021

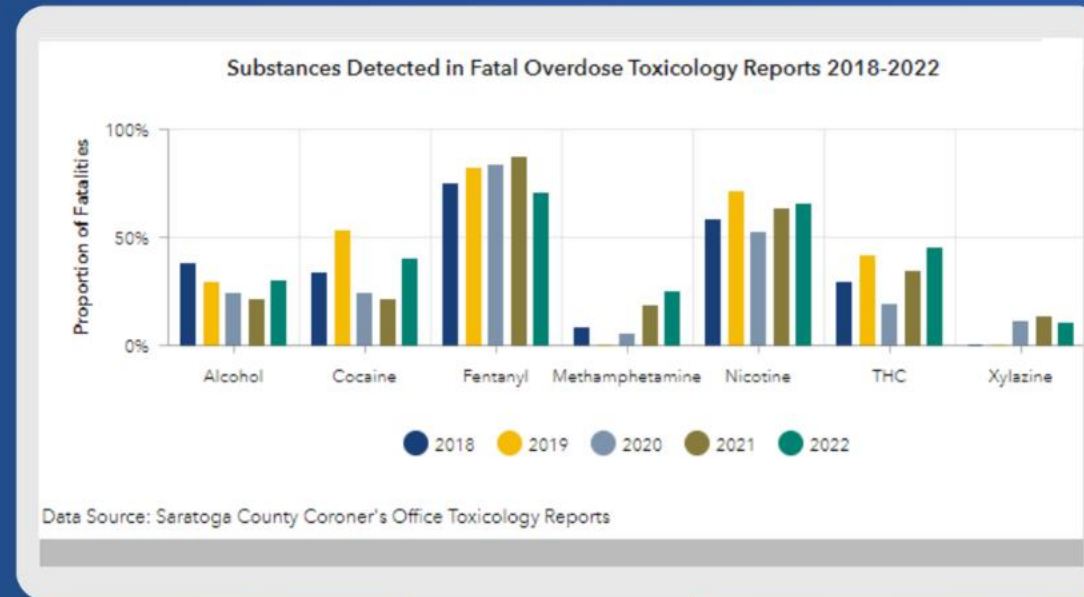
Locality	Zip Code	2018	2019	2020	2021
Amsterdam	12010	62,199	61,272	64,355	60,929
Ballston Lake	12019	18,364	18,481	18,852	16,306
Ballston Spa	12020	36,524	33,464	35,682	34,186
Broadalbin	12025	8,724	9,290	9,671	9,734
Burnt Hills	12027	328	1,664	4,217	3,943
Clifton Park	12065	71,940	76,050	76,005	85,250
Corinth	12822	6,129	4,816	4,184	3,984

Data Source: NYSDOH Bureau of Narcotic Enforcement  
Data Notes: Data are reflective of the provider zip code, and not of the patient receiving the prescription. Totals may include non-Saratoga County residents. All data are up to date, 2022 data are not yet available. Narcotics are defined under the DEA Drug Scheduling Classification, learn more about DEA

Total Narcotic Prescriptions | Schedule 1 & 2 Narcotic Prescriptions

**This graph shows the type of substances detected in fatal overdose toxicology reports.**

**We see that fentanyl continues to be a key driver in overdose fatalities. Additional substances include alcohol, cocaine, methamphetamine, nicotine, THC, and Xylazine (an animal tranquilizer).**





# Saratoga County Substance Use Surveillance Dashboard

Non-Fatal & Fatal Overdoses  
2023 YTD

46

Overdoses 2023

Fatal Overdoses  
2023 YTD

7 ⚠️

Fatal Overdoses 2023

Rate of Overdose per 100,000  
2023 YTD

19.38

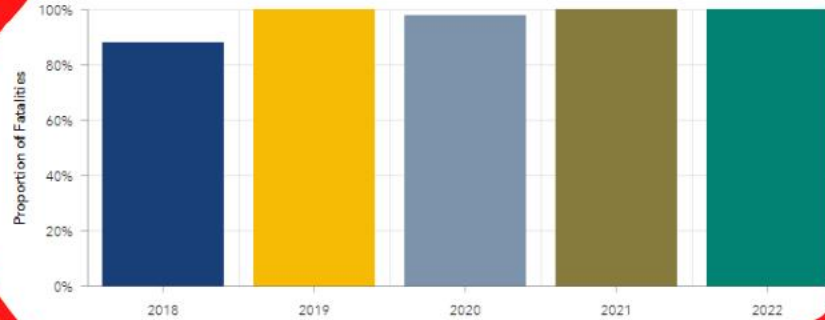
Overdose Rate 2023

Reported Naloxone Administrations  
2023 YTD

13 ✳️

Naloxone 2023

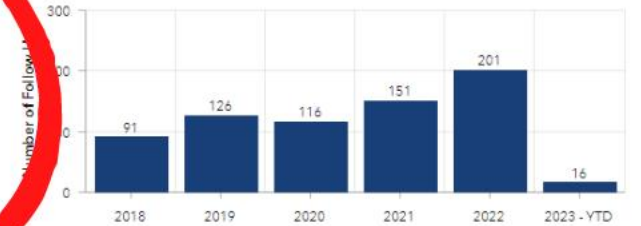
## Polysubstance Use among Drug Overdose Fatalities 2018-2022



Data Source: Saratoga County Coroner's Office Toxicology Reports  
Data Note: Polysubstance use is defined by the use of two or more substances at the same time, or, one after another.

Polysubstance Use among Fatal Overdoses 2018-2022

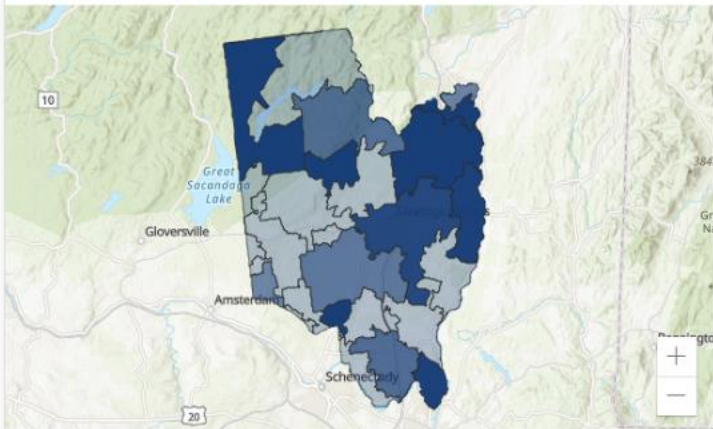
## Overdose Follow Ups Completed Saratoga County Sheriff's Office Second Chance Program 2018-2023



Data Source: Saratoga County Sheriff's Office  
The **Second Chance** program began in 2017 to address a practical and moral need for a new operationalized approach to build (and in some cases repair) the relationship between police and people suffering from addiction. Through the program, deputies follow up with and provide support to those struggling with addiction and their families. A 'follow up' is considered an act of

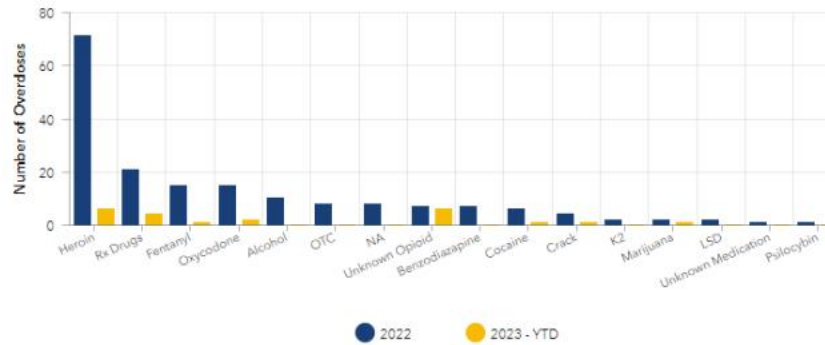
Annual Overdose Follow Ups

## Rate of Drug-Related Overdoses by Saratoga County Zip Codes 2023



Esri, CGIAR, USGS | Esri, HERE, Garmin, SafeGraph, FAO, METI/NASA, USGS, EPA, N... Powered by Esri  
Expand the map using the top right arrows to interact with zip code level data and to view trends.

## Overdose by Primary Drug 2022-2023



Data Source: ODMAP; NYSDOH Syndromic Surveillance  
Data note: **Primary drug** represents the first drug identified in the report. This chart does not include polydrug use.

Overdoses by Drug Type

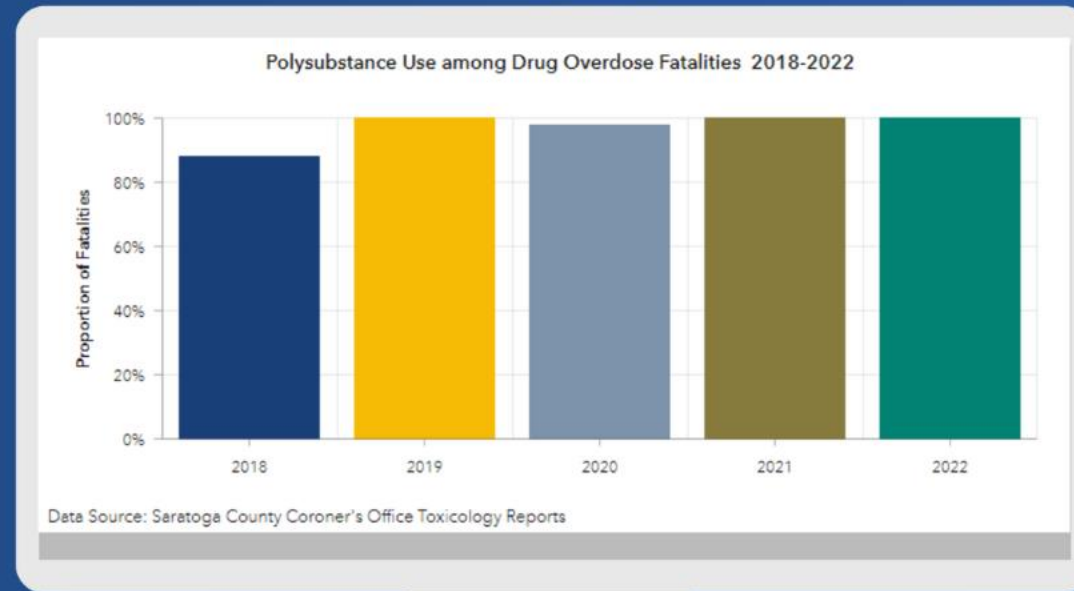
## Number of Narcotic Prescriptions by Saratoga County Provider Zip Code, 2018-2021

Locality	Zip Code	2018	2019	2020	2021
Amsterdam	12010	62,199	61,272	64,355	60,929
Ballston Lake	12019	18,364	18,481	18,852	16,306
Ballston Spa	12020	36,524	33,464	35,682	34,186
Broadalbin	12025	8,724	9,290	9,671	9,734
Burnt Hills	12027	328	1,664	4,217	3,943
Clifton Park	12065	71,940	76,050	76,005	85,250
Corinth	12822	6,129	4,816	4,184	3,984
Fort Edward	12828	9,048	9,517	9,600	8,839

Data Source: NYSDOH Bureau of Narcotic Enforcement  
Data Notes: Data are reflective of the **provider** zip code, and not of the patient receiving the prescription. Totals may include non-Saratoga County residents. All data are up to date, 2022 data are not yet available.  
Narcotics are defined under the DEA Drug Scheduling Classification, learn more about DEA Drug Scheduling [here](#).

Total Narcotic Prescriptions | Schedule 1 & 2 Narcotic Prescriptions

**This graph shows the proportion of overdose fatalities that involved more than one substance (polysubstance use).**





# Saratoga County Substance Use Surveillance Dashboard

Non-Fatal & Fatal Overdoses  
2023 YTD

46

Overdoses 2023

Fatal Overdoses  
2023 YTD

7

Fatal Overdoses 2023

Rate of Overdose per 100,000  
2023 YTD

19.38

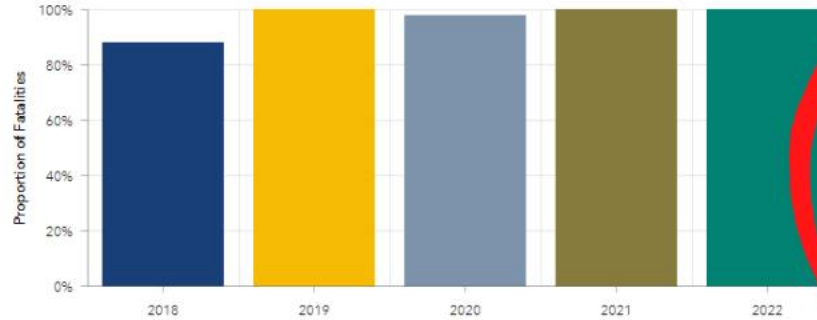
Overdose Rate 2023

Reported Naloxone Administrations  
2023 YTD

13

Naloxone 2023

## Polysubstance Use among Drug Overdose Fatalities 2018-2022



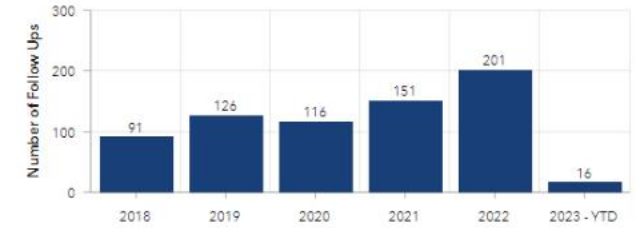
Data Source: Saratoga County Coroner's Office Toxicology Reports

Data Note: Polysubstance use is defined by the use of two or more substances at the same time, or, one after the other.

Polysubstance Use among Fatal Overdoses 2019-2021

## Overdose Follow Ups Completed

Saratoga County Sheriff's Office Second Chance Program 2018-2023

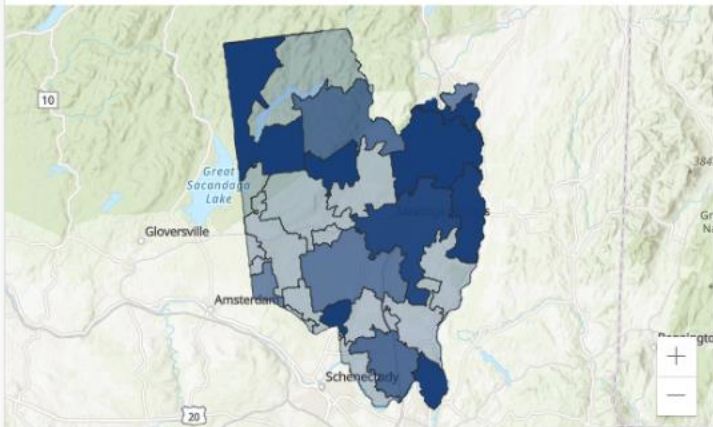


Data Source: Saratoga County Sheriff's Office

The **Second Chance** program began in 2017 to address a practical and moral need for a new operationalized approach to build (and in some cases repair) the relationship between police and people suffering from addiction. Through the program, deputies follow up with and provide support to those struggling with addiction and their families. A 'follow up' is considered an act of

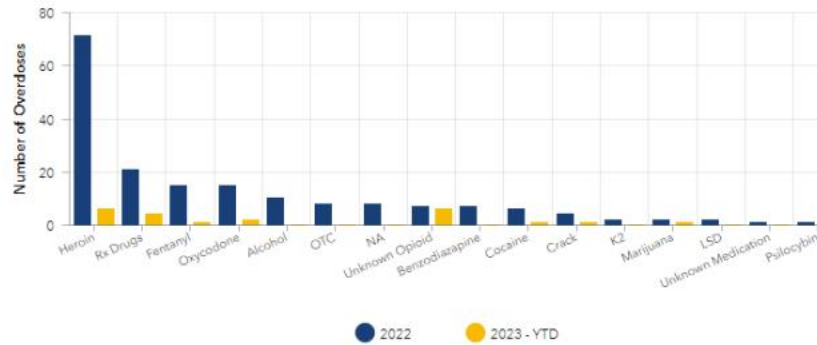
Annual Overdose Follow-Ups

## Rate of Drug-Related Overdoses by Saratoga County Zip Codes 2023



Esri, CGIAR, USGS | Esri, HERE, Garmin, SafeGraph, FAO, METI/NASA, USGS, EPA, N... Powered by Esri  
Expand the map using the top right arrows to interact with zip code level data and to view trends.

## Overdose by Primary Drug 2022-2023



Data Source: ODMAP; NYSDOH Syndromic Surveillance

Data note: **Primary drug** represents the first drug identified in the report. This chart does not include polydrug use.

Overdoses by Drug Type

## Number of Narcotic Prescriptions by Saratoga County Provider Zip Code, 2018-2021

Locality	Zip Code	2018	2019	2020	2021
Amsterdam	12010	62,199	61,272	64,355	60,929
Ballston Lake	12019	18,364	18,481	18,852	16,306
Ballston Spa	12020	36,524	33,464	35,682	34,186
Broedalbin	12025	8,724	9,290	9,671	9,734
Burnt Hills	12027	328	1,664	4,217	3,943
Clifton Park	12065	71,940	76,050	76,005	85,250
Corinth	12822	6,129	4,816	4,184	3,984
Fort Edward	12828	9,048	9,517	9,600	8,839

Data Source: NYSDOH Bureau of Narcotic Enforcement

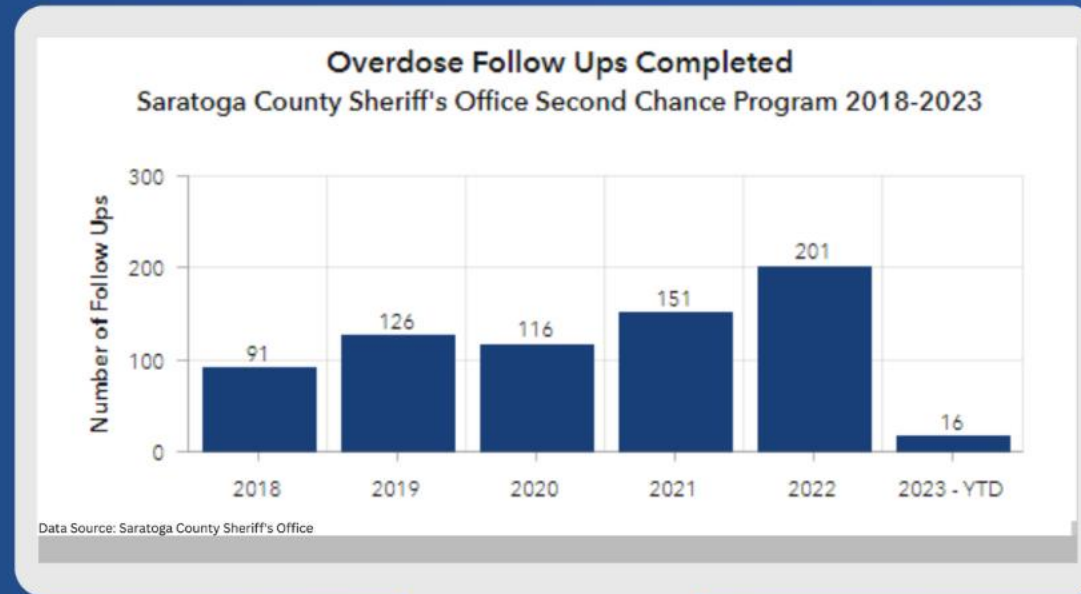
Data Notes: Data are reflective of the **provider** zip code, and not of the patient receiving the prescription. Totals may include non-Saratoga County residents. All data are up to date, 2022 data are not yet available.

Narcotics are defined under the DEA Drug Scheduling Classification, learn more about DEA Drug Scheduling [here](#).

Total Narcotic Prescriptions

Schedule 1 & 2 Narcotic Prescriptions

**This graph shows the number of overdose follow ups completed by the Saratoga County Sheriff's Office Second Chance Program.**







# Saratoga County Substance Use Surveillance Dashboard

Non-Fatal & Fatal Overdoses  
2023 YTD

46

Overdoses 2023

Fatal Overdoses  
2023 YTD

7

Fatal Overdoses 2023

Rate of Overdose per 100,000  
2023 YTD

19.38

Overdose Rate 2023

Reported Naloxone Administrations  
2023 YTD

13

Naloxone 2023

## Drug-Related Overdoses, Saratoga County 2018-2023

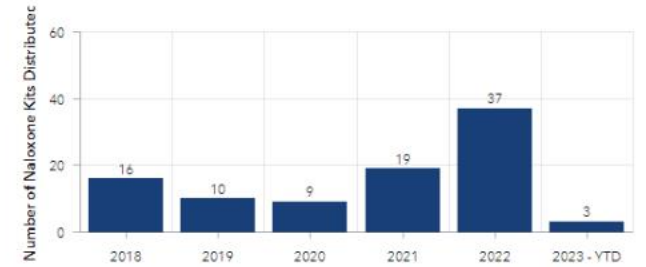


Data Source: ODMAP; NYSDOH Electronic Syndromic Surveillance; Saratoga County EMS

Overdoses 2018-2022

## Naloxone Kits Distributed

Saratoga County Sheriff's Office Second Chance Program 2018-2023

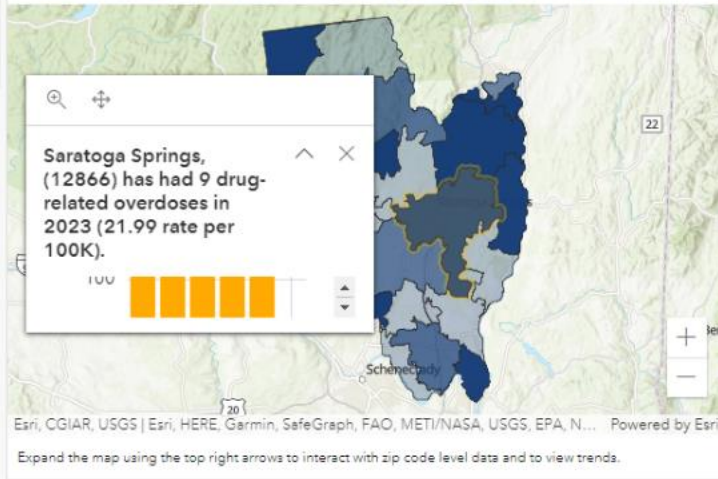


Data Source: Saratoga County Sheriff's Office

Data note: Data does not include situations where naloxone was not required (i.e. non-opioid overdose), refused, individual already has naloxone, the individual was hospitalized, or the individual was subsequently transported to a treatment facility.

Naloxone Kits Distributed

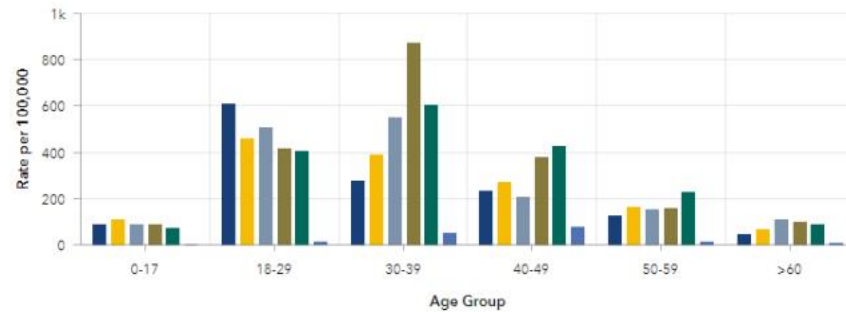
## Drug-Related Overdoses by Saratoga County Zip Codes 2023



Esri, CGIAR, USGS | Esri, HERE, Garmin, SafeGraph, FAO, METI/NASA, USGS, EPA, N... Powered by Esri

Expand the map using the top right arrows to interact with zip code level data and to view trends.

## Drug Overdose Rates per 100,000 by reported Male Sex, 2018-2023



Data Source: NYSDOH Electronic Syndromic Surveillance, ODMAP

Data Note: Population estimates are approximate, data were calculated using the 2020 US Census American Community Survey. More information on gender data can be found in the data disclaimer.

Overdose Rates 2018-2022 by Male Sex

## Number of Narcotic Prescriptions by Saratoga County Provider Zip Code, 2018-2021

Locality	Zip Code	2018	2019	2020	2021
Amsterdam	12010	62,199	61,272	64,355	60,929
Ballston Lake	12019	18,364	18,481	18,852	16,306
Ballston Spa	12020	36,524	33,464	35,682	34,186
Broadalbin	12025	8,724	9,290	9,671	9,734
Burnt Hills	12027	328	1,664	4,217	3,943
Clifton Park	12065	71,940	76,050	76,005	85,250
Corinth	12822	6,129	4,816	4,184	3,984

Data Source: NYSDOH Bureau of Narcotic Enforcement

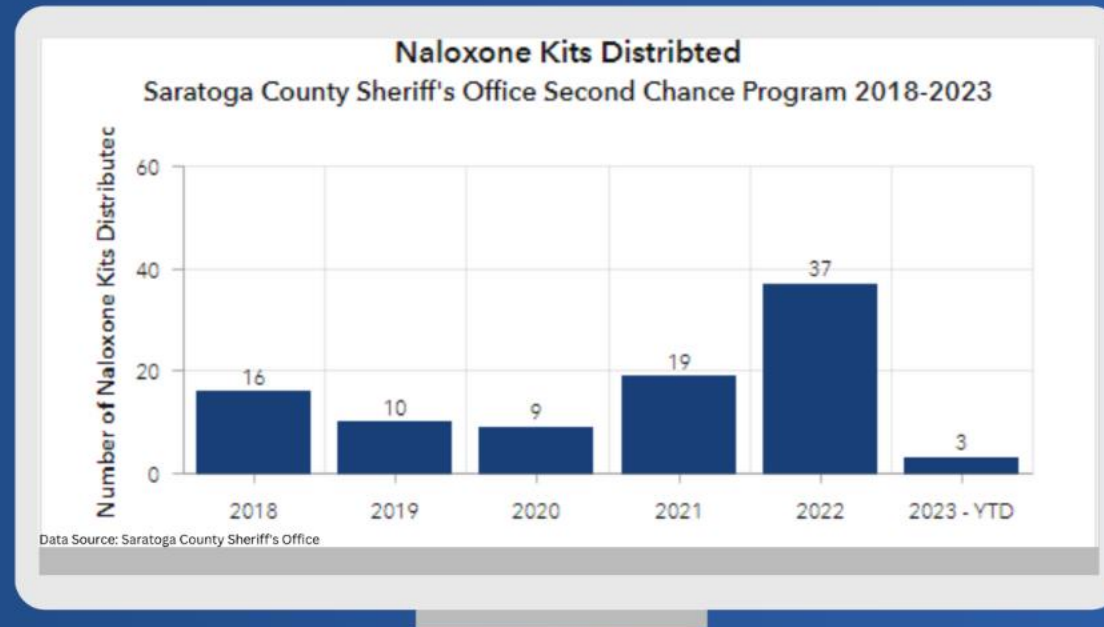
Data Notes: Data are reflective of the provider zip code, and not of the patient receiving the prescription. Totals may include non-Saratoga County residents. All data are up to date, 2022 data are not yet available.

Narcotics are defined under the DEA Drug Scheduling Classification, learn more about DEA

Total Narcotic Prescriptions

Schedule 1 & 2 Narcotic Prescriptions

**This graph shows the number of Naloxone kits distributed by the Saratoga County Sheriff's Office Second Chance Program.**





# Saratoga County Substance Use Surveillance Dashboard

Non-Fatal & Fatal Overdoses  
2023 YTD

46

Overdoses 2023

Fatal Overdoses  
2023 YTD

7

Fatal Overdoses 2023

Rate of Overdose per 100,000  
2023 YTD

19.38

Overdose Rate 2023

Reported Naloxone Administrations  
2023 YTD

13

Naloxone 2023

## Drug-Related Overdoses, Saratoga County 2018-2023



Date Source: ODMAP; NYSDOH Electronic Syndromic Surveillance; Saratoga County EMS

Overdoses 2018-2022

## Referral Success Rate Saratoga County Sheriff's Office Second Chance Program 2018-2023

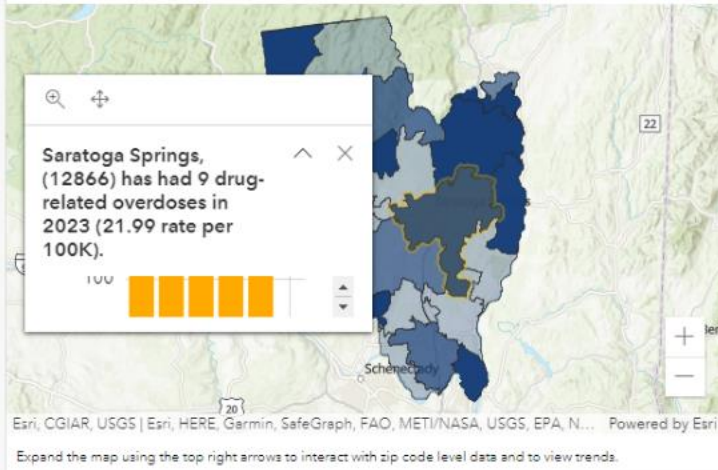
68.2%

Date Source: Saratoga County Sheriff's Office

Date note: A successful referral may include but is not limited to the acceptance of a Sheriff's Office referral to peer support services, addiction and treatment services, counseling, housing, or other services as requested by an individual.

Second Chance Program Referral Success

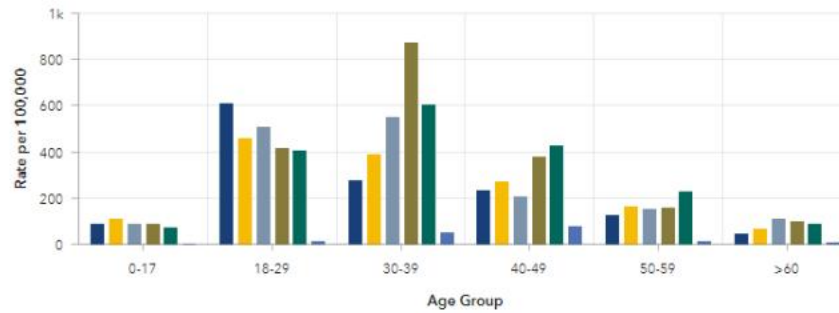
## Drug-Related Overdoses by Saratoga County Zip Codes 2023



Esri, CGIAR, USGS | Esri, HERE, Garmin, SafeGraph, FAO, METI/NASA, USGS, EPA, N... Powered by Esri

Expand the map using the top right arrows to interact with zip code level data and to view trends.

## Drug Overdose Rates per 100,000 by reported Male Sex, 2018-2023



Date Source: NYSDOH Electronic Syndromic Surveillance, ODMAP

Date Note: Population estimates are approximate, data were calculated using the 2020 US Census American Community Survey. More information on gender data can be found in the data disclaimer.

Overdose Rates 2018-2022 by Male Sex

## Number of Narcotic Prescriptions by Saratoga County Provider Zip Code, 2018-2021

Locality	Zip Code	2018	2019	2020	2021
Amsterdam	12010	62,199	61,272	64,355	60,929
Ballston Lake	12019	18,364	18,481	18,852	16,306
Ballston Spa	12020	36,524	33,464	35,682	34,186
Broadalbin	12025	8,724	9,290	9,671	9,734
Burnt Hills	12027	328	1,664	4,217	3,943
Clifton Park	12065	71,940	76,050	76,005	85,250
Corinth	12822	6,129	4,816	4,184	3,984

Date Source: NYSDOH Bureau of Narcotic Enforcement

Date Notes: Data are reflective of the provider zip code, and not of the patient receiving the prescription. Totals may include non-Saratoga County residents. All data are up to date, 2022 data are not yet available.

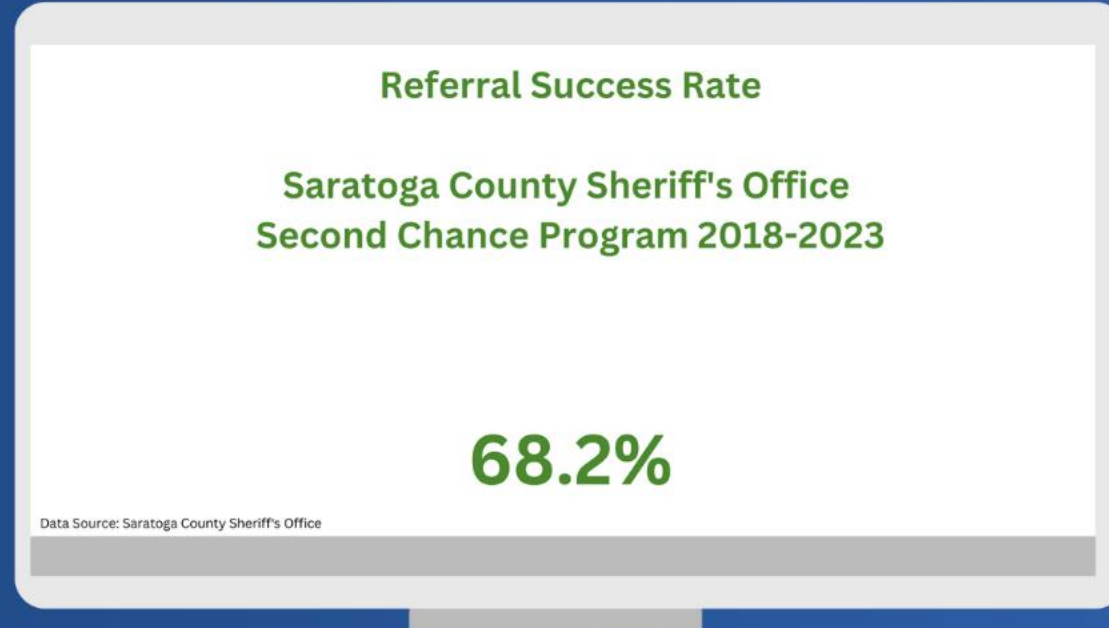
Narcotics are defined under the DEA Drug Scheduling Classification, learn more about DEA

Total Narcotic Prescriptions

Schedule 1 & 2 Narcotic Prescriptions

**This tab shows the percent of post-overdose follow up events were successfully referred to services.**

**As noted on the dashboard, a successful referral may include but is not limited to the acceptance of a Sheriff's Office referral to peer support services, addiction and treatment services, counseling, family support, housing, or other services as requested by an individual.**





# Saratoga County Substance Use Surveillance Dashboard

Non-Fatal & Fatal Overdoses  
2023 YTD

46

Overdoses 2023

Fatal Overdoses  
2023 YTD

7

Fatal Overdoses 2023

Rate of Overdose per 100,000  
2023 YTD

19.38

Overdose Rate 2023

Reported Naloxone Administrations  
2023 YTD

13

Naloxone 2023

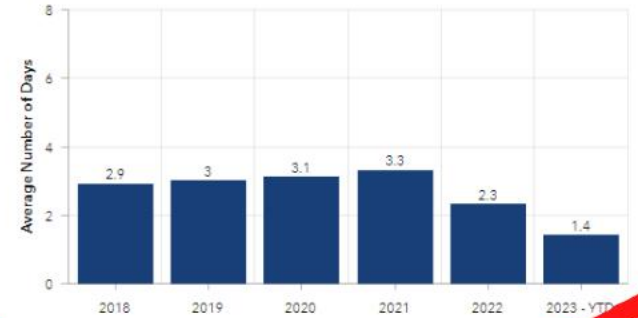
## Drug-Related Overdoses, Saratoga County 2018-2023



Data Source: ODMAP; NYSDOH Electronic Syndromic Surveillance; Saratoga County EMS

Overdoses 2018-2022

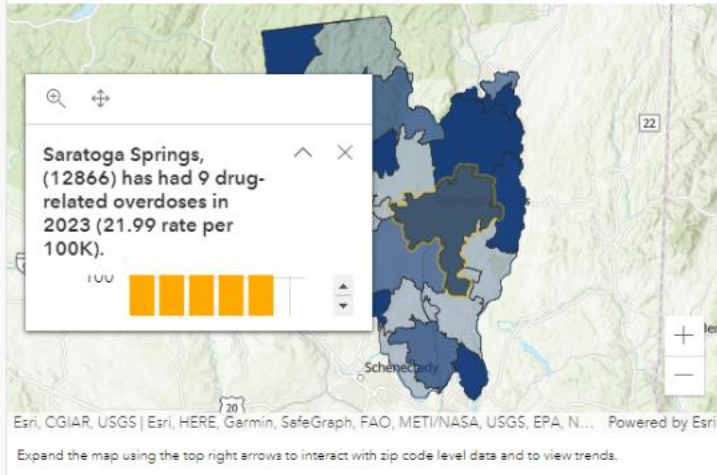
## Number of Days from Date of Overdose to Follow up Saratoga County Sheriff's Office Second Chance Program 2018-2023



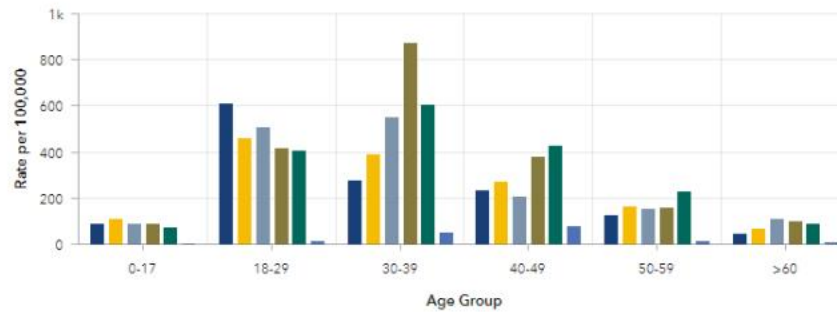
Data Source: Saratoga County Sheriff's Office

Average Follow-up 2018-2022

## Drug-Related Overdoses by Saratoga County Zip Codes 2023



## Drug Overdose Rates per 100,000 by reported Male Sex, 2018-2023



Data Source: NYSDOH Electronic Syndromic Surveillance, ODMAP

Data Note: Population estimates are approximate, data were calculated using the 2020 US Census American Community Survey. More information on gender data can be found in the data disclaimer.

Overdose Rates 2018-2022 by Male Sex

## Number of Narcotic Prescriptions by Saratoga County Provider Zip Code, 2018-2021

Locality	Zip Code	2018	2019	2020	2021
Amsterdam	12010	62,199	61,272	64,355	60,929
Ballston Lake	12019	18,364	18,481	18,852	16,306
Ballston Spa	12020	36,524	33,464	35,682	34,186
Broedalbin	12025	8,724	9,290	9,671	9,734
Burnt Hills	12027	328	1,664	4,217	3,943
Clifton Park	12065	71,940	76,050	76,005	85,250
Corinth	12822	6,129	4,816	4,184	3,984

Data Source: NYSDOH Bureau of Narcotic Enforcement

Data Notes: Data are reflective of the provider zip code, and not of the patient receiving the prescription. Totals may include non-Saratoga County residents. All data are up to date, 2022 data are not yet available.

Narcotics are defined under the DEA Drug Scheduling Classification, learn more about DEA

Total Narcotic Prescriptions

Schedule 1 & 2 Narcotic Prescriptions

This graph shows how long it takes the program to follow up after an overdose event.





# Saratoga County Substance Use Surveillance Dashboard

Non-Fatal & Fatal Overdoses  
2023 YTD

46

Overdoses 2023

Fatal Overdoses  
2023 YTD

7

Fatal Overdoses 2023

Rate of Overdose per 100,000  
2023 YTD

19.38

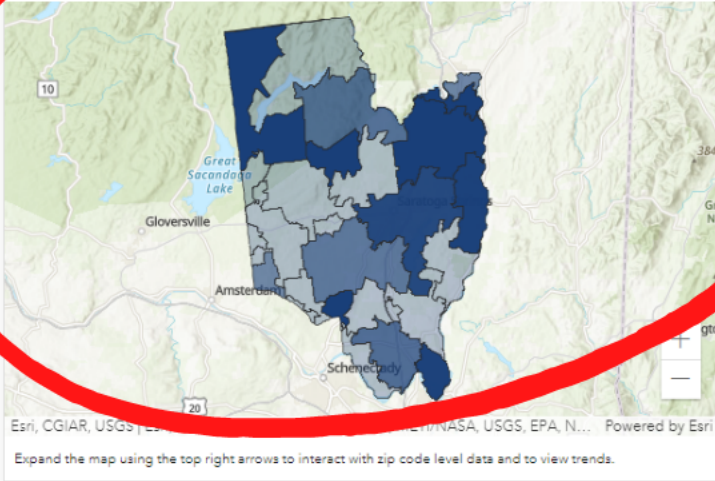
Overdose Rate 2023

Reported Naloxone Administrations  
2023 YTD

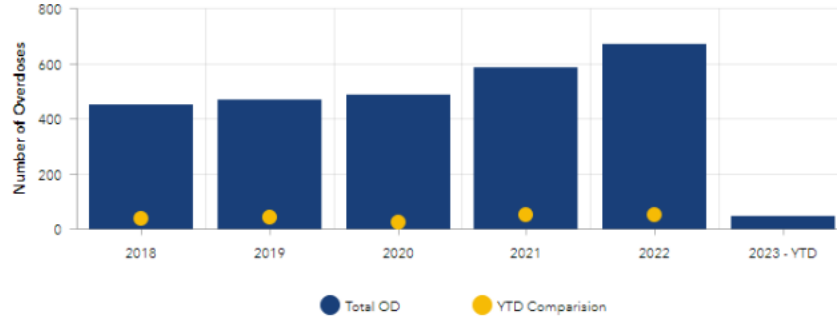
13 \*

Naloxone 2023

Rate of Drug-Related Overdoses by Saratoga County Zip Codes 2023



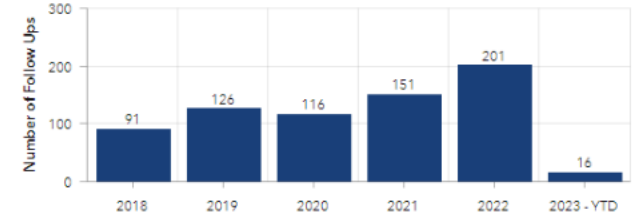
Drug-Related Overdoses, Saratoga County 2018-2023



Data Source: ODMAP; NYSDOH Electronic Syndromic Surveillance; Saratoga County EMS

Overdoses 2018-2022

Overdose Follow Ups Completed  
Saratoga County Sheriff's Office Second Chance Program 2018-2023

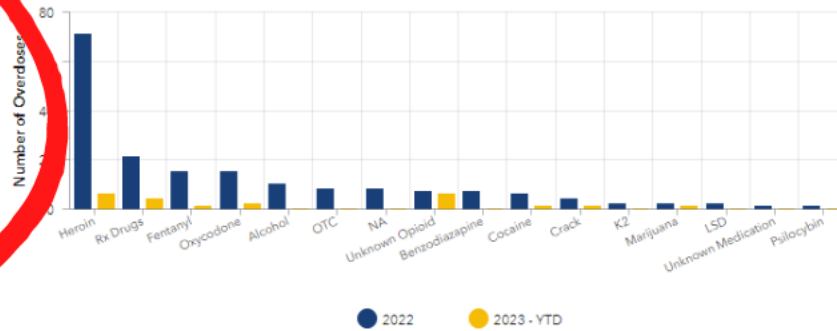


Data Source: Saratoga County Sheriff's Office

The **Second Chance** program began in 2017 to address a practical and moral need for a new operationalized approach to build (and in some cases repair) the relationship between police and people suffering from addiction. Through the program, deputies follow up with and provide support to those struggling with addiction and their families. A 'follow up' is considered an act of

Annual Overdose Follow Ups

Overdose by Primary Drug 2022-2023



Data Source: ODMAP; NYSDOH Syndromic Surveillance

Data note: **Primary drug** represents the first drug identified in the report. This chart does not include polydrug use.

Overdoses by Drug Type

Number of Narcotic Prescriptions by  
Saratoga County Provider Zip Code, 2018-2021

Locality	Zip Code	2018	2019	2020	2021
Amsterdam	12010	62,199	61,272	64,355	60,929
Ballston Lake	12019	18,364	18,481	18,852	16,306
Ballston Spa	12020	36,524	33,464	35,682	34,186
Broadalbin	12025	8,724	9,290	9,671	9,734
Burnt Hills	12027	328	1,664	4,217	3,943
Clifton Park	12065	71,940	76,050	76,005	85,250
Corinth	12822	6,129	4,816	4,184	3,984
Fort Edward	12828	9,048	9,517	9,600	8,839

Data Source: NYSDOH Bureau of Narcotic Enforcement

Data Notes: Data are reflective of the **provider** zip code, and not of the patient receiving the prescription. Totals may include non-Saratoga County residents. All data are up to date, 2022 data are not yet available.

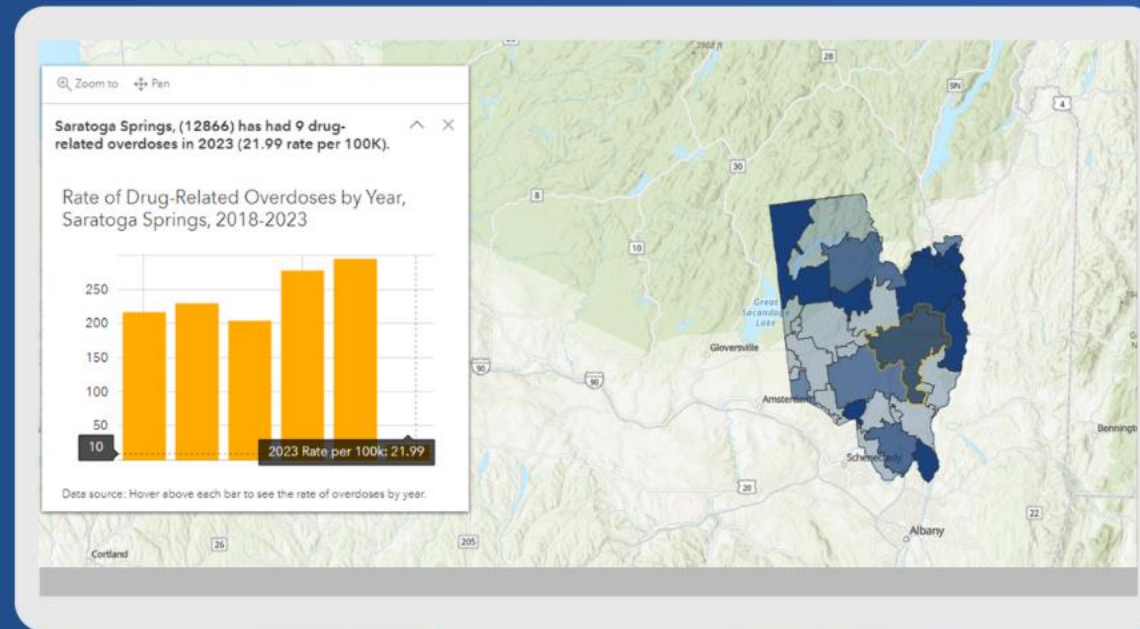
Narcotics are defined under the DEA Drug Scheduling Classification, learn more about DEA

Total Narcotic Prescriptions

Schedule 1 & 2 Narcotic Prescriptions

This map shows the 2023 overdose rates in Saratoga County by zip code.

The map is interactive, where trends from 2018 to 2023 can be viewed by clicking on each zip code.







# Saratoga County Substance Use Surveillance Dashboard

Non-Fatal & Fatal Overdoses  
2023 YTD

46

Overdoses 2023

Fatal Overdoses  
2023 YTD

7

Fatal Overdoses 2023

Rate of Overdose per 100,000  
2023 YTD

19.38

Overdose Rate 2023

Reported Naloxone Administrations  
2023 YTD

13

Naloxone 2023

## Drug-Related Overdoses, Saratoga County 2018-2023

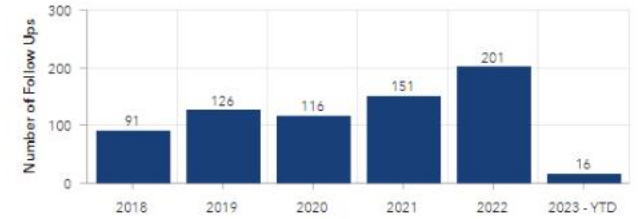


Data Source: ODMAP; NYSDOH Electronic Syndromic Surveillance

Overdoses 2018-2022

## Overdose Follow Ups Completed

Saratoga County Sheriff's Office Second Chance Program 2018-2023

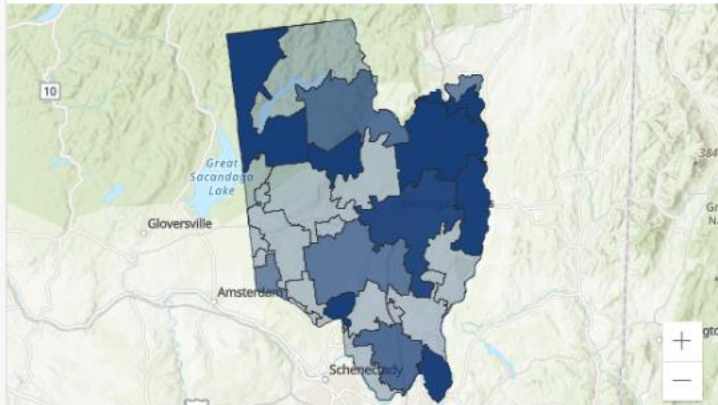


Data Source: Saratoga County Sheriff's Office

The **Second Chance** program began in 2017 to address a practical and moral need for a new operationalized approach to build (and in some cases repair) the relationship between police and people suffering from addiction. Through the program, deputies follow up with and provide support to those struggling with addiction and their families. A 'follow up' is considered an act of

Annual Overdose Follow Ups

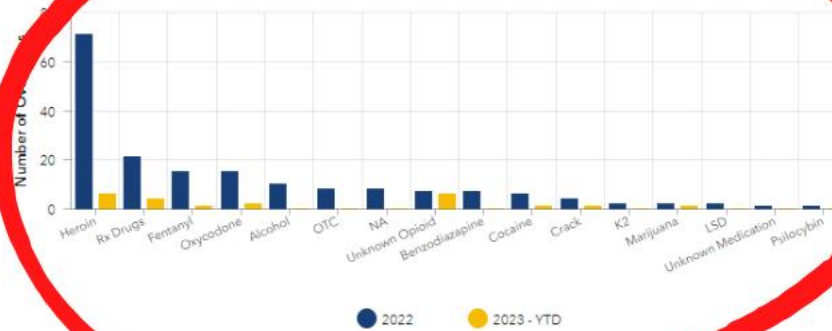
## Rate of Drug-Related Overdoses by Saratoga County Zip Codes 2023



Esri, CGIAR, USGS | Esri, HERE, Garmin, SafeGraph, FAO, METI/NASA, USGS, EPA, N...

Powered by Esri  
Expand the map using the top right arrows to interact with zip code level data and to view trends.

## Overdose by Primary Drug 2022-2023



Data Source: ODMAP; NYSDOH Syndromic Surveillance

Data note: **Primary drug** represents the first drug identified in the report. This does not include polydrug use.

Overdoses by Drug Type

## Number of Narcotic Prescriptions by Saratoga County Provider Zip Code, 2018-2021

Locality	Zip Code	2018	2019	2020	2021
Amsterdam	12010	62,199	61,272	64,355	60,929
Ballston Lake	12019	18,364	18,481	18,852	16,306
Ballston Spa	12020	36,524	33,464	35,682	34,186
Broadalbin	12025	8,724	9,290	9,671	9,734
Burnt Hills	12027	328	1,664	4,217	3,943
Clifton Park	12065	71,940	76,050	76,005	85,250
Corinth	12822	6,129	4,816	4,184	3,984
Fort Edward	12828	9,048	9,517	9,600	8,839

Data Source: NYSDOH Bureau of Narcotic Enforcement

Data Notes: Data are reflective of the **provider** zip code, and not of the patient receiving the prescription. Totals may include non-Saratoga County residents. All data are up to date, 2022 data are not yet available.

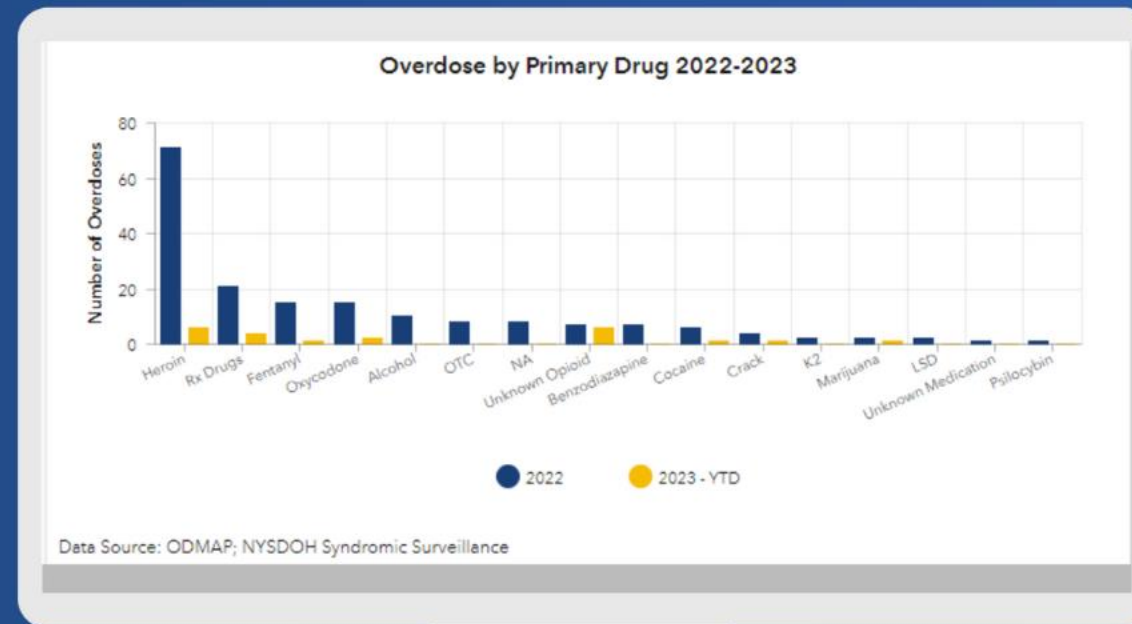
Narcotics are defined under the DEA Drug Scheduling Classification, learn more about DEA Drug Scheduling here.

Total Narcotic Prescriptions

Schedule 1 & 2 Narcotic Prescriptions

This graph shows the number of overdoses by type of drug from 2022 and year to date 2023.

## Opioids and Prescription Drugs continue to drive overdoses in Saratoga County





# Saratoga County Substance Use Surveillance Dashboard

Non-Fatal & Fatal Overdoses  
2023 YTD

46

Overdoses 2023

Fatal Overdoses  
2023 YTD

7

Fatal Overdoses 2023

Rate of Overdose per 100,000  
2023 YTD

19.38

Overdose Rate 2023

Reported Naloxone Administrations  
2023 YTD

13

Naloxone 2023

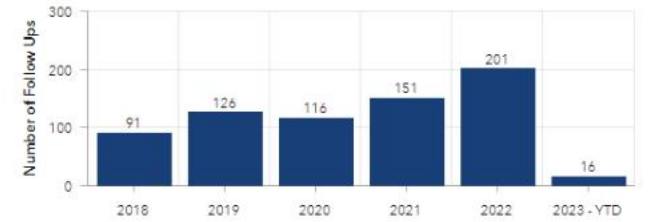
## Drug-Related Overdoses, Saratoga County 2018-2023



Data Source: ODMAP; NYSDOH Electronic Disease Surveillance System (EDSS)

Overdoses 2018-2022

## Overdose Follow Ups Completed Saratoga County Sheriff's Office Second Chance Program 2018-2023

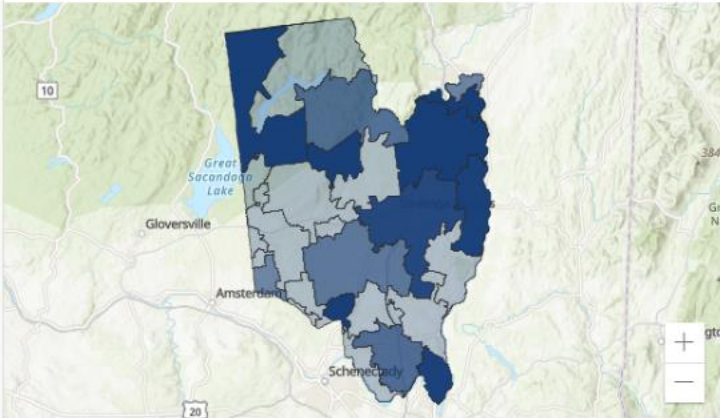


Data Source: Saratoga County Sheriff's Office

The **Second Chance** program began in 2017 to address a practical and moral need for a new operationalized approach to build (and in some cases repair) the relationship between police and people suffering from addiction. Through the program, deputies follow up with and provide support to those struggling with addiction and their families. A 'follow up' is considered an act of

Annual Overdose Follow Ups

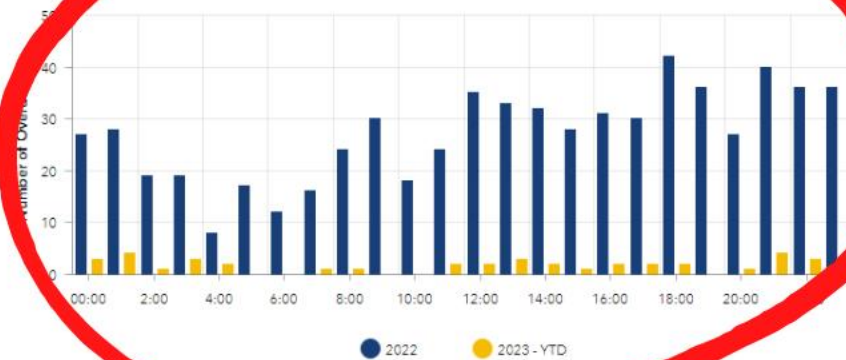
## Rate of Drug-Related Overdoses by Saratoga County Zip Codes 2023



Esri, CGIAR, USGS | Esri, HERE, Garmin, SafeGraph, FAO, METI/NASA, USGS, EPA, N...

Powered by Esri  
Expand the map using the top right arrows to interact with zip code level data and to view trends.

## Number of Overdoses by Time of Day 2022-2023



Data Source: ODMAP; NYSDOH Electronic Disease Surveillance System (EDSS)

Overdoses by Time of Day

## Number of Narcotic Prescriptions by Saratoga County Provider Zip Code, 2018-2021

Locality	Zip Code	2018	2019	2020	2021
Amsterdam	12010	62,199	61,272	64,355	60,929
Ballston Lake	12019	18,364	18,481	18,852	16,306
Ballston Spa	12020	36,524	33,464	35,682	34,186
Broedalbinn	12025	8,724	9,290	9,671	9,734
Burnt Hills	12027	328	1,664	4,217	3,943
Clifton Park	12065	71,940	76,050	76,005	85,250
Corinth	12822	6,129	4,816	4,184	3,984
Fort Edward	12828	9,048	9,517	9,600	8,839

Data Source: NYSDOH Bureau of Narcotic Enforcement

Data Notes: Data are reflective of the **provider** zip code, and not of the patient receiving the prescription. Totals may include non-Saratoga County residents. All data are up to date, 2022 data are not yet available.

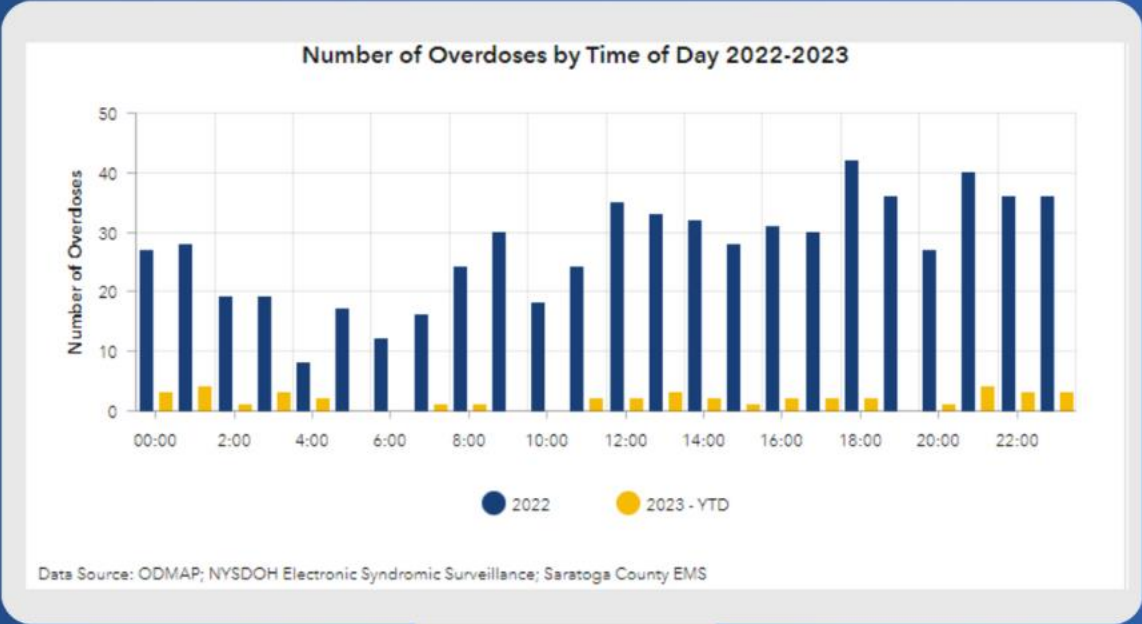
Narcotics are defined under the DEA Drug Scheduling Classification, learn more about DEA Drug Scheduling Classifications

Total Narcotic Prescriptions

Schedule 1 & 2 Narcotic Prescriptions



This graph displays the number of overdoses by the time of day in which they occurred from 2022 and year to date 2023.





# Saratoga County Substance Use Surveillance Dashboard

Non-Fatal & Fatal Overdoses  
2023 YTD

46

Overdoses 2023

Fatal Overdoses  
2023 YTD

7 **▲**

Fatal Overdoses 2023

Rate of Overdose per 100,000  
2023 YTD

19.38

Overdose Rate 2023

Reported Naloxone Administrations  
2023 YTD

13 **\***

Naloxone 2023

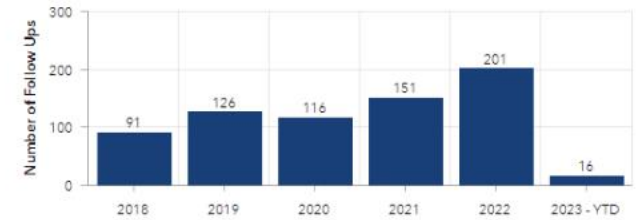
### Drug-Related Overdoses, Saratoga County 2018-2023



Data Source: ODMAP; NYSDOH Electronic Prescription Monitoring System (EPMS)

Overdoses 2018-2022

### Overdose Follow Ups Completed Saratoga County Sheriff's Office Second Chance Program 2018-2023

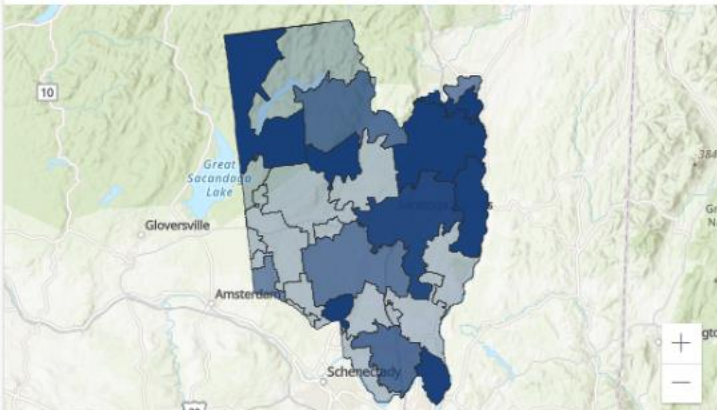


Data Source: Saratoga County Sheriff's Office

The **Second Chance** program began in 2017 to address a practical and moral need for a new operationalized approach to build (and in some cases repair) the relationship between police and people suffering from addiction. Through the program, deputies follow up with and provide support to those struggling with addiction and their families. A 'follow up' is considered an act of

Annual Overdose Follow Ups

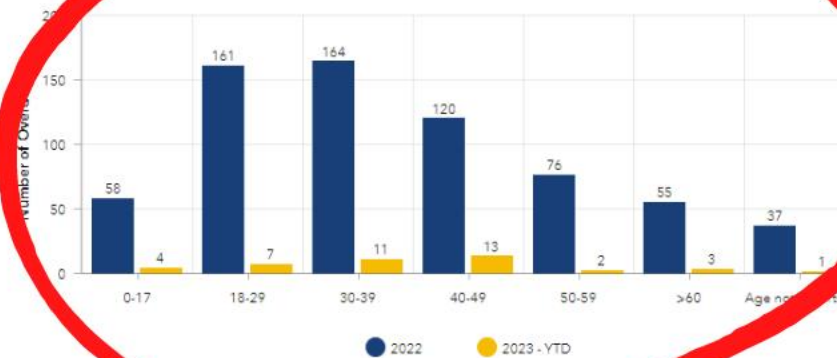
### Rate of Drug-Related Overdoses by Saratoga County Zip Codes 2023



Esri, CGIAR, USGS | Esri, HERE, Garmin, SafeGraph, FAO, METI/NASA, USGS, EPA, N...

Powered by Esri  
Expand the map using the top right arrows to interact with zip code level data and to view trends.

### Drug-Related Overdoses by Age Group 2022-2023



Data Source: ODMAP; NYSDOH Electronic Prescription Monitoring System (EPMS); Saratoga County EMS

Overdoses by Age Distribution

### Number of Narcotic Prescriptions by Saratoga County Provider Zip Code, 2018-2021

Locality	Zip Code	2018	2019	2020	2021
Amsterdam	12010	62,199	61,272	64,355	60,929
Bellston Lake	12019	18,364	18,481	18,852	16,306
Bellston Spa	12020	36,524	33,464	35,682	34,186
Broadalbin	12025	8,724	9,290	9,671	9,734
Burnt Hills	12027	328	1,664	4,217	3,943
Clifton Park	12065	71,940	76,050	76,005	85,250
Corinth	12822	6,129	4,816	4,184	3,984
Fort Edward	12828	9,048	9,517	9,600	8,839

Data Source: NYSDOH Bureau of Narcotic Enforcement

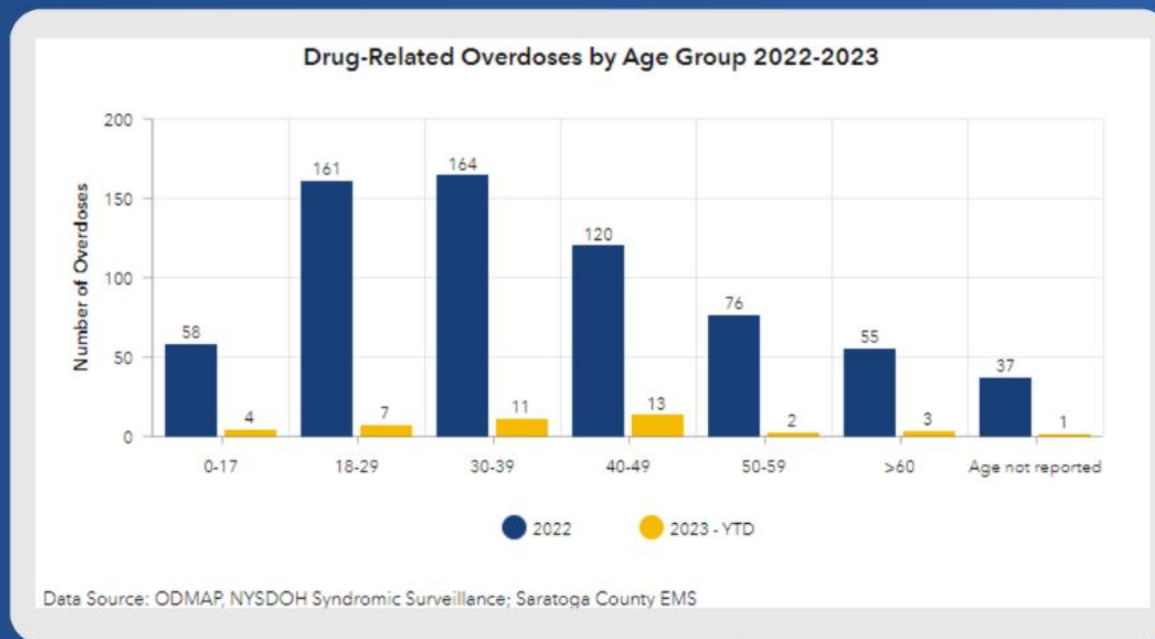
Data Notes: Data are reflective of the **provider** zip code, and not of the patient receiving the prescription. Totals may include non-Saratoga County residents. All data are up to date, 2022 data are not yet available.

Narcotics are defined under the DEA Drug Scheduling Classification, learn more about DEA Drug Scheduling Classification

Total Narcotic Prescriptions

Schedule 1 & 2 Narcotic Prescriptions

This graph displays the number of overdoses by age group from 2022 and year to date 2023.





# Saratoga County Substance Use Surveillance Dashboard

Non-Fatal & Fatal Overdoses  
2023 YTD

46

Overdoses 2023

Fatal Overdoses  
2023 YTD

7

Fatal Overdoses 2023

Rate of Overdose per 100,000  
2023 YTD

19.38

Overdose Rate 2023

Reported Naloxone Administrations  
2023 YTD

13

Naloxone 2023

## Drug-Related Overdoses, Saratoga County 2018-2023

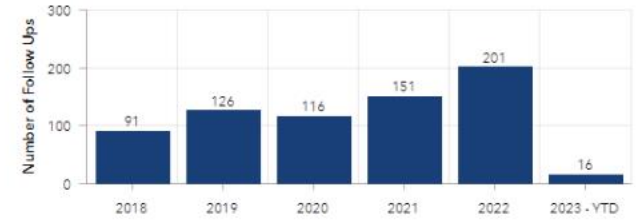


Data Source: ODMAP; NYSDOH Electronic Syndromic Surveillance; Saratoga County GIS

Overdoses 2018-2022

## Overdose Follow Ups Completed

Saratoga County Sheriff's Office Second Chance Program 2018-2023

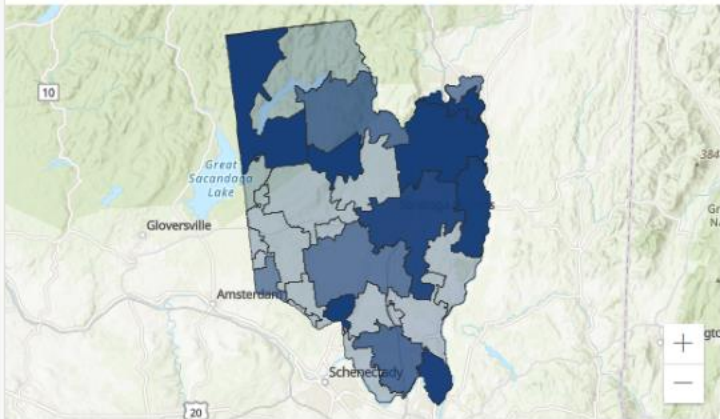


Data Source: Saratoga County Sheriff's Office

The **Second Chance** program began in 2017 to address a practical and moral need for a new operationalized approach to build (and in some cases repair) the relationship between police and people suffering from addiction. Through the program, deputies follow up with and provide support to those struggling with addiction and their families. A 'follow up' is considered an act of

Annual Overdose Follow Ups

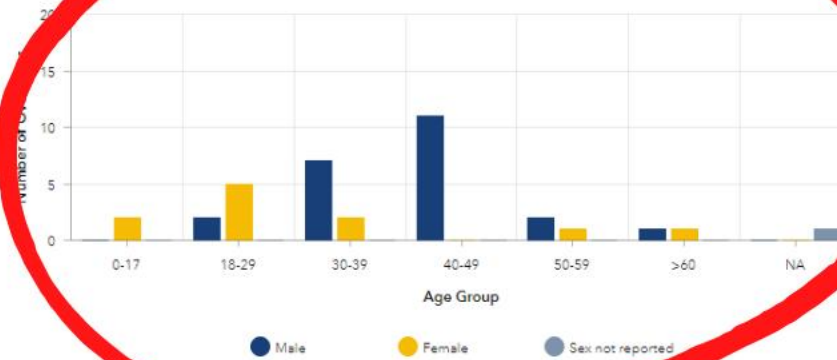
## Rate of Drug-Related Overdoses by Saratoga County Zip Codes 2023



Esri, CGIAR, USGS | Esri, HERE, Garmin, SafeGraph, FAO, METI/NASA, USGS, EPA, N... Powered by Esri

Expand the map using the top right arrows to interact with zip code level data and to view trends.

## Overdoses by Age and Sex Distribution 2023 YTD



Data Source: ODMAP; NYSDOH Electronic Syndromic Surveillance; Saratoga County GIS

Overdoses by Age and Sex

## Number of Narcotic Prescriptions by Saratoga County Provider Zip Code, 2018-2021

Locality	Zip Code	2018	2019	2020	2021
Amsterdam	12010	62,199	61,272	64,355	60,929
Bellston Lake	12019	18,364	18,481	18,852	16,306
Bellston Spe	12020	36,524	33,464	35,682	34,186
Broadalbin	12025	8,724	9,290	9,671	9,734
Burnt Hills	12027	328	1,664	4,217	3,943
Clifton Park	12065	71,940	76,050	76,005	85,250
Corinth	12822	6,129	4,816	4,184	3,984
Fort Edward	12828	9,048	9,517	9,600	8,839

Data Source: NYSDOH Bureau of Narcotic Enforcement

Data Notes: Data are reflective of the **provider** zip code, and not of the patient receiving the prescription. Totals may include non-Saratoga County residents. All data are up to date, 2022 data are not yet available.

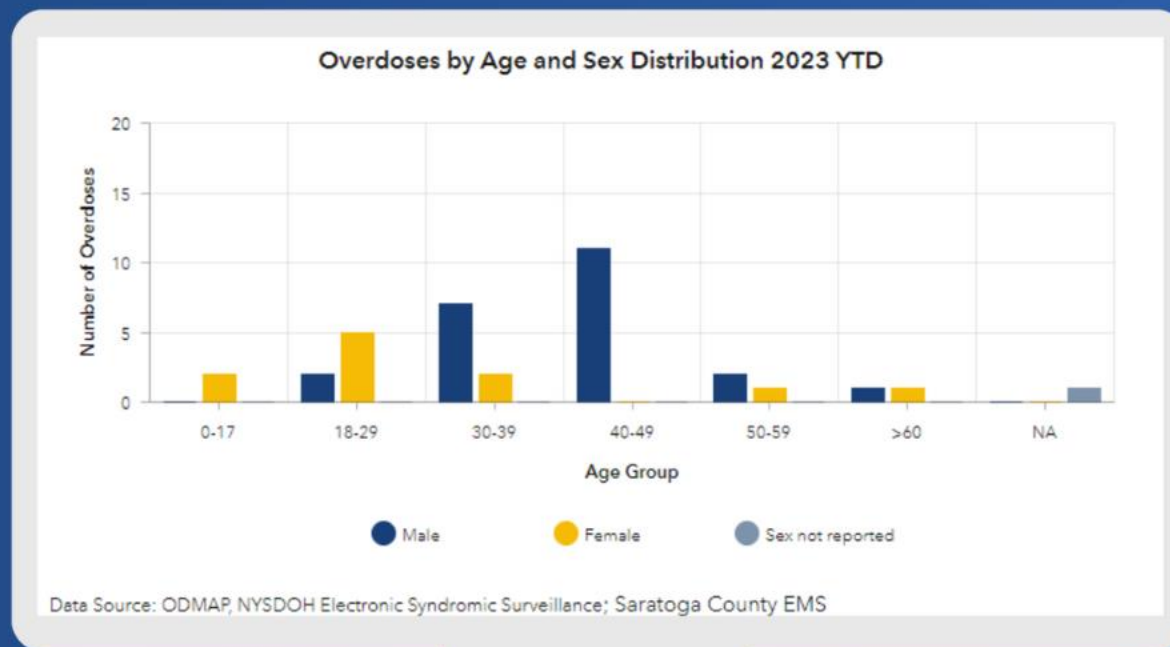
Narcotics are defined under the DEA Drug Scheduling Classification, learn more about DEA Drug Scheduling Classifications

Total Narcotic Prescriptions

Schedule 1 & 2 Narcotic Prescriptions



This graph displays the number of overdoses by sex within each age group for 2023 year to date.







# Saratoga County Substance Use Surveillance Dashboard

Non-Fatal & Fatal Overdoses  
2023 YTD

46

Overdoses 2023

Fatal Overdoses  
2023 YTD

7

Fatal Overdoses 2023

Rate of Overdose per 100,000  
2023 YTD

19.38

Overdose Rate 2023

Reported Naloxone Administrations  
2023 YTD

13

Naloxone 2023

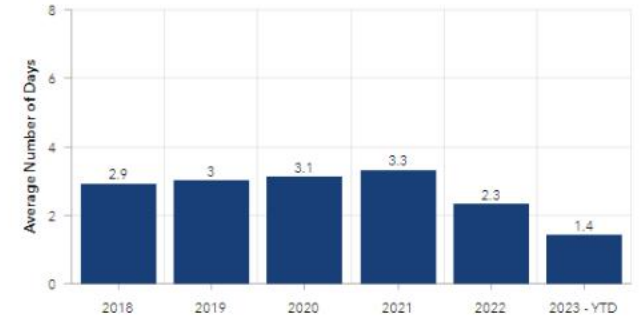
### Drug-Related Overdoses, Saratoga County 2018-2023



Data Source: ODMAP; NYSDOH Electronic Syndromic Surveillance; Saratoga County EMS

Overdoses 2018-2022

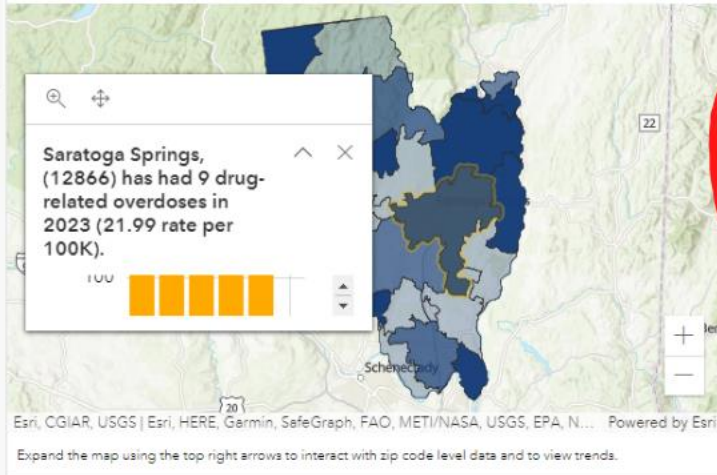
### Number of Days from Date of Overdose to Follow up Saratoga County Sheriff's Office Second Chance Program 2018-2023



Data Source: Saratoga County Sheriff's Office

Average Follow Up Time by Year

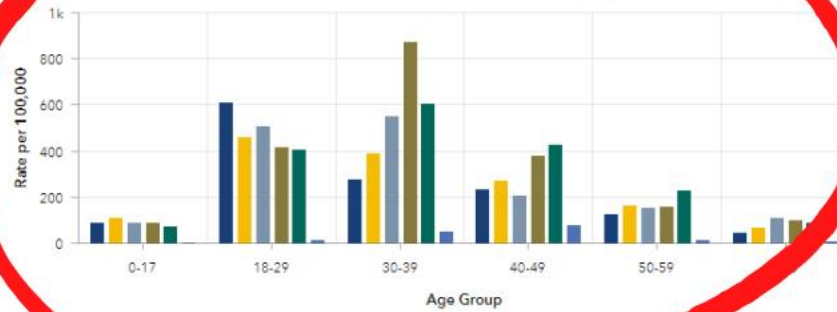
### Drug-Related Overdoses by Saratoga County Zip Codes 2023



Esri, CGIAR, USGS | Esri, HERE, Garmin, SafeGraph, FAO, METI/NASA, USGS, EPA, N...

Expand the map using the top right arrows to interact with zip code level data and to view trends.

### Drug Overdose Rates per 100,000 by reported Male Sex, 2018-2023



Data Source: NYSDOH Electronic Syndromic Surveillance, ODMAP

Data Note: Population estimates are approximate, data were calculated using the 2010 Census American Community Survey.

More information on gender-specific data can be found in the data distribution report.

Overdose Rates 2018-2022 by Male Sex

### Number of Narcotic Prescriptions by Saratoga County Provider Zip Code, 2018-2021

Locality	Zip Code	2018	2019	2020	2021
Amsterdam	12010	62,199	61,272	64,355	60,929
Ballston Lake	12019	18,364	18,481	18,852	16,306
Ballston Spa	12020	36,524	33,464	35,682	34,186
Broedalbin	12025	8,724	9,290	9,671	9,734
Burnt Hills	12027	328	1,664	4,217	3,943
Clifton Park	12065	71,940	76,050	76,005	85,250
Corinth	12822	6,129	4,816	4,184	3,984

Data Source: NYSDOH Bureau of Narcotic Enforcement

Data Notes: Data are reflective of the provider zip code, and not of the patient receiving the prescription. Totals may include non-Saratoga County residents. All data are up to date, 2022 data are not yet available.

Narcotics are defined under the DEA Drug Scheduling Classification, learn more about DEA

Total Narcotic Prescriptions

Schedule 1 & 2 Narcotic Prescriptions



# Saratoga County Substance Use Surveillance Dashboard

Non-Fatal & Fatal Overdoses  
2023 YTD

46

Overdoses 2023

Fatal Overdoses  
2023 YTD

7

Fatal Overdoses 2023

Rate of Overdose per 100,000  
2023 YTD

19.38

Overdose Rate 2023

Reported Naloxone Administrations  
2023 YTD

13

Naloxone 2023

## Drug-Related Overdoses, Saratoga County 2018-2023

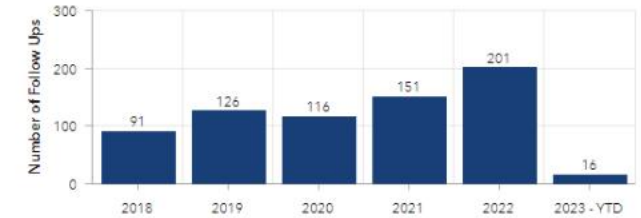


Data Source: ODMAP; NYSDOH Electronic Syndromic Surveillance

Overdoses 2018-2022

## Overdose Follow Ups Completed

Saratoga County Sheriff's Office Second Chance Program 2018-2023

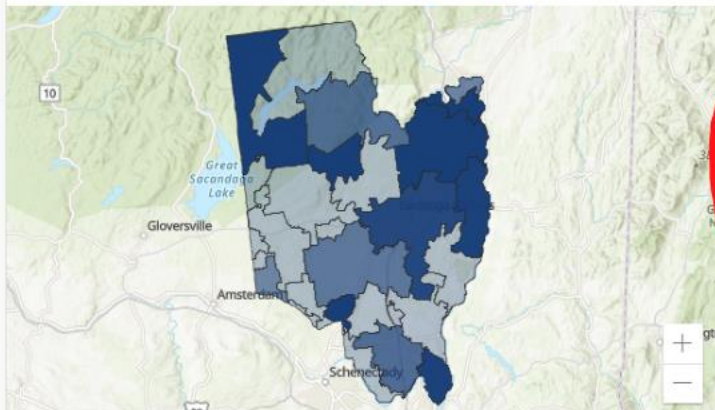


Data Source: Saratoga County Sheriff's Office

The **Second Chance** program began in 2017 to address a practical and moral need for a new operationalized approach to build (and in some cases repair) the relationship between police and people suffering from addiction. Through the program, deputies follow up with and provide support to those struggling with addiction and their families. A 'follow up' is considered an act of

Annual Overdose Follow Ups

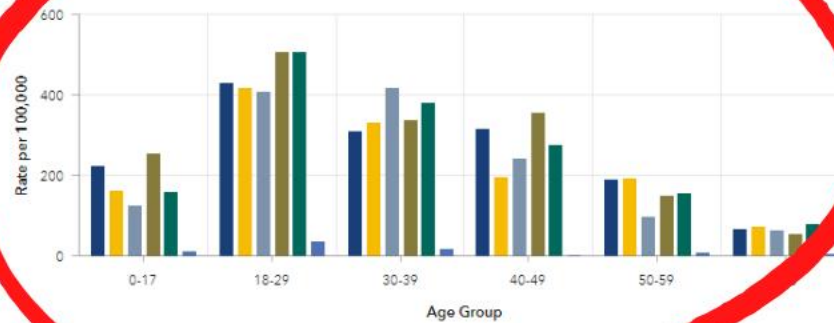
## Rate of Drug-Related Overdoses by Saratoga County Zip Codes 2023



Esri, CGIAR, USGS | Esri, HERE, Garmin, SafeGraph, FAO, METI/NASA, USGS, EPA, N... Powered by Esri

Expand the map using the top right arrows to interact with zip code level data and to view trends.

## Drug Overdose Rates per 100,000 by reported Female Sex, 2018-2023



Data Source: NYSDOH Electronic Syndromic Surveillance, ODMAP

Data Note: Population estimates are approximate, data were calculated using the 2010 Census American Community Survey. More information on this data can be found in the data dictionary.

Overdose Rates 2018-2022 by Female Sex

## Number of Narcotic Prescriptions by Saratoga County Provider Zip Code, 2018-2021

Locality	Zip Code	2018	2019	2020	2021
Amsterdam	12010	62,199	61,272	64,355	60,929
Ballston Lake	12019	18,364	18,481	18,852	16,306
Ballston Spa	12020	36,524	33,464	35,682	34,186
Broadalbin	12025	8,724	9,290	9,671	9,734
Burnt Hills	12027	328	1,664	4,217	3,943
Clifton Park	12065	71,940	76,050	76,005	85,250
Corinth	12822	6,129	4,816	4,184	3,984
Fort Edward	12828	9,048	9,517	9,600	8,839

Data Source: NYSDOH Bureau of Narcotic Enforcement

Data Notes: Data are reflective of the provider zip code, and not of the patient receiving the prescription. Totals may include non-Saratoga County residents. All data are up to date, 2022 data are not yet available.

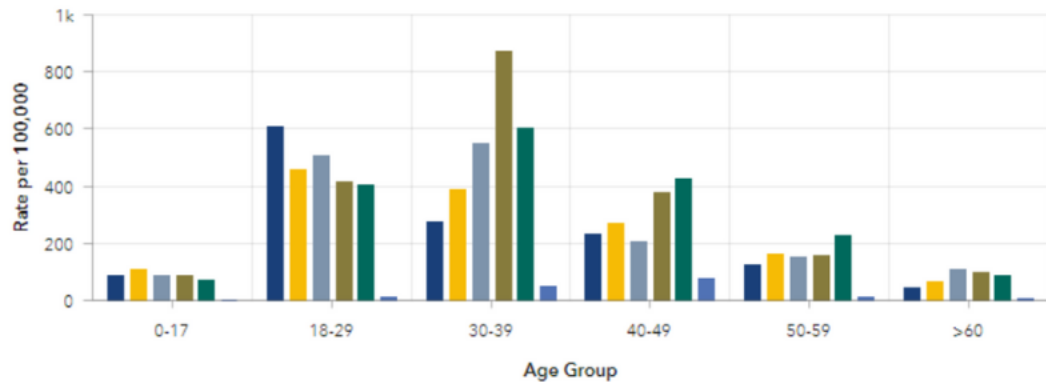
Narcotics are defined under the DEA Drug Scheduling Classification, learn more about DEA Drug Scheduling [here](#).

Total Narcotic Prescriptions

Schedule 1 & 2 Narcotic Prescriptions

# These two graphs show the rate of drug overdoses by sex from 2018 to year to date 2023.

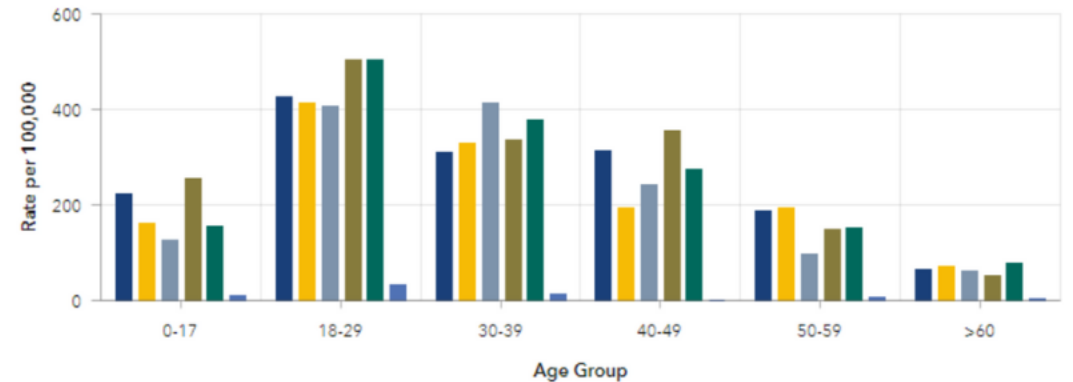
### Drug Overdose Rates per 100,000 by reported Male Sex, 2018-2023



Data Source: NYSDOH Electronic Syndromic Surveillance, ODMAP

Data Note: Population estimates are approximate, data were calculated using the 2020 US Census American Community Survey. More information on gender data can be found in the data disclaimer.

### Drug Overdose Rates per 100,000 by reported Female Sex, 2018-2023



Data Source: NYSDOH Electronic Syndromic Surveillance, ODMAP

Data Note: Population estimates are approximate, data were calculated using the 2020 US Census American Community Survey. More information on gender data can be found in the data disclaimer.



# Saratoga County Substance Use Surveillance Dashboard

Non-Fatal & Fatal Overdoses  
2023 YTD

46

Overdoses 2023

Fatal Overdoses  
2023 YTD

7

Fatal Overdoses 2023

Rate of Overdose per 100,000  
2023 YTD

19.38

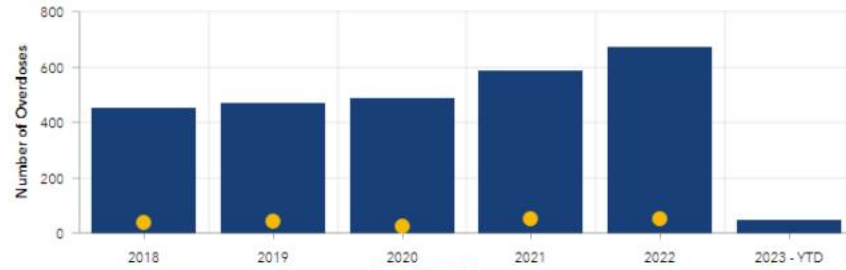
Overdose Rate 2023

Reported Naloxone Administrations  
2023 YTD

13 \*

Naloxone 2023

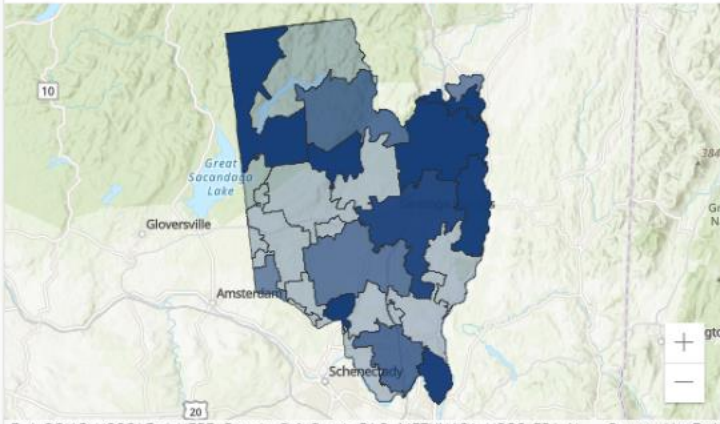
## Drug-Related Overdoses, Saratoga County 2018-2023



Data Source: ODMAS, NYSDOH Electronic Syndromic Surveillance; Saratoga County EMS

Overdoses 2018-2022

## Rate of Drug-Related Overdoses by Saratoga County Zip Codes 2023



Esri, CGIAR, USGS | Esri, HERE, Garmin, SafeGraph, FAO, METI/NASA, USGS, EPA, N...

Powered by Esri  
Expand the map using the top right arrows to interact with zip code level data and to view trends.

## Rate of admissions to OASAS-certified Substance Use Disorder Treatment Programs, Saratoga County 2010-2020



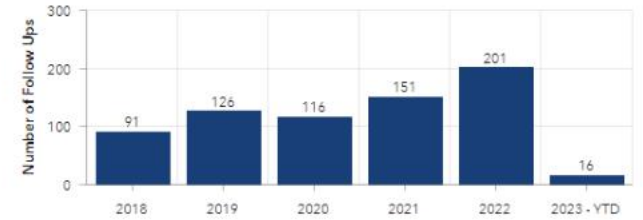
Data Source: NYSDOH OASAS, Saratoga County Substance Use Disorder Treatment Programs

Data note: admissions data for 2020 were impacted by COVID-19 and do not represent a typical year for admissions. A crude rate is the total number of events divided by the total population and multiplied by 100,000. Data include only individuals aged 12+ years.

Admission Rates to OASAS Treatment Programs

## Overdose Follow Ups Completed

Saratoga County Sheriff's Office Second Chance Program 2018-2023



Data Source: Saratoga County Sheriff's Office

The **Second Chance** program began in 2017 to address a practical and moral need for a new operationalized approach to build (and in some cases repair) the relationship between police and people suffering from addiction. Through the program, deputies follow up with and provide support to those struggling with addiction and their families. A 'follow up' is considered an act of

Annual Overdose Follow Ups

## Number of Schedule 1 & 2 Narcotic Prescriptions by Saratoga County Provider Zip Code, 2018-2021

Locality	Zip Code	2018	2019	2020	2021
Amsterdam	12010	27,972	25,907	26,032	24,997
Bellston Lake	12019	6,643	6,560	6,821	6,026
Bellston Spa	12020	14,789	15,057	16,432	15,812
Broadelbin	12025	3,202	3,304	3,425	3,424
Burnt Hills	12027	51	548	1,610	1,620
Clifton Park	12065	29,590	33,756	36,560	44,854
Corinth	12822	1,954	1,480	1,291	1,108
Fort Edward	12828	3,073	3,181	3,140	3,231

Data Source: NYSDOH Bureau of Narcotic Enforcement

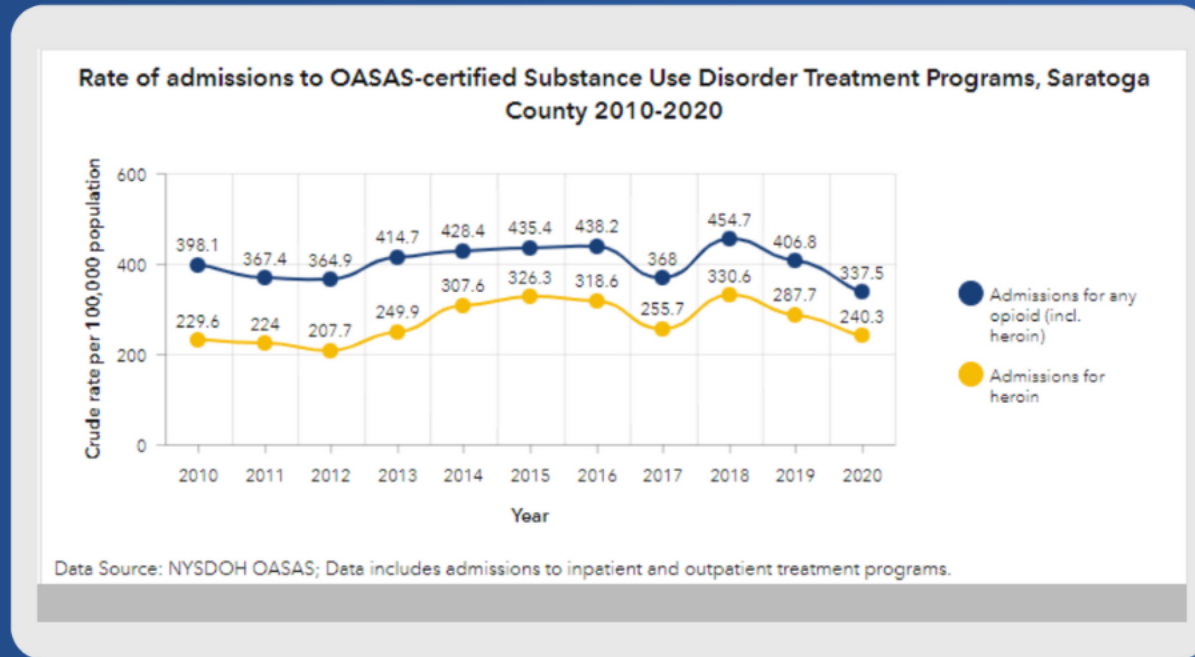
Data Notes: Data are reflective of the provider zip code, and not of the patient receiving the prescription. Totals may include non-Saratoga County residents. All data are up to date, 2022 data are not yet available.

What are Schedule 1 & 2 Narcotics? [Learn more here.](#)

Total Narcotic Prescriptions

Schedule 1 & 2 Narcotic Prescriptions

This graph displays rates of admissions to OSASAS-certified substance use disorder treatment programs among Saratoga County Residents. The data includes admissions to inpatient and outpatient treatment programs among Saratoga County residents 12 years of age and older.





# Saratoga County Substance Use Surveillance Dashboard

Non-Fatal & Fatal Overdoses  
2023 YTD

46

Overdoses 2023

Fatal Overdoses  
2023 YTD

7

Fatal Overdoses 2023

Rate of Overdose per 100,000  
2023 YTD

19.38

Overdose Rate 2023

Reported Naloxone Administrations  
2023 YTD

13

Naloxone 2023

## Drug-Related Overdoses, Saratoga County 2018-2023

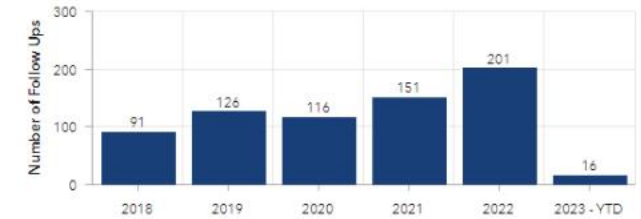


Data Source: ODMAP; NYSDOH Electronic Syndromic Surveillance; Saratoga County EMS

Overdoses 2018-2022

## Overdose Follow Ups Completed

Saratoga County Sheriff's Office Second Chance Program 2018-2023

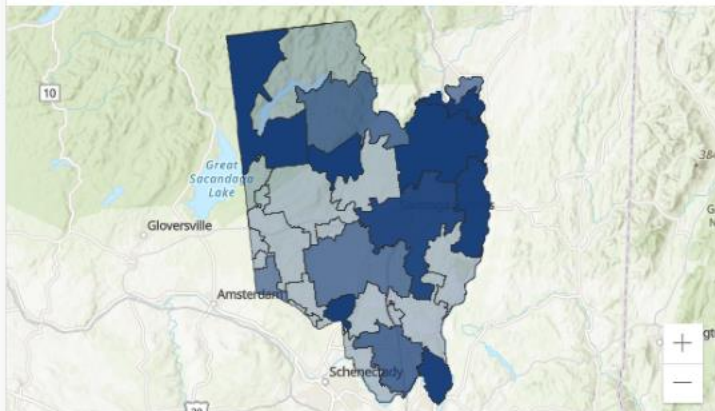


Data Source: Saratoga County Sheriff's Office

The **Second Chance** program began in 2017 to address a practical and moral need for a new operationalized approach to build (and in some cases repair) the relationship between police and people suffering from addiction. Through the program, deputies follow up with and provide support to those struggling with addiction and their families. A 'follow up' is considered an act of

Annual

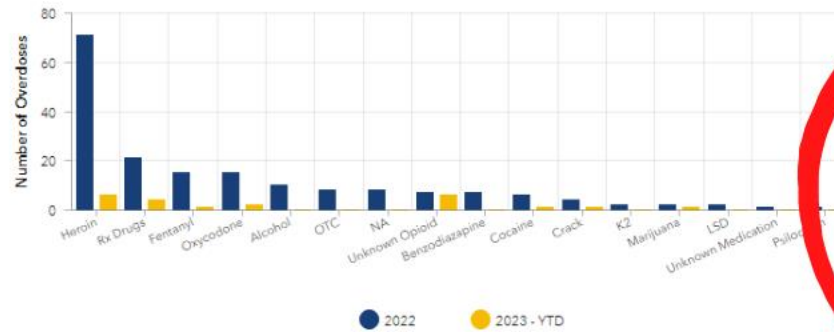
## Rate of Drug-Related Overdoses by Saratoga County Zip Codes 2023



Esri, CGIAR, USGS | Esri, HERE, Garmin, SafeGraph, FAO, METI/NASA, USGS, EPA, N... Powered by Esri

Expand the map using the top right arrows to interact with zip code level data and to view trends.

## Overdose by Primary Drug 2022-2023



Data Source: ODMAP; NYSDOH Syndromic Surveillance

Data note: **Primary drug** represents the first drug identified in the report. This chart does not include polydrug use.

Overdoses by Drug Type

## Number of Narcotic Prescriptions by Saratoga County Provider Zip Code, 2018-2021

Locality	Zip Code	2018	2019	2020	2021
Amsterdam	12010	62,199	61,272	64,355	60,929
Ballston Lake	12019	18,364	18,481	18,852	16,306
Ballston Spa	12020	36,524	33,464	35,682	34,186
Broadalbin	12025	8,724	9,290	9,671	9,734
Burnt Hills	12027	328	1,664	4,217	3,943
Clifton Park	12065	71,940	76,050	76,005	85,250
Corinth	12822	6,129	4,816	4,184	3,984
Fort Edward	12828	9,048	9,517	9,600	8,839

Data Source: NYSDOH Bureau of Narcotic Enforcement

Data Notes: Data are reflective of the provider zip code, and not of the patient receiving the prescription. Totals may include non-Saratoga County residents. All data are up to date, 2022 data are not yet available.

Narcotics are defined under the DEA Drug Scheduling Classification, learn more about DEA Drug Scheduling Classification

Total Narcotic Prescriptions Schedule 1-5 Narcotic Prescriptions



# Saratoga County Substance Use Surveillance Dashboard

Non-Fatal & Fatal Overdoses  
2023 YTD

46

Overdoses 2023

Fatal Overdoses  
2023 YTD

7

Fatal Overdoses 2023

Rate of Overdose per 100,000  
2023 YTD

19.38

Overdose Rate 2023

Reported Naloxone Administrations  
2023 YTD

13

Naloxone 2023

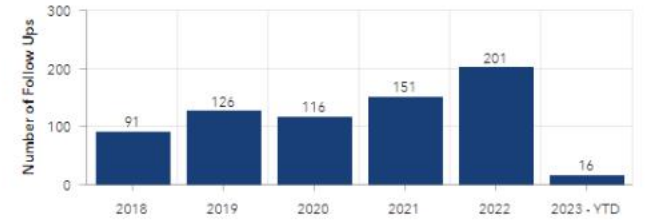
## Drug-Related Overdoses, Saratoga County 2018-2023



Data Source: ODMAP; NYSDOH Electronic Syndromic Surveillance; Saratoga County EMS

Overdoses 2018-2022

## Overdose Follow Ups Completed Saratoga County Sheriff's Office Second Chance Program 2018-2023

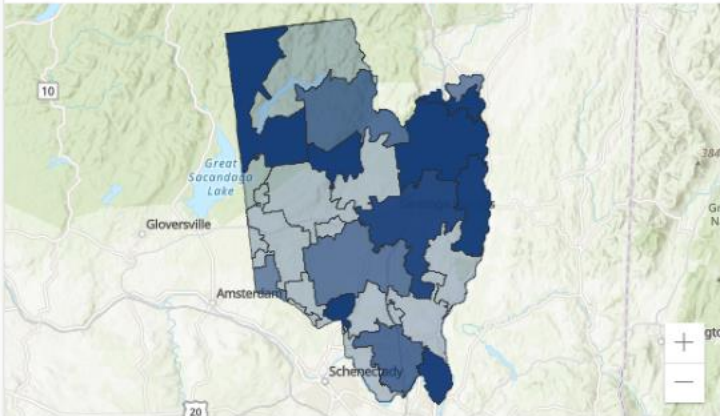


Data Source: Saratoga County Sheriff's Office

The **Second Chance** program began in 2017 to address a practical and moral need for a new operationalized approach to address (in some cases repair) the relationship between police and people suffering with addiction. The program provides follow up with and provide support to those struggling with addiction and their families. A 'follow up' is considered an act of

Annual Overdose Follow Ups

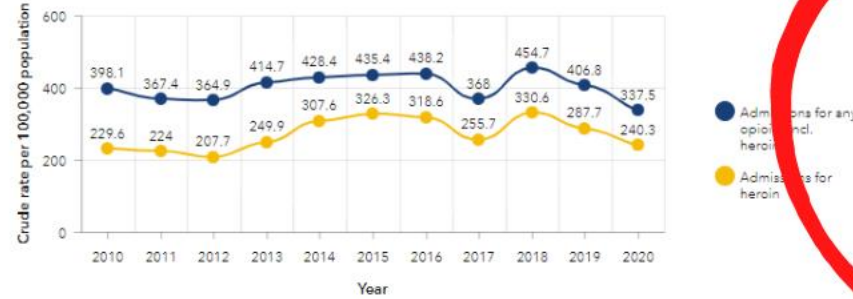
## Rate of Drug-Related Overdoses by Saratoga County Zip Codes 2023



Esri, CGIAR, USGS | Esri, HERE, Garmin, SafeGraph, FAO, METI/NASA, USGS, EPA, N... Powered by Esri

Expand the map using the top right arrows to interact with zip code level data and to view trends.

## Rate of admissions to OASAS-certified Substance Use Disorder Treatment Programs, Saratoga County 2010-2020



Data Source: NYSDOH OASAS; Data includes admissions to inpatient and outpatient treatment programs.

Data note: admissions data for 2020 were impacted by COVID-19 and do not represent a typical year for admissions. A **crude rate** is the total number of events divided by the total population and multiplied by 100,000. Data include **only** individuals aged 12+ years.

Admission Rates to OASAS Treatment Programs

## Number of Schedule 1 & 2 Narcotic Prescriptions by Saratoga County Provider Zip Code, 2018-2021

Locality	Zip Code	2018	2019	2020	2021
Amsterdam	12010	27,972	25,907	26,032	24,997
Bellston Lake	12019	6,643	6,560	6,821	6,026
Bellston Spa	12020	14,789	15,057	16,432	15,812
Broedelbin	12025	3,202	3,304	3,425	3,424
Burnt Hills	12027	51	548	1,610	1,620
Clifton Park	12065	29,590	33,756	36,560	44,854
Corinth	12822	1,954	1,480	1,291	1,108
Fort Edward	12828	3,073	3,181	3,140	3,231

Data Source: NYSDOH Bureau of Narcotic Enforcement

Data Notes: Data are reflective of the **provider** zip code, and not of the patient's. The number of prescriptions. Totals may include non-Saratoga County residents. All data is up to date, 2022 data are not available.

What are Schedule 1 & 2 Narcotics?

Total Narcotic Prescriptions

Schedule 1 & 2 Narcotic Prescriptions



These charts display the number of narcotic prescriptions by zip code of Saratoga County-based providers. The data are reflective of the provider zip code, and not the receiving patients zip code.

It is important to note that these totals may not include non-Saratoga County residents. The first table shows all narcotic prescriptions and the second table displays schedule I and schedule II narcotics, which are substances with the high potential for abuse – as categorized by the DEA.

**Number of Narcotic Prescriptions by Saratoga County Provider Zip Code, 2018-2021**

Locality	Zip Code	2018	2019	2020	2021
Amsterdam	12010	62,199	61,272	64,355	60,929
Ballston Lake	12019	18,364	18,481	18,852	16,306
Ballston Spa	12020	36,524	33,464	35,682	34,186
Broadalbin	12025	8,724	9,290	9,671	9,734
Burnt Hills	12027	328	1,664	4,217	3,943
Clifton Park	12065	71,940	76,050	76,005	85,250
Corinth	12822	6,129	4,816	4,184	3,984
Fort Edward	12828	9,048	9,517	9,600	8,839

**Number of Schedule 1 & 2 Narcotic Prescriptions by Saratoga County Provider Zip Code, 2018-2021**

Locality	Zip Code	2018	2019	2020	2021
Amsterdam	12010	27,972	25,907	26,032	24,997
Ballston Lake	12019	6,643	6,560	6,821	6,026
Ballston Spa	12020	14,789	15,057	16,432	15,812
Broadalbin	12025	3,202	3,304	3,425	3,424
Burnt Hills	12027	51	548	1,610	1,620
Clifton Park	12065	29,590	33,756	36,560	44,854
Corinth	12822	1,954	1,480	1,291	1,108
Fort Edward	12828	3,073	3,181	3,140	3,231





# Saratoga County Substance Use Surveillance Dashboard

## ADDITIONAL INFORMATION

### LOCAL RESOURCES & EDUCATIONAL MATERIALS

- Saratoga County Department of Health Online Narcan Request Form
- Saratoga County Mental Health and Substance Use Disorder Resource Guide
- Naloxone Co-Payment Assistance Program (N-CAP)
- Healing Springs Recovery and Outreach Center: (518) 306-3048
- Saratoga County Department of Mental Health and Addiction Services: (518) 584-9030
- Alcoholics Anonymous: Find a meeting
- Narcotics Anonymous: Find a meeting
- NYS HOPEline: 1-877-8-HOPENY (467369) or text HOPENY (467369), toll-free, confidential, available 24/7
- Never Use Alone Hotline: 800-484-3731
- 911 Good Samaritan Law
- U.S. Office of National Drug Control Policy (ONDCP) Non-Fatal Opioid Overdose Surveillance Dashboard
- SAMHSA Publications and Digital Resources
- CDC Places Data Portal

### DATA SOURCES & DEFINITIONS

Unless otherwise noted, data sources include ODMAP; NYSDOH Electronic Syndromic Surveillance; Saratoga County EMS; Saratoga County Coroner's Office.

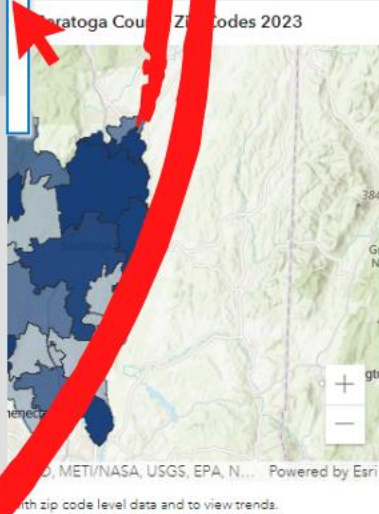
**ODMAP:** Overdose Detection Mapping Application Program  
**NYSDOH Electronic Syndromic Surveillance:** A near real-time method of categorizing visits from Emergency departments (EDs) into disease or illness syndromes, based on patient chief complaint upon admission to ED.

### Fatal Overdoses 2023 YTD

7 ⚠️

### Reported Naloxone Administrations 2023 YTD

3 ✨



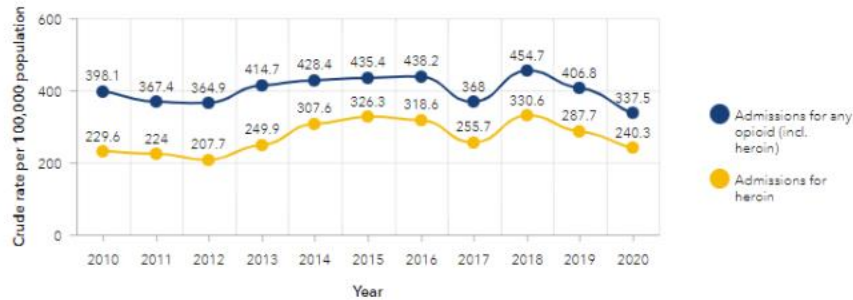
### Drug-Related Overdoses, Saratoga County 2018-2023



Data Source: ODMAP; NYSDOH Electronic Syndromic Surveillance; Saratoga County EMS

Overdoses 2018-2022

### Rate of admissions to OASAS-certified Substance Use Disorder Treatment Programs, Saratoga County 2010-2020



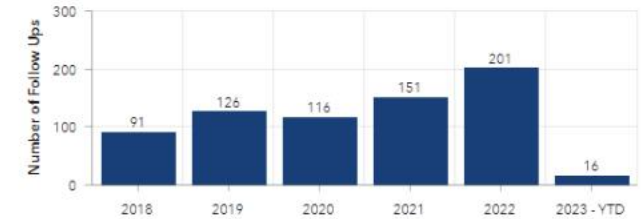
Data Source: NYSDOH OASAS; Data includes admissions to inpatient and outpatient treatment programs.

Data note: admissions data for 2020 were impacted by COVID-19 and do not represent a typical year for admissions. A **crude rate** is the total number of events divided by the total population and multiplied by 100,000. Data include **only** individuals aged 12+ years.

Admission Rates to OASAS Treatment Programs

### Overdose Follow Ups Completed

Saratoga County Sheriff's Office Second Chance Program 2018-2023



Data Source: Saratoga County Sheriff's Office

The **Second Chance** program began in 2017 to address a practical and moral need for a new operationalized approach to build (and in some cases repair) the relationship between police and people suffering from addiction. Through the program, deputies follow up with and provide support to those struggling with addiction and their families. A 'follow up' is considered an act of

Annual Overdose Follow Ups

### Number of Schedule 1 & 2 Narcotic Prescriptions by Saratoga County Provider Zip Code, 2018-2021

Locality	Zip Code	2018	2019	2020	2021
Amsterdam	12010	27,972	25,907	26,032	24,997
Ballston Lake	12019	6,643	6,560	6,821	6,026
Ballston Spa	12020	14,789	15,057	16,432	15,812
Broadelbin	12025	3,202	3,304	3,425	3,424
Burnt Hills	12027	51	548	1,610	1,620
Clifton Park	12065	29,590	33,756	36,560	44,854
Corinth	12822	1,954	1,480	1,291	1,108
Fort Edward	12828	3,073	3,181	3,140	3,231

Data Source: NYSDOH Bureau of Narcotic Enforcement

Data Notes: Data are reflective of the **provider** zip code, and not of the patient receiving the prescription. Totals may include non-Saratoga County residents. All data are up to date, 2022 data are not yet available.

What are Schedule 1 & 2 Narcotics? [Learn more here.](#)

Total Narcotic Prescriptions

Schedule 1 & 2 Narcotic Prescriptions

The Saratoga County Department of Health compiled a list of educational and local resources related to substance use disorder.

The resource tab can be pinned on the screen by clicking the pin located on the upper right corner of the box.

**ADDITIONAL INFORMATION**

**LOCAL RESOURCES & EDUCATIONAL MATERIALS**

- [Saratoga County Department of Health Online Narcan Request Form](#)
- [Saratoga County Mental Health and Substance Use Disorder Resource Guide](#)
- [Naloxone Co-Payment Assistance Program \(N-CAP\)](#)
- [Healing Springs Recovery and Outreach Center: \(518\) 306-3048](#)
- [Saratoga County Department of Mental Health and Addiction Services: \(518\) 584-9030](#)
- [Alcoholics Anonymous: Find a Meeting](#)
- [Narcotics Anonymous: Find a Meeting](#)
- [NYS HOPEline: 1-877-8-HOPENY \(467369\) or text HOPENY \(467369\), toll-free, confidential, available 24/7](#)
- [Never Use Alone Hotline: 800-484-3731](#)
- [911 Good Samaritan Law](#)
- [U.S. Office of National Drug Control Policy \(ONDCP\) Nonfatal Opioid Overdose Surveillance Dashboard](#)
- [SAMHSA Publications and Digital Resources](#)
- [CDC Places Data Portal](#)



# Saratoga County

## Contact:

**[opioids@saratogacountyny.gov](mailto:opioids@saratogacountyny.gov)**

[www.SaveALifeTo.Day](http://www.SaveALifeTo.Day) 